

Proxy Materials



PLEASE CAST YOUR VOTE NOW!

FIDELITY INVESTMENT TRUST:

FIDELITY LATIN AMERICA FUND

Dear Shareholder:

A special meeting of shareholders of the Fidelity fund mentioned above will be held on July 16, 2024. The purpose of the meeting is to provide you with the opportunity to vote on important proposals that affect the fund and your investment in it. As a shareholder and a valued Fidelity customer, you can make your voice heard.

Proxy campaigns are costly, so your timely vote will help to control proxy expenses that are borne by shareholders. This letter and accompanying proxy statement contain important information about the proposals and the materials to use when casting your vote.

Please read the enclosed proxy materials and cast your vote on the proxy card(s). Please vote your shares promptly. Your vote is extremely important, no matter how large or small your holdings may be.

Each proposal has been carefully reviewed by the Board of Trustees. The Trustees, most of whom are not affiliated with Fidelity, are responsible for protecting your interests as a shareholder. The Trustees believe that each of these proposals are in the best interests of shareholders: Proposal 1 – the proposal to elect a Board of Trustees and Proposal 2 – the proposal to merge Fidelity Latin America Fund into Fidelity Emerging Markets Fund. They recommend that you vote **for** these proposals.

The following Q&A is provided to assist you in understanding each proposal. The proposals are also described in greater detail in the enclosed proxy statement.

Voting is quick and easy. To cast your vote, you may:

- Visit the web site indicated on your proxy card(s), enter the control number found on the card(s), and follow the on-line instructions, *OR*
- Call the toll-free number indicated on your proxy card(s), enter the control number found on the card(s), and follow the recorded instructions, *OR*;
- If you have received a paper copy of the proxy card(s), complete the proxy card(s) and return the signed card(s) in the postage-paid envelope.

If you have any questions before you vote, please call Fidelity at the toll-free number on your proxy card(s). We will be glad to help you submit your vote. Thank you for voting your shares and for your confidence in entrusting Fidelity with your investments.

Sincerely,

A handwritten signature in cursive script that reads "Robert A. Lawrence". The signature is written in dark ink and is positioned above the printed name.

Robert A. Lawrence
Acting Chairman

Important information to help you understand and vote on the proposals

Please read the full text of the proxy statement. We have provided a brief overview of the proposals to be voted upon below. Your vote is important. We appreciate you placing your trust in Fidelity and look forward to helping you achieve your financial goals.

What proposals am I being asked to vote on?

You are being asked to vote on the following proposals:

Proposal 1 – To elect a Board of Trustees.

Proposal 2 – Shareholders of Fidelity Latin America Fund are being asked to vote on Proposal 2. As more fully described in Proposal 2 in the attached proxy statement, shareholders of Fidelity Latin America Fund are being asked to approve merging the fund into Fidelity Emerging Markets Fund by approving an Agreement and Plan of Reorganization.

1. *To elect a Board of Trustees.*

What role does the Board play?

The Trustees serve as representatives of the funds' shareholders. Members of the Board are fiduciaries and have an obligation to serve the best interests of shareholders, including consideration of policy changes. In addition, the Trustees review fund performance, oversee fund activities, and review contractual arrangements with companies that provide services to the funds.

Has the fund's Board of Trustees approved the proposal?

Yes. The Board of Trustees has unanimously approved the proposal and recommends that you vote to approve it.

2. *For shareholders of Fidelity Latin America Fund, to approve merging the fund into Fidelity Emerging Markets Fund by approving an Agreement and Plan of Reorganization.*

Has the fund's Board of Trustees approved the Reorganization?

Yes. The Board of Trustees has carefully reviewed the proposal and approved the Agreement and Reorganization. **The Board of Trustees unanimously recommends that you vote in favor of your fund's Agreement and Plan of Reorganization by approving your fund's proposal.** If shareholder approval of the Agreement cannot be achieved, the Board of Trustees has approved a plan of liquidation for Fidelity Latin America Fund.

What are the reasons for and advantages of the proposed Reorganization?

We believe, and the Board of Trustees unanimously agreed, that the Reorganization, also known as a merger, is in the best interest of shareholders.

Proposal 2 – Merge Fidelity Latin America Fund into Fidelity Emerging Markets Fund: The Board considered that the merger will permit Fidelity Latin America Fund shareholders to pursue a similar investment objective and somewhat similar investment strategies in a more diversified, larger, higher-rated fund with better long-term performance and lower expenses.

The Board also considered that Fidelity Latin America Fund shareholders will benefit from Fidelity Emerging Markets Fund's lower maximum management fee rates for each class. Each class's management fee rate is expected to decrease by approximately 1 to 4 basis points, depending on the class. The Board further considered that Fidelity Latin America Fund shareholders are also expected to benefit from an expense reduction ranging from approximately 8 to 11 basis points, depending on the class.

For more information, please refer to the section entitled "The Proposed Transactions – Proposal 2 – Reasons for Reorganization."

Do Fidelity Latin America Fund and Fidelity Emerging Markets Fund have similar investment objectives and policies?

Yes, the funds have similar investment objectives. Fidelity Latin America Fund seeks long-term growth of capital and Fidelity Emerging Markets Fund seeks capital appreciation. Although the funds have similar investment objectives and somewhat similar principal investment strategies, there are some differences of which you should be aware. A comparison of the investment strategies is included in the attached proxy statement.

Who are the managers for each fund?

Fidelity Latin America Fund

Will Pruett is Portfolio Manager of Fidelity Latin America Fund, which he has managed since 2015. He also manages other funds. Since joining Fidelity Investments in 2008, Mr. Pruett has worked as a research analyst and portfolio manager.

Fidelity Emerging Markets Fund

John Dance is Portfolio Manager of Fidelity Emerging Markets Fund, which he has managed since 2019. Since joining Fidelity Investments in 2006, Mr. Dance has worked as a research analyst and portfolio manager. He is expected to continue to be responsible for portfolio management of the combined fund after the merger.

How will you determine the number of Fidelity Emerging Markets Fund shares that I will receive?

Although the number of shares you own will most likely change, the total value of your holdings will not change as a result of the Reorganization. As of the close of business of the New York Stock Exchange on the closing date of the Reorganization, the number of shares to be issued will be based on the relative net asset values of each fund at the time of the exchange.

The anticipated closing date of the Reorganization is on or about September 13, 2024.

Is the Reorganization considered a taxable event for federal income tax purposes?

No. Each fund will receive an opinion of counsel that the Reorganization will not result in any gain or loss for federal income tax purposes to either fund or to shareholders of either fund.

For more information, please refer to the section entitled “The Proposed Transactions – Proposal 2 – Federal Income Tax Considerations.”

What if there are not enough votes to reach quorum by the scheduled shareholder meeting date or if the Reorganization is not approved?

To facilitate receiving a sufficient number of votes, we may need to take further action. Computershare Fund Services, a proxy solicitation firm, or Fidelity, may contact you by mail or telephone. Therefore, we encourage shareholders to vote as soon as they receive the enclosed proxy materials to avoid additional mailings or telephone calls, as well as increased expenses to the fund.

If shareholder approval of the Agreement cannot be achieved, the Board of Trustees has approved a plan of liquidation for Fidelity Latin America Fund.

Who will pay for the expenses associated with each proposal?

With respect to Proposal 1, unless the fund has a contract in place where the proxy costs will be covered by the Adviser, each fund will bear its applicable expenses in connection with preparing this Proxy Statement and its enclosures and all solicitations.

With respect to Proposal 2, FMR will bear a portion of the one-time administrative costs associated with the Reorganization.

For more information, please refer to the section entitled “Voting Information – Solicitation of Proxies; Expenses.”

What role does the Board play?

The Trustees serve as representatives of the funds’ shareholders. Members of the Board are fiduciaries and have an obligation to serve the best interests of shareholders, including consideration of policy changes. In addition, the Trustees review fund performance, oversee fund activities, and review contractual arrangements with companies that provide services to the funds.

General Questions on the Proxy

Who is Computershare Fund Services?

Computershare Fund Services is a third party proxy vendor that has been hired to call shareholders and record proxy votes. In order to hold a shareholder meeting, quorum must be reached. If quorum is not met (or the required vote is not achieved), the meeting may adjourn to a future date. The campaign attempts to reach shareholders via multiple mailings to remind them to cast their vote. As the meeting approaches, phone calls may be made to clients who have not yet voted their shares so that the shareholder meeting does not have to be adjourned.

Voting your shares immediately will help minimize additional solicitation expenses and prevent the need to call to you to solicit your vote.

How many votes am I entitled to cast?

As a shareholder, you are entitled to one vote for each dollar of net asset value you own of each of the funds on the record date, with fractional dollar amounts entitled to a proportional fractional vote. The record date is May 20, 2024.

How do I vote my shares?

You can vote your shares by visiting the web site indicated on your proxy card(s), entering the control number found on the card(s), and following the on-line instructions. You may also vote by touch-tone telephone by calling the toll-free number on your proxy card(s) and following the recorded instructions. In addition, if you have requested paper proxy materials, you may vote by completing and signing the proxy card(s) and mailing them in the postage-paid envelope. If you need any assistance, or have any questions regarding the proposal or how to vote your shares, please call Fidelity at the toll-free number on your proxy card(s).

How do I sign the proxy card?

Individual Accounts: Shareholders should sign exactly as their names appear on the account registration shown on the card or form.

Joint Accounts: Either owner may sign, but the name of the person signing should conform exactly to a name shown in the registration.

All Other Accounts: The person signing must indicate his or her capacity. For example, a trustee for a trust or other entity should sign, “Ann B. Collins, Trustee.”



**Important Notice Regarding the Availability
of Proxy Materials for the
Shareholder Meeting to be held on July 16, 2024**

The Letter to Shareholders, Notice of Meeting, and Proxy Statement are available at <https://www.proxy-direct.com/Fidelity>.

**FIDELITY LATIN AMERICA FUND
SERIES OF
FIDELITY INVESTMENT TRUST**

**245 Summer Street, Boston, Massachusetts 02210
1-800-544-8544 (Retail classes)
1-877-208-0098 (Advisor classes)**

NOTICE OF SPECIAL MEETING OF SHAREHOLDERS

To the Shareholders of the above fund:

NOTICE IS HEREBY GIVEN that a Special Meeting of Shareholders (the Meeting) of Fidelity Latin America Fund (the fund), a series of Fidelity Investment Trust (Investment Trust or the trust) will be held on July 16, 2024, at 8:00 a.m. Eastern Time (ET). Shareholders of other Fidelity funds are receiving a separate proxy statement in connection with Proposal 1. Appendix A contains a list of all funds that are holding a special meeting of shareholders to vote on Proposal 1.

The purpose of the Meeting is to consider and act upon the following proposals and to transact such other business as may properly come before the Meeting or any adjournments thereof.

1. To elect a Board of Trustees.
2. To approve an Agreement and Plan of Reorganization providing for the transfer of all of the assets of Fidelity Latin America Fund to Fidelity Emerging Markets Fund in exchange solely for corresponding shares of beneficial interest of Fidelity Emerging Markets Fund and the assumption by Fidelity Emerging Markets Fund of Fidelity Latin America Fund's liabilities, in complete liquidation of Fidelity Latin America Fund.

The Board of Trustees has fixed the close of business on May 20, 2024, as the record date for the determination of the shareholders of the fund entitled to notice of, and to vote at, such Meeting and any adjournments thereof.

By order of the Board of Trustees,
MARGARET CAREY
Secretary and Chief Legal Officer

May 20, 2024

Your vote is important – please vote your shares promptly.

The Meeting will be held in a virtual format only. Shareholders are invited to attend the Meeting by means of remote audio communication at meetnow.global/MQZDHHG. You will not be able to attend the Meeting in person. You will be required to enter the control number found on your proxy card or voting instruction form you previously received. If you have lost or misplaced your control number, please email Computershare Fund Services, the proxy tabulator for the Meeting (“Computershare”), at shareholdermeetings@computershare.com (include your full name, street address, city, state & zip code) to verify your identity and obtain your control number.

If your shares are held through a brokerage account or by a bank or other holder of record you will need to request a legal proxy in order to receive access to the virtual Meeting. To do so, you must submit proof of your proxy power (legal proxy) reflecting your holdings, along with your name and email address, to Computershare. Requests for registration must be labeled as “Legal Proxy” and be received no later than 5:00 p.m. ET on Thursday, July 11, 2024. You will receive a confirmation of your registration by email that includes the control number necessary to access and vote at the Meeting. Requests for registration should be directed to Computershare at shareholdermeetings@computershare.com.

Questions from shareholders to be considered at the Meeting must be submitted to Computershare at shareholdermeetings@computershare.com no later than 8:00 a.m. ET on Monday, July 15, 2024.

Any shareholder who does not expect to virtually attend the Meeting is urged to vote using the touch-tone telephone or internet voting instructions that follow or by indicating voting instructions on the enclosed proxy card, dating and signing it, and returning it in the envelope provided, which needs no postage if mailed in the United States. In order to avoid unnecessary expense, we ask for your cooperation in responding promptly, no matter how large or small your holdings may be. If you wish to wait until the Meeting to vote your shares, you will need to follow the instructions available on the Meeting’s website during the Meeting in order to do so.

INSTRUCTIONS FOR EXECUTING PROXY CARD

The following general rules for executing proxy cards may be of assistance to you and help avoid the time and expense involved in validating your vote if you fail to execute your proxy card properly.

- Individual Accounts:** Your name should be signed exactly as it appears in the registration on the proxy card.
- Joint Accounts:** Either party may sign, but the name of the party signing should conform exactly to a name shown in the registration.
- All other accounts** should show the capacity of the individual signing. This can be shown either in the form of the account registration itself or by the individual executing the proxy card. For example:

	<u>REGISTRATION</u>	<u>VALID SIGNATURE</u>
A.	1) ABC Corp.	John Smith, Treasurer
	2) ABC Corp. c/o John Smith, Treasurer	John Smith, Treasurer
B.	1) ABC Corp. Profit Sharing Plan	Ann B. Collins, Trustee
	2) ABC Trust	Ann B. Collins, Trustee
	3) Ann B. Collins, Trustee u/t/d 12/28/78	Ann B. Collins, Trustee
C.	1) Anthony B. Craft, Cust. f/b/o Anthony B. Craft, Jr. UGMA	Anthony B. Craft

INSTRUCTIONS FOR VOTING BY TOUCH-TONE TELEPHONE OR THROUGH THE INTERNET

- Read the proxy statement, and have your proxy card handy.
- Call the toll-free number or visit the web site indicated on your proxy card.
- Enter the number found in the box on the front of your proxy card.
- Follow the recorded or on-line instructions to cast your vote up until 11:59 p.m. ET on July 15, 2024.

**SPECIAL MEETING OF SHAREHOLDERS OF
FIDELITY LATIN AMERICA FUND
A SERIES OF
FIDELITY INVESTMENT TRUST
TO BE HELD ON JULY 16, 2024
PROXY STATEMENT AND PROSPECTUS
MAY 20, 2024**

This combined Proxy Statement and Prospectus (Proxy Statement) is furnished to shareholders of Fidelity Latin America Fund, a series of Fidelity Investment Trust (Investment Trust or the trust), in connection with a solicitation of proxies made by, and on behalf of, Investment Trust's Board of Trustees to be used at the Special Meeting of Shareholders of Fidelity Latin America Fund and at any adjournments thereof (the Meeting), to be held on July 16, 2024 at 8:00 a.m. Eastern Time (ET) The Board of Trustees and Fidelity Management & Research Company LLC (FMR) have determined that the Meeting will be held in a virtual format only. The Meeting will be accessible solely by means of remote audio communication. Shareholders of other Fidelity funds are receiving a separate proxy statement in connection with Proposal 1. Appendix A contains a list of all funds that are holding a special meeting of shareholders to vote on Proposal 1.

The following table summarizes the proposals applicable to the fund:

Proposal Number	Proposal Description
1.	To elect a Board of Trustees.
2.	To approve an Agreement and Plan of Reorganization providing for the transfer of all of the assets of Fidelity Latin America Fund to Fidelity Emerging Markets Fund in exchange solely for corresponding shares of beneficial interest of Fidelity Emerging Markets Fund and the assumption by Fidelity Emerging Markets Fund of Fidelity Latin America Fund's liabilities, in complete liquidation of Fidelity Latin America Fund.

If Proposal 2 is approved by the fund's shareholders and the Reorganization occurs, each shareholder of Fidelity Latin America Fund will become a shareholder of Fidelity Emerging Markets Fund. Fidelity Latin America Fund will transfer all of its assets to Fidelity Emerging Markets Fund in exchange solely for shares of beneficial interest of Fidelity Emerging Markets Fund and the assumption by Fidelity Emerging Markets Fund of Fidelity Latin America Fund's liabilities in complete liquidation of Fidelity Latin America Fund. The total value of your fund holdings will not change as a result of the Reorganization. The Reorganization is currently scheduled to take place as of the close of business of the New York Stock Exchange (the NYSE) on or about September 13, 2024, or such other time and date as the parties may agree (the Closing Date). If shareholder approval of the Agreement cannot be achieved, the Board of Trustees has approved a plan of liquidation for Fidelity Latin America Fund and the fund would liquidate on or about September 13, 2024.

Fidelity Emerging Markets Fund is a diversified series of Fidelity Investment Trust, an open-end management investment company registered with the Securities and Exchange Commission (the SEC). Fidelity Emerging Markets Fund seeks capital appreciation. Fidelity Emerging Markets Fund seeks to achieve its investment objective by normally investing at least 80% of assets in securities of issuers in emerging markets and other investments that are tied economically to emerging markets. Emerging markets include countries that have an emerging stock market as defined by MSCI, countries or markets with low- to middle-income economies as classified by the World Bank, and other countries or markets that the Adviser identifies as having similar emerging markets characteristics.

The principal business address of FMR, the fund's investment adviser, is 245 Summer Street, Boston, Massachusetts 02210 and FIL Investment Advisors (FIA), the fund's sub-adviser, is Pembroke Hall, 42 Crow Lane, Pembroke HM19, Bermuda. For each fund holding a special meeting of shareholders to vote on Proposal 1, each fund's sub-adviser(s) and each sub-adviser's principal business address are included in Appendix B. The principal business address of Fidelity Distributors Corporation (FDC), the fund's principal underwriter and distribution agent, is 900 Salem Street, Smithfield, Rhode Island 02917.

THESE SECURITIES HAVE NOT BEEN APPROVED OR DISAPPROVED BY THE SEC, NOR HAS THE SEC PASSED UPON THE ACCURACY OR ADEQUACY OF THIS PROXY STATEMENT AND PROSPECTUS. ANY REPRESENTATION TO THE CONTRARY IS A CRIMINAL OFFENSE.

This solicitation is being made primarily by the mailing of this Proxy Statement and the accompanying proxy cards on or about May 20, 2024. For more detailed information about the solicitation with respect to each Proposal, please refer to the "Other Information About the Fund – Voting Information" section of this Proxy Statement. The Proxy Statement sets forth concisely the information about the Proposals that you should know before voting on the Proposals. Please read it carefully and keep it for future reference.

Solely for purposes of Proposal 2, the following documents have been filed with the SEC and are incorporated into this Proxy Statement by reference, which means they are part of this Proxy Statement for legal purposes:

- (i) the Statement of Additional Information dated May 20, 2024, relating to this Proxy Statement;

(ii) the Prospectus for Fidelity Emerging Markets Fund relating to Class A, Class M, Class C, Class I, and Class Z shares, dated December 30, 2023, as supplemented March 1, 2024;

(iii) the Prospectus for Fidelity Emerging Markets Fund and Fidelity Latin America Fund relating to retail class shares of each fund, dated December 30, 2023, as supplemented March 1, 2024;

(iv) the Prospectus for Fidelity Latin America relating to Class A, Class M, Class C, Class I, and Class Z shares Fund, dated December 30, 2023, as supplemented March 1, 2024.

(v) the Statement of Additional Information for Fidelity Emerging Markets Fund and Fidelity Latin America Fund relating to Class A, Class M, Class C, Class I, and Class Z shares, dated December 30, 2023, as supplemented March 1, 2024;

(vi) the Statement of Additional Information for Fidelity Emerging Markets Fund and Fidelity Latin America Fund, relating to retail class shares of each fund, dated December 30, 2023, as supplemented March 1, 2024; and

(vii) the Annual Report for Fidelity Emerging Markets Fund for the fiscal year ended October 31, 2023; and

(viii) the Annual Report for Fidelity Latin America Fund for the fiscal year ended October 31, 2023.

An investment in the fund is not a deposit of a bank and is not insured or guaranteed by the Federal Deposit Insurance Corporation or any other government agency. Although the fund seeks to preserve the value of your investment at \$1.00 per share, it is possible to lose money by investing in the fund.

For a free copy of the fund's current Prospectus, Statement of Additional Information or annual and/or semiannual reports, call Fidelity at 1-800-544-8544 (Retail class) or 1-877-208-0098 (Advisor classes), visit Fidelity's web sites at www.fidelity.com, institutional.fidelity.com, or www.401k.com (plan accounts), or write to Fidelity Distributors Company LLC at 100 Salem Street, Smithfield, Rhode Island 02917.

TABLE OF CONTENTS

Proposal 1	9
Proposal 2	21
Synopsis	21
Comparison of Principal Risk Factors	31
The Proposed Transaction	36
Financial Highlights and Other Information about the Funds	41
Other Information About the Funds	47
Voting Information	47
Miscellaneous	48
Notice to Banks, Broker-Dealers and Voting Trustees and Their Nominees	49
Exhibit 1. Equity and High Income Funds Governance and Nominating Committee Charter	50
Exhibit 2. Form of Agreement and Plan of Reorganization (Proposal 2)	53
Appendix A. List of Funds Holding a Vote on Proposal 1	60
Appendix B. Sub-Advisers	67
Appendix C. Board Composition	74
Appendix D. Equity Securities Beneficially Owned	76
Appendix E. Trustee Compensation	104
Appendix F. Board and Committee Meetings	118
Appendix G. Fees and Services of the Independent Registered Public Accounting Firm	119
Appendix H. Fees and Services of the Independent Registered Public Accounting Firm Required to be Approved by Audit Committee	134
Appendix I. Non-Audit Fees of the Independent Registered Public Accounting Firm	138
Appendix J. Cost of Solicitation Services	142
Appendix K. Fund Shares Issued and Outstanding	149
Appendix L. Record and/or Beneficial Ownership	165

PROPOSAL 1
TO ELECT A BOARD OF TRUSTEES

The purpose of this proposal is to elect a Board of Trustees. Appendix C shows the composition of the Board of Trustees of each trust for the funds holding a vote on Proposal 1 and the length of service of each Trustee and Member of the Advisory Board. All nominees named below are currently Trustees or Advisory Board Members of the trusts and have served in that capacity continuously since originally elected or appointed. Certain nominees were previously elected by shareholders to serve as Trustees of certain trusts, while other nominees were initially appointed by the Trustees and have not yet been elected by shareholders of all trusts. With respect to the nominees not previously elected by shareholders of one or more trusts, a third-party search firm identified Vijay C. Advani, Thomas P. Bostick, Thomas A. Kennedy, Oscar Munoz, and Karen B. Peetz as candidates. The Governance and Nominating Committee has recommended all Independent Trustee candidates.

In the election of Trustees, those nominees receiving the highest number of votes cast at the Meeting, provided a quorum is present, shall be elected. A nominee shall be elected immediately upon shareholder approval. For each such trust other than Fidelity Advisor Series Advisor Series VIII, Fidelity Concord Street Trust, Fidelity Investment Trust, Fidelity Puritan Trust, and Fidelity Securities Fund, the election of the nominees will result in a board comprised of 13 Trustees, and for Fidelity Advisor Series VIII, Fidelity Concord Street Trust, Fidelity Investment Trust, Fidelity Puritan Trust, and Fidelity Securities Fund, the election of the nominees will result in a board comprised of 14 Trustees, the maximum number permitted under each trust's organizational documents.

Except for Mr. Advani and Ms. Peetz, each of the nominees currently oversees 323 Fidelity funds. Mr. Advani currently oversees 216 Fidelity funds. Ms. Peetz is currently a Member of the Advisory Board of each trust and has served in that capacity continuously since originally appointed. Jonathan Chiel currently oversees 192 Fidelity funds.

The nominees you are being asked to elect as Trustees of the fund are as follows:

Interested Nominees*:

Correspondence intended for each Interested Nominee (that is, the nominees that are interested persons (as defined in the 1940 Act)) may be sent to Fidelity Investments, 245 Summer Street, Boston, Massachusetts 02210.

Name, Year of Birth; Principal Occupations and Other Relevant Experience+

Bettina Doulton (1964)

Ms. Doulton also serves as Trustee of other Fidelity® funds. Prior to her retirement, Ms. Doulton served in a variety of positions at Fidelity Investments, including as a managing director of research (2006-2007), portfolio manager to certain Fidelity® funds (1993-2005), equity analyst and portfolio assistant (1990-1993), and research assistant (1987-1990). Ms. Doulton currently owns and operates Phi Builders + Architects and Cellardoor Winery. Previously, Ms. Doulton served as a member of the Board of Brown Capital Management, LLC (2014-2018).

Robert A. Lawrence (1952)

Chair of the Board of Trustees

Mr. Lawrence also serves as Trustee of other funds. Previously, Mr. Lawrence served as a Trustee and Member of the Advisory Board of certain funds. Prior to his retirement in 2008, Mr. Lawrence served as Vice President of certain Fidelity® funds (2006-2008), Senior Vice President, Head of High Income Division of Fidelity Management & Research Company (investment adviser firm, 2006-2008), and President of Fidelity Strategic Investments (investment adviser firm, 2002-2005).

* Determined to be an "Interested Nominee" by virtue of, among other things, his or her affiliation with the trust or various entities under common control with FMR.

+ The information includes each nominee's principal occupation during the last five years and other information relating to the experience, attributes, and skills relevant to the nominee's qualifications to serve as a Trustee, which led to the conclusion that the nominee should serve as a Trustee for the fund.

Independent Nominees:

Correspondence intended for each Independent Nominee (that is, the nominees that are not interested persons (as defined in the 1940 Act)) may be sent to Fidelity Investments, P.O. Box 55235, Boston, Massachusetts 02205-5235.

Name, Year of Birth; Principal Occupations and Other Relevant Experience+

Vijay C. Advani (1960)

Mr. Advani also serves as Trustee or Member of the Advisory Board of other funds. Previously, Mr. Advani served as Executive Chairman (2020-2022), Chief Executive Officer (2017-2020) and Chief Operating Officer (2016-2017) of Nuveen (global investment manager). He also served in various capacities at Franklin Resources (global investment manager), including Co-President (2015-2016), Executive Vice President, Global Advisory Services (2008-2015), Head of Global Retail Distribution (2005-2008), Executive Managing Director, International Retail Development (2002-2005), Managing Director, Product Developments, Sales & Marketing, Asia, Eastern Europe and Africa (2000-2002) and President, Templeton Asset Management India (1995-2000). Mr. Advani also served as Senior Investment Officer of International Finance Corporation (private equity and venture capital arm of The World Bank, 1984-1995). Mr. Advani is Chairman Emeritus of the U.S. India Business Council (2018-present), a Director of The Global Impact Investing Network (2019-present), a Director of LOK Capital (Mauritius) (2022-present), a member of the Advisory Council of LOK Capital (2022-present), a Senior Advisor of Neuberger Berman (2021-present), a Senior Advisor of Seviora Holdings Pte. Ltd (Temasek-Singapore) (2021-present), a Director of Seviora Capital (Singapore) (2021-present) and an Advisor of EQUIAM (2021-present). Mr. Advani formerly served as a member of the Board of BowX Acquisition Corp. (special purpose acquisition company, 2020-2021), a member of the Board of Intellectap (advisory arm of The Aavishkaar Group, 2018-2020), a member of the Board of Nuveen Investments, Inc. (2017-2020) and a member of the Board of Docusign (software, 2016-2019).

Thomas P. Bostick (1956)

Lieutenant General Bostick also serves as Trustee of other Fidelity® funds. Prior to his retirement, General Bostick (United States Army, Retired) held a variety of positions within the U.S. Army, including Commanding General and Chief of Engineers, U.S. Army Corps of Engineers (2012-2016) and Deputy Chief of Staff and Director of Human Resources, U.S. Army (2009-2012). General Bostick currently serves as a member of the Board and Finance and Governance & Sustainability Committees of CSX Corporation (transportation, 2020-present) and a member of the Board and Corporate Governance and Nominating Committee of Perma-Fix Environmental Services, Inc. (nuclear waste management, 2020-present). General Bostick serves as Chief Executive Officer of Bostick Global Strategies, LLC (consulting, 2016-present), as a member of the Board of HireVue, Inc. (video interview and assessment, 2020-present), as a member of the Board of Allonnia (biotechnology and engineering solutions, 2022-present) and on the Advisory Board of Solugen, Inc. (specialty bio-based chemicals manufacturer, 2022-present). Previously, General Bostick served as a Member of the Advisory Board of certain Fidelity® funds (2021), President, Intrexon Bioengineering (2018-2020) and Chief Operating Officer (2017-2020) and Senior Vice President of the Environment Sector (2016-2017) of Intrexon Corporation (biopharmaceutical company).

Donald F. Donahue (1950)

Mr. Donahue also serves as Trustee of other Fidelity® funds. Mr. Donahue serves as President and Chief Executive Officer of Miranda Partners, LLC (risk consulting for the financial services industry, 2012-present). Previously, Mr. Donahue served as Chief Executive Officer (2006-2012), Chief Operating Officer (2003-2006) and Managing Director, Customer Marketing and Development (1999-2003) of The Depository Trust & Clearing Corporation (financial markets infrastructure). Mr. Donahue currently serves as a member (2007-present) and Co-Chairman (2016-present) of the Board of United Way of New York. Mr. Donahue previously served as a member of the Advisory Board of certain Fidelity® funds (2015-2018) and as a member of the Board of The Leadership Academy (previously NYC Leadership Academy) (2012-2022).

Vicki L. Fuller (1957)

Ms. Fuller also serves as Trustee of other Fidelity® funds. Previously, Ms. Fuller served as a member of the Advisory Board of certain Fidelity® funds (2018-2020), Chief Investment Officer of the New York State Common Retirement Fund (2012-2018) and held a variety of positions at AllianceBernstein L.P. (global asset management, 1985-2012), including Managing Director (2006-2012) and Senior Vice President and Senior Portfolio Manager (2001-2006). Ms. Fuller currently serves as a member of the Board, Audit Committee and Nominating and Governance Committee of two Blackstone business development companies (2020-present), as a member of the Board of Treliant, LLC (consulting, 2019-present), as a member of the Board of Ariel Alternatives, LLC (private equity, 2022-present) and as a member of the Board and Chair of the Audit Committee of Gusto, Inc. (software, 2021-present). In addition, Ms. Fuller currently serves as a member of the Board of Roosevelt University (2019-present) and as a member of the Executive Board of New York University's Stern School of Business. Ms. Fuller previously served as a member of the Board, Audit Committee and Nominating and Governance Committee of The Williams Companies, Inc. (natural gas infrastructure, 2018-2021).

Patricia L. Kampling (1959)

Ms. Kampling also serves as Trustee of other Fidelity® funds. Prior to her retirement, Ms. Kampling served as Chairman of the Board and Chief Executive Officer (2012-2019), President and Chief Operating Officer (2011-2012) and Executive Vice President and Chief Financial Officer (2010-2011) of Alliant Energy Corporation. Ms. Kampling currently serves as a member of the Board, Finance Committee and Governance, Compensation and Nominating Committee of Xcel Energy Inc. (utilities company, 2020-present) and as a member of the Board, Audit, Finance and Risk Committee and Safety, Environmental, Technology and Operations Committee and Chair of the Executive Development and Compensation Committee of American Water Works Company, Inc. (utilities company, 2019-present). In addition, Ms. Kampling currently serves as a member of the Board of the Nature Conservancy, Wisconsin Chapter (2019-present). Previously, Ms. Kampling served as a Member of the Advisory Board of certain Fidelity® funds (2020), a member of the Board, Compensation Committee and Executive Committee and Chair of the Audit Committee of Briggs & Stratton Corporation (manufacturing, 2011-2021), a member of the Board of Interstate Power and Light Company (2012-2019) and Wisconsin Power and Light Company (2012-2019) (each a subsidiary of Alliant Energy Corporation) and as a member of the Board and Workforce Development Committee of the Business Roundtable (2018-2019).

Thomas A. Kennedy (1955)

Mr. Kennedy also serves as Trustee of other Fidelity® funds. Previously, Mr. Kennedy served as a Member of the Advisory Board of certain Fidelity® funds (2020) and held a variety of positions at Raytheon Company (aerospace and defense, 1983-2020), including Chairman and Chief Executive Officer (2014-2020) and Executive Vice President and Chief Operating Officer (2013-2014). Mr. Kennedy served as Executive Chairman of the Board of Directors of Raytheon Technologies Corporation (aerospace and defense, 2020-2021). Mr. Kennedy serves as a Director of the Board of Directors of Textron Inc. (aerospace and defense, 2023-present).

Oscar Munoz (1959)

Mr. Munoz also serves as Trustee of other Fidelity® funds. Prior to his retirement, Mr. Munoz served as Executive Chairman (2020-2021), Chief Executive Officer (2015-2020), President (2015-2016) and a member of the Board (2010-2021) of United Airlines Holdings, Inc. Mr. Munoz currently serves as a member of the Board of CBRE Group, Inc. (commercial real estate, 2020-present), a member of the Board of Univision Communications, Inc. (Hispanic media, 2020-present), a member of the Board of Archer Aviation Inc. (2021-present), a member of the Defense Business Board of the United States Department of Defense (2021-present) and a member of the Board of Salesforce.com, Inc. (cloud-based software, 2022-present). Previously, Mr. Munoz served as a Member of the Advisory Board of certain Fidelity® funds (2021).

Karen B. Peetz (1955)

Ms. Peetz also serves as a Member of the Advisory Board of other funds. Previously, Ms. Peetz served as Chief Administration Officer (2020-2023) of Citigroup Inc. (a diversified financial service company). She also served in various capacities at Bank of New York Mellon Corporation, including President (2013-2016), Vice Chairman, Senior Executive Vice President and Chief Executive Officer of Financial Markets & Treasury Services (2010-2013), Senior Executive Vice President and Chief Executive Officer of Global Corporate Trust (2003-2008), Senior Vice President and Division Manager of Global Payments & Trade Services (2002-2003) and Senior Vice President and Division Manager of Domestic Corporate Trust (1998-2002). Ms. Peetz also served in various capacities at Chase Manhattan Corporation (1982-1998), including Senior Vice President and Manager of Corporate Trust International Business (1996-1998), Managing Director and Manager of Corporate Trust Services (1994-1996) and Managing Director and Group Manager of Financial Institution Sales (1990-1993). Ms. Peetz currently serves as Chair of Amherst Holdings Advisory Council (2018-present), Trustee of Johns Hopkins University (2016-present), Chair of the Carey Business School Advisory Council, Member of the Johns Hopkins Medicine Board and Finance Committee and Chair of the Lyme and Tick Related Disease Institute Advisory Council. Ms. Peetz previously served as a member of the Board of Guardian Life Insurance Company of America (2019-2023), a member of the Board of Trane Technologies (2018-2022), a member of the Board of Wells Fargo Corp. (2017-2019), a member of the Board of SunCoke Energy Inc. (2012-2016), a member of the Board of Private Export Funding Corporation (2010-2016) and as a Trustee of Penn State University (2010-2014) and the United Way of New York City (2008-2010).

David M. Thomas (1949)

Lead Independent Trustee

Mr. Thomas also serves as Trustee of other Fidelity® funds. Previously, Mr. Thomas served as Executive Chairman (2005-2006) and Chairman and Chief Executive Officer (2000-2005) of IMS Health, Inc. (pharmaceutical and healthcare information solutions). Mr. Thomas currently serves as a member of the Board of Fortune Brands Home and Security (home and security products, 2004-present) and as Director (2013-present) and Non-Executive Chairman of the Board (2022-present) of Interpublic Group of Companies, Inc. (marketing communication).

Susan Tomasky (1953)

Ms. Tomasky also serves as Trustee of other Fidelity® funds. Prior to her retirement, Ms. Tomasky served in various executive officer positions at American Electric Power Company, Inc. (1998-2011), including most recently as President of AEP Transmission (2007-2011). Ms. Tomasky currently serves as a member of the Board and Sustainability Committee and as Chair of the Audit Committee of Marathon Petroleum Corporation (2018-present) and as a member of the Board, Executive Committee, Corporate Governance Committee and Organization and Compensation Committee and as Lead Director of the Board of Public Service Enterprise Group, Inc. (utilities company, 2012-present) and as a member of the Board of its subsidiary company, Public Service Electric and Gas Co. (2021-present). In addition, Ms. Tomasky currently serves as a member (2009-present) and President (2020-present) of the Board of the Royal Shakespeare Company – America (2009-present), as a member of the Board of the Columbus Association for the Performing Arts (2011-present) and as a member of the Board and Kenyon in the World Committee of Kenyon College (2016-present). Previously, Ms. Tomasky served as a Member of the Advisory Board of certain Fidelity® funds (2020), as a member of the Board of the Columbus Regional Airport Authority (2007-2020), as a member of the Board (2011-2018) and Lead Independent Director (2015-2018) of Andeavor Corporation (previously Tesoro Corporation) (independent oil refiner and marketer) and as a member of the Board of Summit Midstream Partners LP (energy, 2012-2018).

Michael E. Wiley (1950)

Mr. Wiley also serves as Trustee of other Fidelity® funds. Previously, Mr. Wiley served as a member of the Advisory Board of certain Fidelity® funds (2018-2020), Chairman, President and CEO of Baker Hughes, Inc. (oilfield services, 2000-2004). Mr. Wiley also previously served as a member of the Board of Andeavor Corporation (independent oil refiner and marketer, 2005-2018), a member of the Board of Andeavor Logistics LP (natural resources logistics, 2015-2018) and a member of the Board of High Point Resources (exploration and production, 2005-2020).

- + The information includes the nominee's principal occupation during the last five years and other information relating to the experience, attributes, and skills relevant to the nominee's qualifications to serve as a Trustee, which led to the conclusion that the nominee should serve as a Trustee for the fund.

As of March 31, 2024, the Trustees and nominees for election as Trustee and the officers of the trusts and each fund holding a vote on Proposal 1 owned, in the aggregate, less than 1% of each fund's outstanding shares apart from Fidelity Climate Action Fund. As of March 31, 2024, the Trustees, Members of the Advisory Board (if any), and officers of the Fidelity Climate Action Fund owned, in the aggregate, 1.67% of Fidelity Climate Action Fund's total outstanding shares.

During the period June 1, 2022 through March 31, 2024, no transactions were entered into by Trustees and nominees as Trustee of the trust involving more than 1% of the voting common, non-voting common and equivalent stock, or preferred stock of FMR LLC.

If elected, the Trustees will hold office without limit in time except that (a) any Trustee may resign; (b) any Trustee may be removed by written instrument, signed by at least two-thirds of the number of Trustees prior to such removal; (c) any Trustee who requests to be retired or who has become incapacitated by illness or injury may be retired by written instrument signed by a majority of the other Trustees; and (d) a Trustee may be removed at any special meeting of shareholders by a two-thirds vote of the outstanding voting securities of the trust. Each Independent Trustee shall retire not later than the last day of the calendar year in which his or her 75th birthday occurs. The Independent Trustees may waive this mandatory retirement age policy with respect to individual Trustees. In case a vacancy shall for any reason exist, the remaining Trustees will fill such vacancy by appointing another Trustee, so long as, immediately after such appointment, at least two-thirds of the Trustees have been elected by shareholders. If, at any time, less than a majority of the Trustees holding office has been elected by the shareholders, the Trustees then in office will promptly call a shareholders' meeting for the purpose of electing a Board of Trustees. Otherwise, there will normally be no meeting of shareholders for the purpose of electing Trustees.

For more information about the current Trustee who is not a nominee in this Proxy Statement, refer to the section entitled "Trustees, Advisory Board Members, and Officers of the Fund." For information about the fund's Board structure and risk oversight function, and current standing committees of the fund's Trustees, refer to the section entitled "Board Structure and Oversight Function and Standing Committees of the Fund's Trustees."

The dollar range of equity securities beneficially owned as of March 31, 2024 by each nominee and Trustee in each fund holding a special meeting of shareholders to vote on Proposal 1 and in all funds in the aggregate within the same fund family overseen or to be overseen by the nominee or Trustees is included in Appendix D.

Trustee compensation information for each fund holding a special meeting of shareholders to vote on Proposal 1 is included in Appendix E.

BOARD STRUCTURE AND OVERSIGHT FUNCTION AND STANDING COMMITTEES OF THE FUND'S TRUSTEES

Correspondence intended for each Independent Trustee may be sent to the attention of the individual Trustee or to the Board of Trustees at Fidelity Investments, P.O. Box 55235, Boston, Massachusetts 02205-5235. Correspondence intended for each Interested Trustee may be sent to the attention of the individual Trustee or to the Board of Trustees at Fidelity Investments, 245 Summer Street, Boston, Massachusetts 02210. The current process for collecting and organizing shareholder communications requires that the Board of Trustees receive copies of all communications addressed to it. All communications addressed to the Board of Trustees or any individual Trustee are logged and sent to the Board or individual Trustee. The funds do not hold annual meetings and therefore do not have a policy with regard to Trustees' attendance at such meetings. However, as a matter of practice, at least one Trustee attends special meetings.

Mr. Lawrence is an interested person and currently serves as Chairman. The Trustees have determined that an interested Chairman is appropriate and benefits shareholders because an interested Chairman has a personal and professional stake in the quality and continuity of services provided to the funds. Independent Trustees exercise their informed business judgment to appoint an individual of their choosing to serve as Chairman, regardless of whether the Trustee happens to be independent or a member of management. The Independent Trustees have determined that they can act independently and effectively without having an Independent Trustee serve as Chairman and that a key structural component for assuring that they are in a position to do so is for the Independent Trustees to constitute a substantial majority for the Board. The Independent Trustees also regularly meet in executive session. Mr. Thomas serve as Lead Independent Trustees and as such (i) acts as a liaison between the Independent Trustees and management with respect to matters important to the Independent Trustees and (ii) with management prepares agendas for Board meetings.

Fidelity® funds are overseen by different Boards of Trustees. The funds' Board oversees Fidelity's high income and certain equity funds, and other Boards oversee Fidelity's alternative investment, investment-grade bond, money market, asset allocation, and other equity funds. The asset allocation funds may invest in Fidelity® funds overseen by the funds' Board. The use of separate Boards, each with its own committee structure, allows the Trustees of each group of Fidelity® funds to focus on the unique issues of the funds they oversee, including common research, investment, and operational issues. On occasion, the separate Boards establish joint committees to address issues of overlapping consequences for the Fidelity® funds overseen by each Board.

The Trustees operate using a system of committees to facilitate the timely and efficient consideration of all matters of importance to the Trustees, the fund, and fund shareholders and to facilitate compliance with legal and regulatory requirements and oversight of the funds' activities and associated risks. The Board, acting through its committees, has charged FMR and its affiliates with (i) identifying events or circumstances the occurrence of which could have demonstrably adverse effects on the funds' business and/or reputation; (ii) implementing processes and controls to lessen the possibility that such events or circumstances occur or to mitigate the effects of such events or circumstances if they do occur; and (iii) creating and maintaining a system designed to evaluate continuously business and market conditions in order to facilitate the identification and implementation processes described in (i) and (ii) above. Because the day-to-day operations and activities of the funds are carried out by or through FMR, its affiliates, and other service providers, the funds' exposure to risks is mitigated but not eliminated by the processes overseen by the Trustees. While each of the Board's committees has responsibility for overseeing different aspects of the funds' activities, oversight is exercised primarily through the Operations, Audit, and Compliance Committees. Appropriate personnel, including but not limited to the funds' Chief Compliance Officer (CCO), the adviser's internal auditor, the independent accountants, the funds' Treasurer and portfolio management personnel, make periodic reports to the Board's committees, as appropriate, including an annual review of Fidelity's risk management program for the Fidelity® funds.

The Board of Trustees has established various committees to support the Independent Trustees in acting independently in pursuing the best interests of the funds and their shareholders. Currently, the Board of Trustees has 9 standing committees. The members of each committee are Independent Trustees. Advisory Board Members may be invited to attend meetings of the committees. See Appendix F for the number of meetings each standing committee held during each fund's last fiscal year.

The Operations Committee is composed of all of the Independent Trustees, with Mr. Thomas currently serving as Chair and Mr. Wiley serving as Vice Chair. The committee serves as a forum for consideration of issues of importance to, or calling for particular determinations by, the Independent Trustees. The committee also considers matters involving potential conflicts of interest between the funds and FMR and its affiliates and reviews proposed contracts and the proposed continuation of contracts between the funds and FMR and its affiliates, and reviews and makes recommendations regarding contracts with third parties unaffiliated with FMR, including insurance coverage and custody agreements. The committee also monitors additional issues including the nature, levels and quality of services provided to shareholders and significant litigation. The committee also has oversight of compliance issues not specifically within the scope of any other committee. The committee is also responsible for definitive action on all compliance matters involving the potential for significant reimbursement by FMR.

The Fair Value Oversight Committee is composed of Ms. Fuller (Chair) and Tomasky, and Messrs. Advani, Bostick, and Donahue. The Fair Value Oversight Committee oversees the valuation of fund investments by the valuation designee, receives and reviews related reports and information, and monitors matters of disclosure to the extent required to fulfill its statutory responsibilities.

The Board of Trustees has established two Fund Oversight Committees: the Equity I Committee (composed of Ms. Tomasky (Chair) and Messrs. Advani, Bostick, Donahue, and Munoz) and the Equity II Committee (composed of Messrs. Kennedy (Chair), Thomas, and Wiley, and Mses. Fuller, Kampling, and Peetz). Each committee develops an understanding of and reviews the investment objectives, policies, and practices of each fund under its oversight. Each committee also monitors investment performance, compliance by each relevant fund with its investment policies and restrictions and reviews appropriate benchmarks, competitive universes, unusual or exceptional investment matters, the personnel and other resources devoted to the management of each fund and all other matters bearing on each fund's investment results. Each committee will review and recommend any required action to the Board in respect of specific funds, including new funds, changes in fundamental and non-fundamental investment policies and restrictions, partial or full closing to new investors, fund mergers, fund name changes, and liquidations of funds. The members of each committee may organize working groups to make recommendations concerning issues related to funds that are within the scope of the committee's review. These working groups report to the committee or to the Independent Trustees, or both, as appropriate. Each working group may request from FMR such information from FMR as may be appropriate to the working group's deliberations.

The Shareholder, Distribution, Brokerage and Proxy Voting Committee is composed of Ms. Kampling (Chair) and Messrs. Kennedy, Munoz, Thomas, and Wiley. Regarding shareholder services, the committee considers the structure and amount of the funds' transfer agency fees and fees, including direct fees to investors (other than sales loads), such as bookkeeping and custodial fees, and the nature and quality of services rendered by FMR and its affiliates or third parties (such as custodians) in consideration of these fees. The committee also considers other non-investment management services rendered to the funds by FMR and its affiliates, including pricing and bookkeeping services. The committee monitors and recommends policies concerning the securities transactions of the funds, including brokerage. The committee periodically reviews the policies and practices with respect to efforts to achieve best execution, commissions paid to firms supplying research and brokerage services or paying fund expenses, and policies and procedures designed to assure that any allocation of portfolio transactions is not influenced by the sale of fund shares. The committee also monitors brokerage and other similar relationships between the funds and firms affiliated with FMR that participate in the execution of securities transactions. Regarding the distribution of fund shares, the committee considers issues bearing on the various distribution channels employed by the funds, including issues regarding Rule 18f-3 plans and related consideration of classes of shares, sales load structures (including breakpoints), load waivers, selling concessions and service charges paid to intermediaries, Rule 12b-1 plans, contingent deferred sales charges, and finder's fees, and other means by which intermediaries are compensated for selling fund shares or providing shareholder servicing, including revenue sharing. The committee also considers issues bearing on the preparation and use of advertisements and sales literature for the funds, policies and procedures regarding frequent purchase of fund shares, and selective disclosure of portfolio holdings. Regarding proxy voting, the committee reviews the fund's proxy voting policies, considers changes to the policies, and reviews the manner in which the policies have been applied. The committee will receive reports on the manner in which proxy votes have been cast under the proxy voting policies and reports on consultations between the fund's investment advisers and portfolio companies concerning matters presented to shareholders for approval. The committee will address issues relating to the fund's annual voting report filed with the SEC. The committee will receive reports concerning the implementation of procedures and controls designed to ensure that the proxy voting policies are implemented in accordance with their terms. The committee will consider FMR's recommendations concerning certain non-routine proposals not covered by the proxy voting policies. The committee will receive reports with respect to steps taken by FMR to assure that proxy voting has been done without regard to any other FMR relationships, business or otherwise, with that portfolio company. The committee will make recommendations to the Board concerning the casting of proxy votes in circumstances where FMR has determined that, because of a conflict of interest, the proposal to be voted on should be reviewed by the Board.

The Audit Committee is composed of Messrs. Donahue (Chair), Advani, and Kennedy, and Mses. Peetz and Tomasky. All committee members must be able to read and understand fundamental financial statements, including a company's balance sheet, income statement, and cash flow statement. At least one committee member will be an "audit committee financial expert" as defined by the SEC. The committee meets separately at least annually with the funds' Treasurer, with the funds' Chief Financial Officer, with personnel responsible for the internal audit function of FMR LLC, with the funds' independent auditors, and with the funds' CCO. The committee has direct responsibility for the appointment, compensation, and oversight of the work of the independent auditors employed by the funds. The committee assists the Trustees in fulfilling their responsibility to oversee: (i) the systems relating to internal control over financial reporting of the funds and the funds' service providers; (ii) the funds' auditors and the annual audits of the funds' financial statements; (iii) the financial reporting processes of the funds; (iv) the handling of whistleblower reports relating to internal accounting and/or financial control matters; (v) the accounting policies and disclosures of the funds; and (vi) studies of fund profitability and other comparative analyses relevant to the board's consideration of the investment management contracts for the funds. The committee considers and acts upon (i) the provision by any independent auditor of any non-audit services for any fund, and (ii) the provision by any independent auditor of certain non-audit services to fund service providers and their affiliates to the extent that such approval (in the case of this clause (ii)) is required under applicable regulations of the SEC. In furtherance of the foregoing, the committee has adopted (and may from time to time amend or supplement) and provides oversight of policies and procedures for non-audit engagements by independent auditors of the funds. The committee is responsible for approving all audit engagement fees and terms for the funds and for resolving disagreements between a fund and any independent auditor regarding any fund's financial reporting. Auditors of the funds report directly to the committee. The committee will obtain assurance of independence and objectivity from the independent auditors, including a formal written statement delineating all relationships between the auditor and the funds and any

service providers consistent with the rules of the Public Company Accounting Oversight Board. It will discuss regularly and oversee the review of internal controls of and the management of risks by the funds and their service providers with respect to accounting and financial matters (including financial reporting relating to the funds), including a review of: (i) any significant deficiencies or material weaknesses in the design or operation of internal control over financial reporting that are reasonably likely to adversely affect the funds' ability to record, process, summarize, and report financial data; (ii) any change in the fund's internal control over financial reporting that has materially affected, or is reasonably likely to materially affect, the fund's internal control over financial reporting; and (iii) any fraud, whether material or not, that involves management or other employees who have a significant role in the funds' or service providers' internal control over financial reporting. The committee will also review periodically the funds' major exposures relating to internal control over financial reporting and the steps that have been taken to monitor and control such exposures. In connection to such reviews the committee will receive periodic reports on the funds' service providers' internal control over financial reporting. It will also review any correspondence with regulators or governmental agencies or published reports that raise material issues regarding the funds' financial statements or accounting policies. These matters may also be reviewed by the Compliance Committee or the Operations Committee. The Chair of the Audit Committee will coordinate with the Chairs of other committees, as appropriate. The committee reviews at least annually a report from each independent auditor describing any material issues raised by the most recent internal quality control, peer review, or Public Company Accounting Oversight Board examination of the auditing firm and any material issues raised by any inquiry or investigation by governmental or professional authorities of the auditing firm and in each case any steps taken to deal with such issues. The committee will oversee and receive reports on the funds' financial reporting process, will discuss with FMR, the funds' Treasurer, independent auditors and, if appropriate, internal audit personnel of FMR LLC, their qualitative judgments about the appropriateness and acceptability of accounting principles and financial disclosure practices used or proposed for adoption by the funds. The committee will review with FMR, the funds' Treasurer, independent auditor, and internal audit personnel of FMR LLC and, as appropriate, legal counsel the results of audits of the funds' financial statements.

The Governance and Nominating Committee is composed of Messrs. Thomas (Chair), Donahue, Wiley, and Ms. Fuller. With respect to fund governance and board administration matters, the committee periodically reviews procedures of the Board of Trustees and its committees (including committee charters) and periodically reviews compensation of Independent Trustees. The committee monitors corporate governance matters and makes recommendations to the Board of Trustees on the frequency and structure of the Board of Trustee meetings and on any other aspect of Board procedures. It acts as the administrative committee under the retirement plan for Independent Trustees who retired prior to December 30, 1996 and under the fee deferral plan for Independent Trustees. It reviews the performance of legal counsel employed by the funds and the Independent Trustees. On behalf of the Independent Trustees, the committee will make such findings and determinations as to the independence of counsel for the Independent Trustees as may be necessary or appropriate under applicable regulations or otherwise. The committee is also responsible for Board administrative matters applicable to Independent Trustees, such as expense reimbursement policies and compensation for attendance at meetings, conferences and other events. The committee monitors compliance with, acts as the administrator of, and makes determinations in respect of, the provisions of the code of ethics and any supplemental policies regarding personal securities transactions applicable to the Independent Trustees. The committee monitors the functioning of each Board committee and makes recommendations for any changes, including the creation or elimination of standing or ad hoc Board committees. The committee monitors regulatory and other developments to determine whether to recommend modifications to the committee's responsibilities or other Trustee policies and procedures in light of rule changes, reports concerning "best practices" in corporate governance, and other developments in mutual fund governance. The committee reports regularly to the Independent Trustees with respect to these activities. The committee recommends that the Board establish such special or ad hoc Board committees as may be desirable or necessary from time to time in order to address ethical, legal, or other matters that may arise. The committee also oversees the annual self-evaluation of the Board of Trustees and of each committee and establishes procedures to allow it to exercise this oversight function. In conducting this oversight, the committee shall address all matters that it considers relevant to the performance of the Board of Trustees and shall report the results of its evaluation to the Board of Trustees, including any recommended amendments to the principles of governance, and any recommended changes to the funds' or the Board of Trustees' policies, procedures, and structures. The committee reviews periodically the size and composition of the Board of Trustees as a whole and recommends, if necessary, measures to be taken so that the Board of Trustees reflects the appropriate balance of knowledge, experience, skills, expertise, and diversity required for the Board as a whole and contains at least the minimum number of Independent Trustees required by law. The committee makes nominations for the election or appointment of Independent Trustees and non-management Members of any Advisory Board, and for membership on committees. The committee shall have authority to retain and terminate any third-party advisers, including authority to approve fees and other retention terms. Such advisers may include search firms to identify Independent Trustee candidates and board compensation consultants. The committee may conduct or authorize investigations into or studies of matters within the committee's scope of responsibilities, and may retain, at the funds' expense, such independent counsel or other advisers as it deems necessary. The committee will consider Independent Trustee candidates to the Board of Trustees recommended by shareholders based upon the criteria applied to candidates presented to the committee by a search firm or other source. Recommendations, along with appropriate background material concerning the candidate that demonstrates his or her ability to serve as an Independent Trustee of the funds, should be submitted to the Chair of the committee at the address maintained for communications with Independent Trustees. If the committee retains a search firm, the Chair will generally forward all such submissions to the search firm for evaluation. With respect to the criteria for selecting Independent Trustees, it is expected that all candidates will possess the following minimum qualifications: (i) unquestioned personal integrity; (ii) not an interested person of the funds within the meaning of the 1940 Act; (iii) does not have a

material relationship (e.g., commercial, banking, consulting, legal, or accounting) with the adviser, any sub-adviser, or their affiliates that could create an appearance of lack of independence in respect of the funds; (iv) has the disposition to act independently in respect of FMR and its affiliates and others in order to protect the interests of the funds and all shareholders; (v) ability to attend regularly scheduled meetings during the year; (vi) demonstrates sound business judgment gained through broad experience in significant positions where the candidate has dealt with management, technical, financial, or regulatory issues; (vii) sufficient financial or accounting knowledge to add value in the complex financial environment of the funds; (viii) experience on corporate or other institutional oversight bodies having similar responsibilities, but which board memberships or other relationships could not result in business or regulatory conflicts with the funds; and (ix) capacity for the hard work and attention to detail that is required to be an effective Independent Trustee in light of the funds' complex regulatory, operational, and marketing setting. The Governance and Nominating Committee may determine that a candidate who does not have the type of previous experience or knowledge referred to above should nevertheless be considered as a nominee if the Governance and Nominating Committee finds that the candidate has additional qualifications such that his or her qualifications, taken as a whole, demonstrate the same level of fitness to serve as an Independent Trustee.

The Compliance Committee is composed of Messrs. Wiley (Chair), Bostick, and Munoz, and Mses. Fuller, Kampling, and Peetz. The committee oversees the administration and operation of the compliance policies and procedures of the funds and their service providers as required by Rule 38a-1 of the 1940 Act. The committee is responsible for the review and approval of policies and procedures relating to (i) provisions of the Code of Ethics, (ii) anti-money laundering requirements, (iii) compliance with investment restrictions and limitations, (iv) privacy, (v) recordkeeping, and (vi) other compliance policies and procedures which are not otherwise delegated to another committee. The committee has responsibility for recommending to the Board the designation of a CCO of the funds. The committee serves as the primary point of contact between the CCO and the Board, oversees the annual performance review and compensation of the CCO, and makes recommendations to the Board with respect to the removal of the appointed CCO, as appropriate. The committee receives reports of significant correspondence with regulators or governmental agencies, employee complaints or published reports which raise concerns regarding compliance matters, and copies of significant non-routine correspondence with the SEC. The committee receives reports from the CCO including the annual report concerning the funds' compliance policies as required by Rule 38a-1, quarterly reports in respect of any breaches of fiduciary duty or violations of federal securities laws, and reports on any other compliance or related matters that would otherwise be subject to periodic reporting or that may have a significant impact on the funds. The committee will recommend to the Board, what actions, if any, should be taken with respect to such reports.

The Research Committee is composed of all of the Independent Trustees, with Mr. Bostick currently serving as Chair. The Committee's purpose is to assess the quality of the investment research available to FMR's investment professionals. As such, the Committee reviews information pertaining to the sources of such research, the categories of research, the manner in which the funds bear the cost of research, and FMR's internal research capabilities, including performance metrics, interactions between FMR portfolio managers and research analysts, and the professional quality of analysts in research careers. Where necessary, the Committee recommends actions with respect to various reports providing information on FMR's research function.

Appendix F sets forth the number of Board meetings held during each fund's last fiscal year for the fund's holding a vote on Proposal 1.

INDEPENDENT REGISTERED PUBLIC ACCOUNTING FIRMS

The firm of PricewaterhouseCoopers LLP (PwC) or Deloitte & Touche LLP (Deloitte), the member firms of Deloitte Touche Tohmatsu, and their respective affiliates (collectively, Deloitte Entities), has been selected as the independent registered public accounting firm for the funds holding a vote on Proposal 1, as indicated in Appendix A. PwC and Deloitte Entities, in accordance with Public Company Accounting Oversight Board rules, have confirmed to the Audit Committee of the trust, as applicable, that they are the independent registered public accounting firms with respect to the funds.

The independent registered public accounting firms audit annual financial statements for the funds and provide other audit-related, non-audit, and tax-related services to the funds. Representatives of PwC and Deloitte Entities are not expected to be present at the Meeting, but have been given the opportunity to make a statement if they so desire and will be available should any matter arise requiring their presence.

The trust's Audit Committee must pre-approve all audit and non-audit services provided by a fund's independent registered public accounting firm relating to the operations or financial reporting of the funds. Prior to the commencement of any audit or non-audit services to a fund, the Audit Committee reviews the services to determine whether they are appropriate and permissible under applicable law.

The trust's Audit Committee has adopted policies and procedures to, among other purposes, provide a framework for the Committee's consideration of non-audit services by the audit firms that audit the Fidelity funds. The policies and procedures require that any non-audit service provided by a fund audit firm to a Fidelity fund and any non-audit service provided by a fund auditor to FMR and entities controlling, controlled by, or under common control with FMR (not including any sub-adviser whose role is primarily portfolio management and is subcontracted with or overseen by another investment adviser) that provide ongoing services to the funds (Fund Service Providers) that relates directly to the operations and financial reporting of a Fidelity fund (Covered Service) are subject to approval by the Audit Committee before such service is provided. All Covered Services must be approved in advance of provision of

the service either: (i) by formal resolution of the Audit Committee, or (ii) by oral or written approval of the service by the Chair of the Audit Committee (or if the Chair is unavailable, such other member of the Audit Committee as may be designated by the Chair to act in the Chair's absence). The approval contemplated by (ii) above is permitted where the Treasurer determines that action on such an engagement is necessary before the next meeting of the Audit Committee.

Non-audit services provided by a fund audit firm to a Fund Service Provider that do not relate directly to the operations and financial reporting of a Fidelity fund (Non-Covered Service) are reported to the Audit Committee on a periodic basis.

The trust's Audit Committee has considered non-audit services that were not pre-approved that were provided by PwC and Deloitte Entities to Fund Service Providers to be compatible with maintaining the independence of PwC and Deloitte Entities in their audit of the funds, taking into account representations from PwC and Deloitte Entities, in accordance with Public Company Accounting Oversight Board rules, regarding their independence from the funds and their related entities and FMR's review of the appropriateness and permissibility under applicable law of such non-audit services prior to their provision to the Fund Service Providers.

Fees and Services

Appendix G presents fees billed by PwC and Deloitte Entities in each of the last two fiscal years for services rendered to the funds holding a special meeting of shareholders to vote on Proposal 1.

Appendix H presents fees billed by PwC and Deloitte Entities that were required to be approved by each trust's Audit Committee for services that relate directly to the operations and financial reporting of the funds and that are rendered on behalf of Fund Service Providers.

Appendix I presents the aggregate non-audit fees billed by PwC and Deloitte Entities for services rendered to the funds and any Fund Service Provider for each of the last two fiscal years of the funds holding a special meeting of shareholders to vote on Proposal 1.

There were no non-audit services approved or required to be approved by each trust's Audit Committee pursuant to the de minimis exception during the funds' last two fiscal years relating to services provided to (i) the funds or (ii) any Fund Service Provider that relate directly to the operations and financial reporting of the funds.

TRUSTEES, ADVISORY BOARD MEMBERS, AND OFFICERS OF THE FUND

The officers of the fund include: Heather Bonner, Craig S. Brown, John J. Burke III, Margaret Carey, William C. Coffey, Timothy M. Cohen, Jonathan Davis, Laura M. Del Prato, Colm A. Hogan, Pamela R. Holding, Chris Maher, Jason P. Pogorelec, Brett Segaloff, Stacie M. Smith, and Jim Wegmann. Additional information about Mr. Chiel and the officers of the fund can be found in the following table.

Interested Trustees*:

Correspondence intended for a Trustee who is an interested person may be sent to Fidelity Investments, 245 Summer Street, Boston, Massachusetts 02210.

Name, Year of Birth; Principal Occupations and Other Relevant Experience+

Jonathan Chiel (1957)

Mr. Chiel also serves as Trustee of other Fidelity® funds. Mr. Chiel is General Counsel (2012-present) and Head of Legal, Risk and Compliance (2022-present). Mr. Chiel serves as Executive Vice President and General Counsel for FMR LLC (diversified financial services company, 2012-present) and Director and President for OH Company LLC (holding company, 2018-present). Previously, Mr. Chiel served as general counsel (2004-2012) and senior vice president and deputy general counsel (2000-2004) for John Hancock Financial Services; a partner with Choate, Hall & Stewart (1996-2000) (law firm); and an Assistant United States Attorney for the United States Attorney's Office of the District of Massachusetts (1986-95), including Chief of the Criminal Division (1993-1995). Mr. Chiel is a director on the boards of the Boston Bar Foundation and the Maimonides School.

* Determined to be an "Interested Trustee" by virtue of, among other things, his affiliation with the trust or various entities under common control with FMR.

+ The information includes the Trustee's principal occupation during the last five years and other information relating to the experience, attributes, and skills relevant to the Trustee's qualifications to serve as a Trustee, which led to the conclusion that the Trustee should serve as a Trustee for the fund.

Advisory Board Members and Officers:

The officers and Advisory Board Members hold office without limit in time, except that any officer or Advisory Board Member may resign or may be removed by a vote of a majority of the Trustees at any regular meeting or any special meeting of the Trustees. Information about Mr. Advani and Ms. Peetz, each a nominee, is included in Proposal 1. Correspondence intended for each officer and Advisory Board Member may be sent to Fidelity Investments, 245 Summer Street, Boston, Massachusetts 02210.

Name, Year of Birth; Principal Occupation

Peter S. Lynch (1944)

Year of Election or Appointment: 2003

Member of the Advisory Board

Mr. Lynch also serves as a Member of the Advisory Board of other Fidelity® funds. Mr. Lynch is Vice Chairman and a Director of Fidelity Management & Research Company LLC (investment adviser firm). In addition, Mr. Lynch serves as a Trustee of Boston College and as the Chairman of the Inner-City Scholarship Fund. Previously, Mr. Lynch served as Vice Chairman and a Director of FMR Co., Inc. (investment adviser firm) and on the Special Olympics International Board of Directors (1997-2006).

Heather Bonner (1977)

Year of Election or Appointment: 2023

Assistant Treasurer

Ms. Bonner also serves as an officer of other funds. Ms. Bonner is a Senior Vice President (2022-present) and is an employee of Fidelity Investments (2022-present). Ms. Bonner serves as Vice President, Treasurer, or Assistant Treasurer of certain Fidelity entities. Prior to joining Fidelity, Ms. Bonner served as Managing Director at AQR Capital Management (2013-2022) and was the Treasurer and Principal Financial Officer of the AQR Funds (2013-2022).

Craig S. Brown (1977)

Year of Election or Appointment: 2022

Deputy Treasurer

Mr. Brown also serves as an officer of other funds. Mr. Brown is a Vice President (2015-present) and is an employee of Fidelity Investments. Mr. Brown serves as Assistant Treasurer of FIMM, LLC (2021-present). Previously, Mr. Brown served as Assistant Treasurer of certain Fidelity® funds (2019-2022).

John J. Burke III (1964)

Year of Election or Appointment: 2018

Chief Financial Officer

Mr. Burke also serves as Chief Financial Officer of other funds. Mr. Burke is Head of Fidelity Fund and Investment Operations (2018-present) and is an employee of Fidelity Investments. Mr. Burke serves as President, Executive Vice President, or Director of certain Fidelity entities. Previously Mr. Burke served as head of Asset Management Investment Operations (2012-2018).

Margaret Carey (1973)

Year of Election or Appointment: 2023

Secretary and Chief Legal Officer (CLO)

Ms. Carey also serves as an officer of other funds and as CLO of certain Fidelity entities. Ms. Carey is a Senior Vice President, Deputy General Counsel (2019-present) and is an employee of Fidelity Investments.

William C. Coffey (1969)

Year of Election or Appointment: 2019

Assistant Secretary

Mr. Coffey also serves as Assistant Secretary of other funds. Mr. Coffey is a Senior Vice President, Deputy General Counsel (2010-present) and is an employee of Fidelity Investments. Previously, Mr. Coffey served as Secretary and CLO of certain funds (2018-2019); CLO, Secretary, or Senior Vice President of certain Fidelity entities and Assistant Secretary of certain funds (2009-2018).

Timothy M. Cohen (1969)

Year of Election or Appointment: 2018

Vice President

Mr. Cohen also serves as Vice President of other funds. Mr. Cohen is Co-Head of Equity (2018-present) and is an employee of Fidelity Investments. Mr. Cohen serves as Director of Fidelity Management & Research (Japan) Limited (investment adviser firm, 2016-present). Previously, Mr. Cohen served as Executive Vice President of Fidelity SelectCo, LLC (2019) and Head of Global Equity Research (2016-2018).

Jonathan Davis (1968)

Year of Election or Appointment: 2010

Assistant Treasurer

Mr. Davis also serves as an officer of other funds. Mr. Davis is a Vice President (2006-present) and is an employee of Fidelity Investments. Mr. Davis serves as Assistant Treasurer of certain Fidelity entities.

Laura M. Del Prato (1964)

Year of Election or Appointment: 2018

Assistant Treasurer

Ms. Del Prato also serves as an officer of other funds. Ms. Del Prato is a Senior Vice President (2017-present) and is an employee of Fidelity Investments. Ms. Del Prato serves as Vice President or Assistant Treasurer of certain Fidelity entities. Previously, Ms. Del Prato served as President and Treasurer of The North Carolina Capital Management Trust: Cash Portfolio and Term Portfolio (2018-2020).

Colm A. Hogan (1973)

Year of Election or Appointment: 2020

Assistant Treasurer

Mr. Hogan also serves as an officer of other funds. Mr. Hogan is a Vice President (2016-present) and is an employee of Fidelity Investments. Mr. Hogan serves as Assistant Treasurer of certain Fidelity entities. Previously, Mr. Hogan served as Deputy Treasurer of certain Fidelity® funds (2016-2020) and Assistant Treasurer of certain Fidelity® funds (2016-2018).

Pamela R. Holding (1964)

Year of Election or Appointment: 2018

Vice President

Ms. Holding also serves as Vice President of other funds. Ms. Holding is Co-Head of Equity (2018-present) and is an employee of Fidelity Investments. Previously, Ms. Holding served as Executive Vice President of Fidelity SelectCo, LLC (2019) and as Chief Investment Officer of Fidelity Institutional Asset Management (2013-2018).

Chris Maher (1972)

Year of Election or Appointment: 2020

Deputy Treasurer

Mr. Maher also serves as an officer of other funds. Mr. Maher is a Vice President (2008-present) and is an employee of Fidelity Investments. Mr. Maher serves as Assistant Treasurer of certain Fidelity entities. Previously, Mr. Maher served as Assistant Treasurer of certain funds (2013-2020).

Jason P. Pogorelec (1975)

Year of Election or Appointment: 2020

Chief Compliance Officer

Mr. Pogorelec also serves as Chief Compliance Officer of other funds. Mr. Pogorelec is a Senior Vice President of Asset Management Compliance (2020-present) and is an employee of Fidelity Investments. Mr. Pogorelec serves as Compliance Officer of Fidelity Management & Research Company LLC (investment adviser firm, 2023-present) and Ballyrock Investment Advisors LLC (2023-present). Previously, Mr. Pogorelec served as a Vice President, Associate General Counsel for Fidelity Investments (2010-2020) and Assistant Secretary of certain Fidelity® funds (2015-2020).

Brett Segaloff (1972)

Year of Election or Appointment: 2021

Anti-Money Laundering (AML) Officer

Mr. Segaloff also serves as AML Officer of other funds. Mr. Segaloff is a Vice President (2022-present) and is an employee of Fidelity Investments. Mr. Segaloff serves as Anti Money Laundering Compliance Officer or Anti Money Laundering/Bank Secrecy Act Compliance Officer of certain Fidelity entities.

Stacie M. Smith (1974)

Year of Election or Appointment: 2016

President and Treasurer

Ms. Smith also serves as an officer of other funds. Ms. Smith is a Senior Vice President (2016-present) and is an employee of Fidelity Investments. Ms. Smith serves as Assistant Treasurer of certain Fidelity entities and has served in other fund officer roles.

Jim Wegmann (1979)

Year of Election or Appointment: 2019

Assistant Treasurer

Mr. Wegmann also serves as an officer of other funds. Mr. Wegmann is a Vice President (2016-present) and is an employee of Fidelity Investments. Mr. Wegmann serves as Assistant Treasurer of FIMM, LLC (2021-present). Previously, Mr. Wegmann served as Assistant Treasurer of certain Fidelity® funds (2019-2021).

The Board of Trustees recommends that shareholders vote FOR Proposal 1.

PROPOSAL 2

TO APPROVE AN AGREEMENT AND PLAN OF REORGANIZATION BETWEEN FIDELITY LATIN AMERICA FUND AND FIDELITY EMERGING MARKETS FUND

SYNOPSIS

The following is a summary of certain information contained elsewhere in the description of this Proposal 2 in this Proxy Statement, in the Agreement, and/or in the Prospectuses and Statements of Additional Information of Fidelity Latin America Fund and Fidelity Emerging Markets Fund (for purposes of Proposal 2, each, a fund, and collectively, the funds), which are incorporated herein by reference. Shareholders should read the entire Proxy Statement and the Prospectus of Fidelity Emerging Markets Fund carefully for more complete information.

What proposal am I being asked to vote on?

As more fully described in the “Proposed Transaction” below, shareholders of Fidelity Latin America Fund are being asked to approve the Agreement relating to the proposed acquisition of Fidelity Latin America Fund by Fidelity Emerging Markets Fund.

Shareholders of record as of the close of business on May 20, 2024 will be entitled to vote at the Meeting.

If the Agreement is approved by fund shareholders and the Reorganization occurs, each shareholder of Fidelity Latin America Fund will become a shareholder of Fidelity Emerging Markets Fund instead. Fidelity Latin America Fund will transfer all of its assets to Fidelity Emerging Markets Fund in exchange solely for shares of beneficial interest of Fidelity Emerging Markets Fund and the assumption by Fidelity Emerging Markets Fund of Fidelity Latin America Fund’s liabilities in complete liquidation of the fund. Each shareholder of Fidelity Latin America Fund will receive shares of the corresponding class of Fidelity Emerging Markets Fund. The Reorganization is currently scheduled to take place as of the close of business of the NYSE on the Closing Date.

For more information, please refer to the section entitled “The Proposed Transaction – Agreement and Plan of Reorganization.”

Has the Board of Trustees approved the proposal?

Yes. The fund’s Board of Trustees has carefully reviewed the proposal and approved the Agreement and the Reorganization. **The Board of Trustees unanimously recommends that shareholders vote in favor of the Reorganization by approving the Agreement.**

What are the reasons for the proposal?

The Board of Trustees considered the following factors, among others, in determining to recommend that shareholders vote in favor of the Reorganization by approving the Agreement:

- Fidelity Latin America Fund shareholders will be able to pursue a similar investment objective and somewhat similar investment strategies in a more diversified, larger, higher-rated fund with better long-term performance and lower expenses.
- Fidelity Latin America Fund shareholders will gain exposure to a broader investment mandate.
- The funds have the same management fee schedules, but Fidelity Latin America Fund shareholders will benefit from Fidelity Emerging Markets Fund’s lower maximum management fee rates for each class. Each class’s management fee rate is expected to decrease by approximately 1 to 4 basis points, depending on the class.
- Fidelity Latin America Fund shareholders are expected to benefit from an expense reduction ranging from approximately 8 to 11 basis points, depending on the class.
- The Agreement contains provisions designed to protect shareholders from dilution.
- The Reorganization will qualify as a tax-free reorganization for federal income tax purposes.

For more information, please refer to the section entitled “The Proposed Transaction – Reasons for the Reorganization.”

How will you determine the number of shares of Fidelity Emerging Markets Fund that I will receive?

Although the number of shares you own will mostly likely change, the total value of your holdings will not change as a result of the Reorganization.

As provided in the Agreement, Fidelity Latin America Fund will distribute shares of Fidelity Emerging Markets Fund to its shareholders so that each shareholder will receive the number of full and fractional shares of Fidelity Emerging Markets Fund equal in value to the net asset value of shares of Fidelity Latin America Fund held by such shareholder on the Closing Date.

For more information, please refer to the section entitled “The Proposed Transaction – Agreement and Plan of Reorganization.”

What class of shares of Fidelity Emerging Markets Fund will I receive?

Holders of Fidelity Latin America Fund (Retail Class), Class A, Class M, Class C, Class I, and Class Z shares of Fidelity Latin America Fund will receive, respectively, Fidelity Emerging Markets Fund (Retail Class), Class A, Class M, Class C, Class I, and Class Z shares of Fidelity Emerging Markets Fund.

Is the Reorganization considered a taxable event for federal income tax purposes?

No. Each fund will receive an opinion of counsel that the Reorganization will not result in any gain or loss for federal income tax purposes either to Fidelity Latin America Fund or Fidelity Emerging Markets Fund or to the shareholders of either fund, except that Fidelity Latin America Fund may recognize gain or loss with respect to assets (if any) that are subject to “mark-to-market” tax accounting. Fidelity Latin America Fund is not expected to recognize material gain or loss with respect to assets that are subject to “mark-to-market” tax accounting. In addition, any portfolio adjustments to the funds may result in net realized gains which may need to be distributed in the form of taxable distributions to shareholders before and/or after the date of the Reorganization.

For more information, please refer to the section entitled “The Proposed Transaction – Federal Income Tax Considerations.”

How do the funds’ investment objectives, strategies, policies, and limitations compare?

Although the funds have similar investment objectives and somewhat similar principal investment strategies, there are some differences of which you should be aware. The following compares the investment objectives and principal investment strategies of Fidelity Latin America Fund and Fidelity Emerging Markets Fund:

Fidelity Latin America Fund	Fidelity Emerging Markets Fund
Investment Objective (subject to change only by shareholder approval)	Investment Objective (non-fundamental and may be changed without shareholder approval.)
Fidelity® Latin America Fund seeks long-term growth of capital.	Fidelity Emerging Markets Fund seeks capital appreciation.
Principal Investment Strategies	Principal Investment Strategies
The Adviser normally invests at least 80% of the fund’s assets in securities of Latin American issuers and other investments that are tied economically to Latin America. Latin America includes Argentina, Brazil, Chile, Colombia, Ecuador, Mexico, Peru, Panama, and Venezuela.	The Adviser normally invests at least 80% of the fund’s assets in securities of issuers in emerging markets and other investments that are tied economically to emerging markets. Emerging markets include countries that have an emerging stock market as defined by MSCI, countries or markets with low- to middle-income economies as classified by the World Bank, and other countries or markets that the Adviser identifies as having similar emerging markets characteristics. Emerging markets tend to have relatively low gross national product per capita compared to the world’s major economies and may have the potential for rapid economic growth.
The Adviser normally invests the fund’s assets primarily in common stocks.	Same principal strategy.
The Adviser normally allocates the fund’s investments across different Latin American countries.	The Adviser normally allocates the fund’s investments across different emerging markets countries.
The Adviser may invest up to 35% of the fund’s total assets in any industry that accounts for more than 20% of the Latin American market as a whole, as represented by an index determined by the Adviser to be an appropriate measure of the market, currently the MSCI EM (Emerging Markets) Latin America Index. The Adviser intends to measure the percentage of the index represented by each industry no less frequently than once per month.	No corresponding principal investment strategy.
Because the fund is classified as non-diversified, the Adviser may invest a significant percentage of the fund’s assets in relatively few companies and up to 25% in a single issuer.	No corresponding principal investment strategy.
In buying and selling securities for the fund, the Adviser relies on fundamental analysis, which involves a bottom-up assessment of a company’s potential for success in light of factors including its financial condition, earnings outlook, strategy, management, industry position, and economic and market conditions.	Same principal strategy.

For a comparison of the principal risks associated with the funds' principal investment strategies, please refer to the section entitled "Comparison of Principal Risk Factors."

Although the funds have similar fundamental and non-fundamental **investment policies and limitations**, there are some differences of which you should be aware. The following summarizes the investment policy and limitation differences between Fidelity Latin America Fund and Fidelity Emerging Markets Fund:

Fidelity Latin America Fund	Fidelity Emerging Markets Fund
<i>Fundamental policies and limitations</i> (subject to change only by shareholder vote)	<i>Fundamental policies and limitations</i> (subject to change only by shareholder vote)
Fidelity Latin America Fund seeks long-term growth of capital.	No corresponding policy or limitation.
No corresponding policy or limitation.	The fund may not with respect to 75% of the fund's total assets, purchase the securities of any issuer (other than securities issued or guaranteed by the U.S. Government or any of its agencies or instrumentalities, or securities of other investment companies) if, as a result, (a) more than 5% of the fund's total assets would be invested in the securities of that issuer, or (b) the fund would hold more than 10% of the outstanding voting securities of that issuer.
The fund may not purchase the securities of any issuer (other than securities issued or guaranteed by the U.S. Government or any of its agencies or instrumentalities) if, as a result, more than 25% of the fund's total assets would be invested in the securities of companies whose principal business activities are in the same industry, except that the fund may purchase the securities of any issuer, if as a result, no more than 35% of the fund's total assets would be invested in any industry that accounts for more than 20% of the Latin American market as a whole, as measured by an index determined by FMR to be an appropriate measure of the Latin American market.	The fund may not purchase the securities of any issuer (other than securities issued or guaranteed by the U.S. Government or any of its agencies or instrumentalities) if, as a result, more than 25% of the fund's total assets would be invested in companies whose principal business activities are in the same industry.
<i>Non-Fundamental Policies and Limitations</i>	<i>Non-Fundamental Policies and Limitations</i>
In order to qualify as a "regulated investment company" under Subchapter M of the Internal Revenue Code of 1986, as amended, the fund currently intends to comply with certain diversification limits imposed by Subchapter M.	Fidelity Emerging Markets Fund intends to comply both with the Subchapter M diversification requirements and with the diversification requirements described in the fundamental investment limitations disclosure above.
Subchapter M generally requires a fund to invest no more than 25% of its total assets in securities of any one issuer or in the securities of certain publicly-traded partnerships and to invest at least 50% of its total assets so that (a) no more than 5% of the fund's total assets are invested in securities of any one issuer, and (b) the fund does not hold more than 10% of the outstanding voting securities of that issuer. However, Subchapter M allows unlimited investments in cash, cash items, government securities (as defined in Subchapter M) and securities of other regulated investment companies. These tax requirements are generally applied at the end of each quarter of the fund's taxable year.	

Except as noted above, the funds have the same fundamental and non-fundamental investment policies and limitations.

For more information about the funds' investment objectives, strategies, policies, and limitations, please refer to the "Investment Details" section of the funds' Prospectus, and to the "Investment Policies and Limitations" section of the funds' Statements of Additional Information, which is incorporated herein by reference.

Following the Reorganization, the combined fund will be managed in accordance with the investment objective, strategies, policies, and limitations of Fidelity Emerging Markets Fund.

How do the funds' management and distribution arrangements compare?

The following summarizes the management and distribution arrangements of Fidelity Latin America Fund and Fidelity Emerging Markets Fund:

Management of the Funds

The introductory section to this Proxy Statement provides the principal business address of FMR, each fund's investment adviser and administrator and FIL Investment Advisors (FIA), a sub-adviser to the funds.

As the manager, FMR has overall responsibility for directing the funds' investments and handling their business affairs. As of December 31, 2023, FMR had approximately \$3.9 trillion in discretionary assets under management, and approximately \$4.9 trillion when combined with all of its affiliates' assets under management.

FIL Investment Advisors (FIA), at Pembroke Hall, 42 Crow Lane, Pembroke HM19, Bermuda, serves as a sub-adviser for each fund. As of December 31, 2022, FIA had approximately \$9.0 billion in discretionary assets under management.

FMR Investment Management (UK) Limited (FMR UK), at 1 St. Martin's Le Grand, London, EC1A 4AS, United Kingdom; Fidelity Management & Research (Hong Kong) Limited (FMR H.K.), at Floor 19, 41 Connaught Road Central, Hong Kong; Fidelity Management & Research (Japan) Limited (FMR Japan), at Kamiyacho Prime Place, 1-17, Toranomon-4-Chome, Minato-ku, Tokyo, Japan; and FIL Investment Advisors (UK) Limited (FIA(UK)), at Beech Gate, Millfield Lane, Lower Kingswood, Tadworth, Surrey, KT20 6RP, United Kingdom are also sub-advisers to the funds.

FMR and each of the sub-advisers are expected to continue serving as manager or sub-adviser of the combined fund after the Reorganization.

Will Pruett is Portfolio Manager of Fidelity Latin America Fund, which he has managed since 2015. He also manages other funds. Since joining Fidelity Investments in 2008, Mr. Pruett has worked as a research analyst and portfolio manager.

John Dance is Portfolio Manager of Fidelity Emerging Markets Fund, which he has managed since 2019. Since joining Fidelity Investments in 2006, Mr. Dance has worked as a research analyst and portfolio manager.

John Dance, who is currently the Portfolio Manager of Fidelity Emerging Markets Fund, is expected to continue to be responsible for portfolio management of the combined fund after the Reorganization.

For information about the compensation of, any other accounts managed by, and any fund shares held by a fund's portfolio manager(s), please refer to the "Management Contract(s)" section of each fund's Statements of Additional Information, which are incorporated herein by reference.

Each fund has entered into a **management contract** with FMR, pursuant to which FMR furnishes investment advisory and other services.

Each class of each fund pays a management fee to the Adviser. The management fee is calculated and paid to the Adviser every month. When determining a class's management fee, a mandate rate is calculated based on the monthly average net assets of a group of funds advised by FMR within a designated asset class. A discount rate is subtracted from the mandate rate once the fund's monthly average net assets reach a certain level. The mandate rate and discount rate may vary by class. The management fees paid by each class of the funds is outlined in the table below:

The annual management fee rate for each class of shares of each fund is the lesser of (1) the class's mandate rate reduced by the class's discount rate (if applicable) or (2) the amount listed below:

Fidelity Latin America Fund	
Retail	0.88%
Class A	0.88%
Class M	0.88%
Class C	0.88%
Class I	0.88%
Class Z	0.72%

Fidelity Emerging Markets Fund	
Retail	0.84%
Class A	0.86%
Class M	0.86%
Class C	0.86%
Class I	0.85%
Class Z	0.71%

One-twelfth of the management fee rate for a class is applied to the average net assets of the class for the month, giving a dollar amount which is the management fee for the class for that month.

A different management fee rate may be applicable to each class of a fund. The difference between classes is the result of separate arrangements for class-level services and/or waivers of certain expenses. It is not the result of any difference in advisory or custodial fees or other expenses related to the management of a fund's assets, which do not vary by class.

The basis for the Board of Trustees approving the management contract and sub-advisory agreements for each Fund is available in the fund's annual report for the fiscal period ended October 31, 2023 and will be included in each fund's semi-annual report for the fiscal period ending April 30, 2024, when available.

If the Reorganization is approved, the combined fund will retain Fidelity Emerging Markets Fund's management fee structure.

For more information about fund management, please refer to the "Fund Management" section of the funds' Prospectuses, and to the "Control of Investment Advisers" and "Management Contracts" sections of the funds' Statements of Additional Information, each of which is incorporated herein by reference.

Expense Arrangements

For more information about the funds' fees and operating expenses, please refer to the funds' Prospectuses, which are incorporated herein by reference, and to "Annual Fund and Class Operating Expenses" below.

If the proposed Reorganization is not approved, Fidelity Latin America Fund will maintain its current expense structure until its liquidation, as discussed in greater detail below.

Distribution of Fund Shares

Fidelity Latin America Fund (Retail Class) and Fidelity Emerging Markets Fund (Retail Class) have each adopted a Distribution and Service Plan pursuant to Rule 12b-1 under the Investment Company Act of 1940 (1940 Act) that recognizes that FMR may use its management fee revenues, as well as its past profits or its resources from any other source, to pay FDC for expenses incurred in connection with providing services intended to result in the sale of fund shares and/or shareholder support services. A fund's Distribution and Service Plan does not authorize payments by the fund other than those that are to be made to FMR under the fund's management contract.

Class A, Class M, Class C, and Class I of Fidelity Latin America Fund and Fidelity Emerging Markets Fund have each adopted a Distribution and Service Plan pursuant to Rule 12b-1 under the 1940 Act.

Class A of each fund has adopted a Distribution and Service Plan pursuant to Rule 12b-1 under the 1940 Act. Under the plan, Class A of each fund is authorized to pay FDC a monthly 12b-1 (distribution) fee as compensation for providing services intended to result in the sale of Class A shares. Class A of each fund may pay this 12b-1 (distribution) fee at an annual rate of 0.50% of its average net assets, or such lesser amount as the Trustees may determine from time to time. Currently, the Trustees have not approved such payments. The Trustees may approve 12b-1 (distribution) fee payments at an annual rate of up to 0.15% of Class A's average net assets when the Trustees believe that it is in the best interests of Class A shareholders to do so.

In addition, pursuant to each Class A plan, Class A of each fund pays FDC a monthly 12b-1 (service) fee at an annual rate of 0.25% of Class A's average net assets throughout the month for providing shareholder support services.

Class M of each fund has adopted a Distribution and Service Plan pursuant to Rule 12b-1 under the 1940 Act. Under the plan, Class M of each fund is authorized to pay FDC a monthly 12b-1 (distribution) fee as compensation for providing services intended to result in the sale of Class M shares. Class M of each fund may pay this 12b-1 (distribution) fee at an annual rate of 0.50% of its average net assets, or such lesser amount as the Trustees may determine from time to time. Class M of each fund currently pays FDC a monthly 12b-1 (distribution) fee at an annual rate of 0.25% of its average net assets throughout the month.. The Trustees may approve 12b-1 (distribution) fee payments at an annual rate of up to 0.50% of Class M's average net assets when the Trustees believe that it is in the best interests of Class M shareholders to do so.

In addition, pursuant to each Class M plan, Class M of each fund pays FDC a monthly 12b-1 (service) fee at an annual rate of 0.25% of Class M's average net assets throughout the month for providing shareholder support services.

Class C of each fund has adopted a Distribution and Service Plan pursuant to Rule 12b-1 under the 1940 Act. Under the plan, Class C of each fund is authorized to pay FDC a monthly 12b-1 (distribution) fee as compensation for providing services intended to result in the sale of Class C shares. Class C of each fund currently pays FDC a monthly 12b-1 (distribution) fee at an annual rate of 0.75% of its average net assets throughout the month.

In addition, pursuant to each Class C plan, Class C of each fund pays FDC a monthly 12b-1 (service) fee at an annual rate of 0.25% of Class C's average net assets throughout the month for providing shareholder support services.

Class I and Class Z of each fund have adopted a Distribution and Service Plan pursuant to Rule 12b-1 under the 1940 Act that recognizes that the Adviser may use its management fee revenues, as well as its past profits or its resources from any other source, to pay FDC for expenses incurred in connection with providing services intended to result in the sale of Class I shares and/or shareholder support services. The Adviser, directly or through FDC, may pay significant amounts to intermediaries that provide those services. Currently, the Board of Trustees of each fund has authorized such payments for Class I.

The Distribution and Service Plans for the combined fund will remain unchanged.

How do the funds' fees and operating expenses compare, and what are the combined fund's fees and operating expenses estimated to be following the Reorganization?

The following tables allow you to compare the fees and expenses of each fund and to analyze the pro forma estimated fees and expenses of the combined fund.

Annual Fund and Class Operating Expenses

The following tables show the fees and expenses of Fidelity Latin America Fund and Fidelity Emerging Markets Fund for the 12 months ended October 31, 2023 (adjusted to reflect current contractual arrangements), and the pro forma estimated fees and expenses of the combined fund based on the same time period after giving effect to the Reorganization. Sales charges, if applicable, are paid directly to FDC, each fund's distributor. Annual fund or class operating expenses are paid by each fund or class, as applicable.

As shown below, the Reorganization is expected to result in lower total annual operating expenses for shareholders of Fidelity Latin America Fund.

Retail Class **Shareholder Fees (paid directly from your investment)**

	Fidelity Latin America Fund	Fidelity Emerging Markets Fund	Fidelity Emerging Markets Fund Pro Forma Combined
Maximum sales charge (load) on purchases (as a % of offering price)	None	None	None
Maximum contingent deferred sales charge (as a % of the lesser of original purchase price or redemption proceeds)	None	None	None

Annual Fund Operating Expenses **(expenses that you pay each year as a % of the value of your investment)**

	Fidelity Latin America Fund	Fidelity Emerging Markets Fund	Fidelity Emerging Markets Fund Pro Forma Combined
Management fee	0.88% ^{A,B}	0.84% ^{A,B}	0.84% ^{A,B}
Distribution and/or Service (12b-1) fees	None	None	None
Other expenses	0.10% ^B	0.03% ^B	0.03% ^B
Total annual operating expenses	0.98%	0.87%	0.87%

^A The management fee covers administrative services previously provided under separate services agreements with the fund, for which 0.25% for Fidelity Latin America Fund and 0.19% for Fidelity Emerging Markets Fund was previously charged under the services agreements.

^B Adjusted to reflect current fees.

Class A
Shareholder Fees (paid directly from your investment)

	Fidelity Latin America Fund	Fidelity Emerging Markets Fund	Fidelity Emerging Markets Fund Pro forma Combined
Maximum sales charge (load) on purchases (as a % of offering price)	5.75%	5.75%	5.75%
Maximum contingent deferred sales charge (as a % of the lesser of original purchase price or redemption proceeds)	None ^A	None ^A	None ^A

^A Class A purchases of \$1 million or more will not be subject to a front-end sales charge. Such Class A purchases may be subject, upon redemption, to a contingent deferred sales charge (CDSC) of 1.00%.

Annual Class Operating Expenses
(expenses that you pay each year as a % of the value of your investment)

	Fidelity Latin America Fund	Fidelity Emerging Markets Fund	Fidelity Emerging Markets Fund Pro forma Combined
Management fee	0.88% ^{A,B}	0.86% ^{A,B}	0.86% ^{A,B}
Distribution and/or Service (12b-1) fees	0.25%	0.25%	0.25%
Other expenses	0.10% ^B	0.03% ^B	0.03% ^B
Total annual operating expenses	1.23%	1.14%	1.14%

^A The management fee covers administrative services previously provided under separate services agreements with the fund, for which 0.25% for Fidelity Latin America Fund and 0.22% for Fidelity Emerging Markets Fund was previously charged under the services agreements.

^B Adjusted to reflect current fees.

Class M
Shareholder Fees (paid directly from your investment)

	Fidelity Latin America Fund	Fidelity Emerging Markets Fund	Fidelity Emerging Markets Fund Pro forma Combined
Maximum sales charge (load) on purchases (as a % of offering price)	3.50%	3.50%	3.50%
Maximum contingent deferred sales charge (as a % of the lesser of original purchase price or redemption proceeds)	None ^A	None ^A	None ^A

^A Class M purchases of \$1 million or more will not be subject to a front-end sales charge. Such Class M purchases may be subject, upon redemption, to a contingent deferred sales charge (CDSC) of 0.25%.

Annual Class Operating Expenses
(expenses that you pay each year as a % of the value of your investment)

	Fidelity Latin America Fund	Fidelity Emerging Markets Fund	Fidelity Emerging Markets Fund Pro forma Combined
Management fee	0.88% ^{A,B}	0.86% ^{A,B}	0.86% ^{A,B}
Distribution and/or Service (12b-1) fees	0.50%	0.50%	0.50%
Other expenses	0.10% ^B	0.03% ^B	0.03% ^B
Total annual operating expenses	1.48%	1.39%	1.39%

^A The management fee covers administrative services previously provided under separate services agreements with the fund, for which 0.25% for Fidelity Latin America Fund and 0.22% for Fidelity Emerging Markets Fund was previously charged under the services agreements.

^B Adjusted to reflect current fees.

Class C
Shareholder Fees (paid directly from your investment)

	Fidelity Latin America Fund	Fidelity Emerging Markets Fund	Fidelity Emerging Markets Fund Pro forma Combined
Maximum sales charge (load) on purchases (as a % of offering price)	None	None	None
Maximum contingent deferred sales charge (as a % of the lesser of original purchase price or redemption proceeds)	1.00% ^A	1.00% ^A	1.00% ^A

^A On Class C shares redeemed less than one year after purchase.

Annual Class Operating Expenses
(expenses that you pay each year as a % of the value of your investment)

	Fidelity Latin America Fund	Fidelity Emerging Markets Fund	Fidelity Emerging Markets Fund Pro forma Combined
Management fee	0.88% ^{A,B}	0.86% ^{A,B}	0.86% ^{A,B}
Distribution and/or Service (12b-1) fees	1.00%	1.00%	1.00%
Other expenses	<u>0.09%</u> ^B	<u>0.03%</u> ^B	<u>0.03%</u> ^B
Total annual operating expenses	1.97%	1.89%	1.89%

^A The management fee covers administrative services previously provided under separate services agreements with the fund, for which 0.25% for Fidelity Latin America Fund and 0.22% for Fidelity Emerging Markets Fund was previously charged under the services agreements.

^B Adjusted to reflect current fees.

Class I
Shareholder Fees (paid directly from your investment)

	Fidelity Latin America Fund	Fidelity Emerging Markets Fund	Fidelity Emerging Markets Fund Pro forma Combined
Maximum sales charge (load) on purchases (as a % of offering price)	None	None	None
Maximum contingent deferred sales charge (as a % of the lesser of original purchase price or redemption proceeds)	None	None	None

Annual Class Operating Expenses
(expenses that you pay each year as a % of the value of your investment)

	Fidelity Latin America Fund	Fidelity Emerging Markets Fund	Fidelity Emerging Markets Fund Pro forma Combined
Management fee	0.88% ^{A,B}	0.85% ^{A,B}	0.85% ^{A,B}
Distribution and/or Service (12b-1) fees	None	None	None
Other expenses	<u>0.10%</u> ^B	<u>0.03%</u> ^B	<u>0.03%</u> ^B
Total annual operating expenses	0.98%	0.88%	0.88%

^A The management fee covers administrative services previously provided under separate services agreements with the fund, for which 0.25% for Fidelity Latin America Fund and 0.21% for Fidelity Emerging Markets Fund was previously charged under the services agreements.

^B Adjusted to reflect current fees.

Class Z
Shareholder Fees (paid directly from your investment)

	Fidelity Latin America Fund	Fidelity Emerging Markets Fund	Fidelity Emerging Markets Fund Pro forma Combined
Maximum sales charge (load) on purchases (as a % of offering price)	None	None	None
Maximum contingent deferred sales charge (as a % of the lesser of original purchase price or redemption proceeds)	None	None	None

Annual Class Operating Expenses
(expenses that you pay each year as a % of the value of your investment)

	Fidelity Latin America Fund	Fidelity Emerging Markets Fund	Fidelity Emerging Markets Fund Pro forma Combined
Management fee	0.72% ^{A,B}	0.71% ^{A,B}	0.71% ^{A,B}
Distribution and/or Service (12b-1) fees	None	None	None
Other expenses	0.10% ^B	0.03% ^B	0.03% ^B
Total annual operating expenses	0.82%	0.74%	0.74%

^A The management fee covers administrative services previously provided under separate services agreements with the fund, for which 0.09% for Fidelity Latin America Fund and 0.06% for Fidelity Emerging Markets Fund was previously charged under the services agreements.

^B Adjusted to reflect current fees.

Examples of Effect of Fund Expenses

The following tables illustrate the expenses on a hypothetical \$10,000 investment in each fund under the current and pro forma (combined fund) expenses calculated at the rates stated above, assuming a 5% annual return after giving effect to the Reorganization. The table illustrates how much a shareholder would pay in total expenses if the shareholder sells all of his or her shares at the end of each time period indicated.

Retail Class

	Fidelity Latin America Fund	Fidelity Emerging Markets Fund	Fidelity Emerging Markets Fund Pro forma Combined
1 year	\$ 100	\$ 89	\$ 89
3 years	\$ 312	\$ 278	\$ 278
5 years	\$ 542	\$ 482	\$ 482
10 years	\$ 1,201	\$ 1,073	\$ 1,037

Class A

	Fidelity Latin America Fund		Fidelity Emerging Markets Fund		Fidelity Emerging Markets Fund Pro forma Combined	
	Sell All	Hold All	Sell All	Hold All	Sell All	Hold All
1 year	\$ 693	\$ 693	\$ 685	\$ 685	\$ 685	\$ 685
3 years	\$ 943	\$ 943	\$ 916	\$ 916	\$ 916	\$ 916
5 years	\$ 1,212	\$ 1,212	\$ 1,167	\$ 1,167	\$ 1,167	\$ 1,167
10 years	\$ 1,978	\$ 1,978	\$ 1,881	\$ 1,881	\$ 1,881	\$ 1,881

Class M

	Fidelity Latin America Fund		Fidelity Emerging Markets Fund		Fidelity Emerging Markets Fund Pro forma Combined	
	Sell All	Hold All	Sell All	Hold All	Sell All	Hold All
	1 year	\$ 495	\$ 495	\$ 487	\$ 487	\$ 487
3 years	\$ 802	\$ 802	\$ 775	\$ 775	\$ 775	\$ 775
5 years	\$ 1,130	\$ 1,130	\$ 1,084	\$ 1,084	\$ 1,084	\$ 1,084
10 years	\$ 2,057	\$ 2,057	\$ 1,960	\$ 1,960	\$ 1,960	\$ 1,960

Class C

	Fidelity Latin America Fund		Fidelity Emerging Markets Fund		Fidelity Emerging Markets Fund Pro forma Combined	
	Sell All	Hold All	Sell All	Hold All	Sell All	Hold All
	1 year	\$ 300	\$ 200	\$ 292	\$ 192	\$ 292
3 years	\$ 618	\$ 618	\$ 594	\$ 594	\$ 594	\$ 594
5 years	\$ 1,062	\$ 1,062	\$ 1,021	\$ 1,021	\$ 1,021	\$ 1,021
10 years	\$ 2,296	\$ 2,296	\$ 2,212	\$ 2,212	\$ 2,212	\$ 2,212

Class I

	Fidelity Latin America Fund		Fidelity Emerging Markets Fund		Fidelity Emerging Markets Fund Pro forma Combined	
	Sell All	Hold All	Sell All	Hold All	Sell All	Hold All
	1 year	\$ 100	\$ 100	\$ 90	\$ 90	\$ 90
3 years	\$ 312	\$ 312	\$ 281	\$ 281	\$ 281	\$ 281
5 years	\$ 542	\$ 542	\$ 488	\$ 488	\$ 488	\$ 488
10 years	\$ 1,201	\$ 1,201	\$ 1,084	\$ 1,084	\$ 1,084	\$ 1,084

Class Z

	Fidelity Latin America Fund		Fidelity Emerging Markets Fund		Fidelity Emerging Markets Fund Pro forma Combined	
	Sell All	Hold All	Sell All	Hold All	Sell All	Hold All
	1 year	\$ 84	\$ 84	\$ 76	\$ 76	\$ 76
3 years	\$ 262	\$ 262	\$ 237	\$ 237	\$ 237	\$ 237
5 years	\$ 455	\$ 455	\$ 411	\$ 411	\$ 411	\$ 411
10 years	\$ 1,014	\$ 1,014	\$ 918	\$ 918	\$ 918	\$ 918

These examples assume that all dividends and other distributions are reinvested and that the percentage amounts listed under Annual Operating Expenses remain the same in the years shown. These examples illustrate the effect of expenses, but are not meant to suggest actual or expected expenses, which may vary. The assumed return of 5% is not a prediction of, and does not represent, actual or expected performance of any fund.

Do the procedures for purchasing and redeeming shares of the funds differ?

Except as discussed below, the procedures for purchasing and redeeming shares of the funds are the same.

In connection with seeking shareholder approval of the Agreement, effective after the close of business on March 22, 2024, new positions in Fidelity Latin America Fund may no longer be opened. Shareholders of Fidelity Latin America Fund on that date may continue to add to their fund positions existing on that date. Shareholders of Fidelity Latin America Fund may redeem shares of the fund through the Closing Date of the Reorganization.

Aside from the closing of Fidelity Latin America Fund, the procedures for purchasing and redeeming shares of the funds are the same. If the Reorganization is approved, the procedures for purchasing and redeeming shares of each of the corresponding classes of the combined fund will remain unchanged.

If shareholder approval of the Agreement cannot be achieved, the Board of Trustees has approved a plan of liquidation for Fidelity Latin America Fund. Prior to such liquidation the fund's assets will be managed to provide for sufficient liquidity to meet redemptions prior to liquidation. In this event, effective after the close of business on July 16, 2024, Fidelity Latin America Fund will no longer permit new positions in the fund to be opened. Existing shareholders will be permitted to continue to hold their shares and purchase additional shares through the reinvestment of dividend and capital gain distributions until the fund's liquidation on or about September 13, 2024.

For information about the procedures for purchasing and redeeming the funds' shares, please refer to the "Additional Information about the Purchase and Sale of Shares" section of the funds' Prospectuses, and to the "Buying, Selling, and Exchanging Information" section of the funds' Statements of Additional Information, each of which is incorporated herein by reference.

Do the funds' exchange privileges differ?

No. The exchange privileges currently offered by each of the corresponding classes of the funds are the same. If the Reorganization is approved, the exchange privilege offered by the combined fund will remain unchanged.

For more information about the funds' exchange privileges, please refer to the "Exchanging Shares" section of the funds' Prospectuses, and to the "Buying, Selling and Exchanging Information" section of the funds' Statements of Additional Information, each of which is incorporated herein by reference.

Do the funds' dividend and distribution policies differ?

No. The funds' dividend and distribution policies are the same. If the Reorganization is approved, the dividend and distribution policies of the combined fund will remain unchanged.

On or before the Closing Date, Fidelity Latin America Fund may declare additional dividends or other distributions in order to distribute substantially all of its investment company taxable income and net realized capital gain (if any).

For information about the funds' dividend and distribution policies, please refer to the "Dividends and Capital Gain Distributions" section of the funds' Prospectuses, and to the "Distributions and Taxes" section of the funds' Statements of Additional Information, each of which is incorporated herein by reference.

Who bears the expenses associated with the Reorganization?

FMR will bear a portion of the one-time administrative costs associated with the Reorganization. Any transaction costs associated with portfolio adjustments to Fidelity Latin America Fund and Fidelity Emerging Markets Fund due to the Reorganization that occur prior to the Closing Date will be borne by Fidelity Latin America Fund and Fidelity Emerging Markets Fund, respectively. Any transaction costs associated with portfolio adjustments to Fidelity Latin America Fund and Fidelity Emerging Markets Fund due to the Reorganization that occur after the Closing Date and any additional merger-related costs attributable to Fidelity Emerging Markets Fund occur after the Closing Date will be borne by Fidelity Emerging Markets Fund.

For more information, please refer to the section entitled "Voting Information – Solicitation of Proxies – Expenses."

COMPARISON OF PRINCIPAL RISK FACTORS

Many factors affect each fund's performance. Developments that disrupt global economies and financial markets, such as pandemics and epidemics, may magnify factors that affect a fund's performance. A fund's share price changes daily based on changes in market conditions and interest rates and in response to other economic, political, or financial developments. A fund's reaction to these developments will be affected by the types of securities in which the fund invests, the financial condition, industry and economic sector, and geographic location of an issuer, and the fund's level of investment in the securities of that issuer. Because each fund concentrates its investments in a particular country or group of countries, the fund's performance is expected to be closely tied to economic and political conditions within that country or group of countries and to be more volatile than the performance of more geographically diversified funds. In addition, because Fidelity Latin America Fund may invest a significant percentage of assets in a single issuer, the fund's performance could be closely tied to that one issuer and could be more volatile than the performance of more diversified funds. When you sell your shares they may be worth more or less than what you paid for them, which means that you could lose money by investing in a fund.

The following is a summary of the principal risks associated with an investment in the funds. Because the funds have similar investment objectives and somewhat similar strategies as described above, the funds are subject to substantially similar investment risks. Because the funds have some different principal investment strategies as described above, the funds are also subject to some different investment risks, of which you should be aware.

What risks are associated with an investment in each of the funds?

Each fund is subject to the following principal risks:

Stock Market Volatility. Stock markets are volatile and can decline significantly in response to adverse issuer, political, regulatory, market, or economic developments. Different parts of the market, including different market sectors, and different types of securities can react differently to these developments.

Foreign and Emerging Markets Risk. Foreign markets, particularly emerging markets, can be more volatile than the U.S. market due to increased risks of adverse issuer, political, regulatory, market, or economic developments and can perform differently from the U.S. market.

The extent of economic development; political stability; market depth, infrastructure, and capitalization; and regulatory oversight can be less than in more developed markets. Emerging markets typically have less established legal, accounting and financial reporting systems than those in more developed markets, which may reduce the scope or quality of financial information available to investors.

Emerging markets can be subject to greater social, economic, regulatory, and political uncertainties and can be extremely volatile.

Foreign exchange rates also can be extremely volatile.

Issuer-Specific Changes. The value of an individual security or particular type of security can be more volatile than, and can perform differently from, the market as a whole.

What additional risks are associated with an investment in Fidelity Latin America Fund?

Fidelity Latin America Fund is subject to the following principal risk, which is not a principal risk generally associated with an investment in Fidelity Emerging Markets Fund.

Geographic Concentration in Latin America. Because the fund concentrates its investments in Latin America, the fund's performance is expected to be closely tied to social, political, and economic conditions within Latin America and to be more volatile than the performance of more geographically diversified funds.

What additional risks are associated with an investment in Fidelity Emerging Markets Fund?

Fidelity Emerging Markets Fund is subject to the following principal risk, which is not a principal risk generally associated with an investment in Fidelity Latin America Fund.

Geographic Exposure to China. Because the fund invests a meaningful portion of its assets in China, the fund's performance is expected to be closely tied to social, political, and economic conditions in China and to be more volatile than the performance of more geographically diversified funds. The fund may obtain exposure to companies based or operated in China by investing through legal structures known as variable interest entities (VIEs). Instead of directly owning the equity securities of a Chinese company, a VIE enters into service and other contracts with the Chinese company. Although the VIE has no equity ownership of the Chinese company, the contractual arrangements permit the VIE to consolidate the Chinese company into its financial statements. Intervention by the Chinese government with respect to VIEs could significantly affect the Chinese company's performance and the enforceability of the VIE's contractual arrangements with the Chinese company.

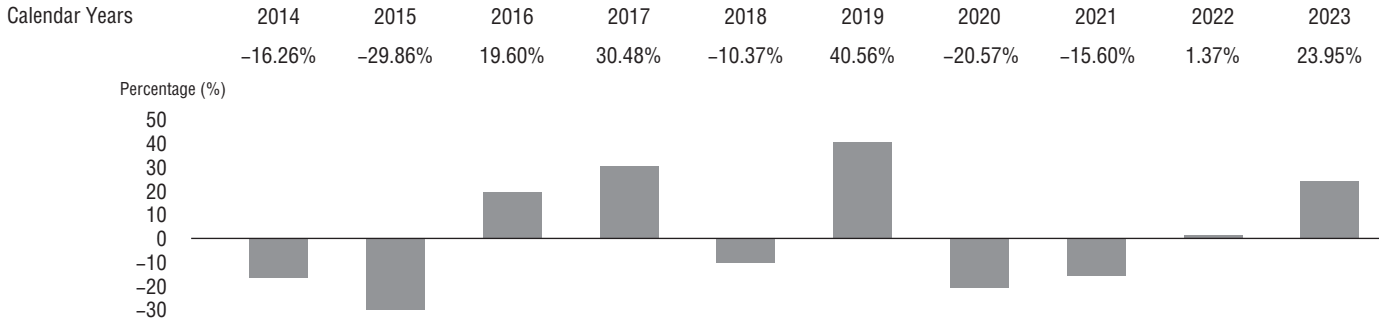
For more information about the principal risks associated with an investment in the funds, please refer to the "Investment Details" section of the funds' Prospectuses, and to the "Investment Policies and Limitations" section of the funds' Statements of Additional Information, each of which are incorporated herein by reference.

How do the funds compare in terms of their performance?

The following information is intended to help you understand the risks of investing in the funds. The information illustrates the changes in the performance of each fund's shares from year to year and compares the performance of each fund's shares to the performance of a securities market index over various periods of time. The index description appears in the "Additional Index Information" section of the funds' Prospectuses. Past performance (before and after taxes, if applicable) is not an indication of future performance.

Fidelity Latin America Fund – Retail Class

Year-by-Year Returns



During the periods shown in the chart for the fund

Highest Quarter Return

Returns *Quarter ended*
26.86% December 31, 2020

Lowest Quarter Return

-49.27% March 31, 2020

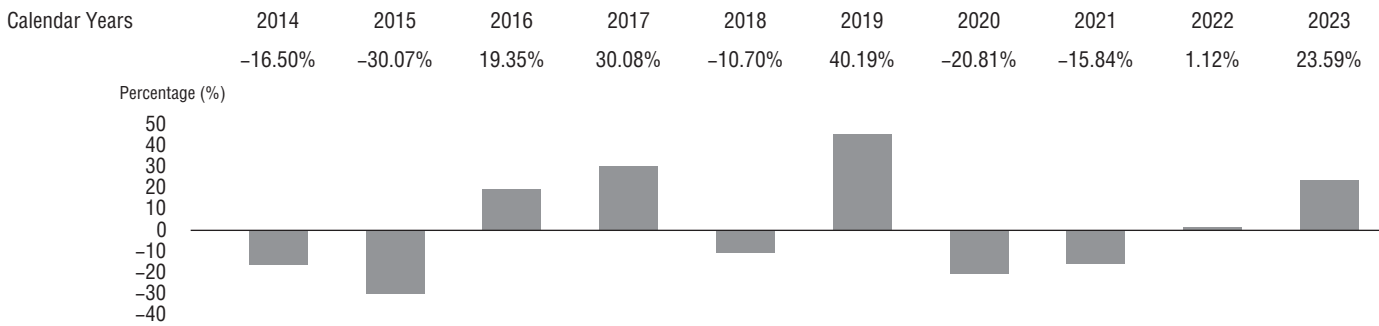
Year-to-Date Return

-2.51% March 31, 2024

Fidelity Latin America Fund – Class A

Year-by-Year Returns

The returns in the bar chart do not reflect any applicable sales charges; if sales charges were reflected, returns would be lower than those shown.



During the periods shown in the chart for the fund

Highest Quarter Return

Returns *Quarter ended*
26.79% December 31, 2020

Lowest Quarter Return

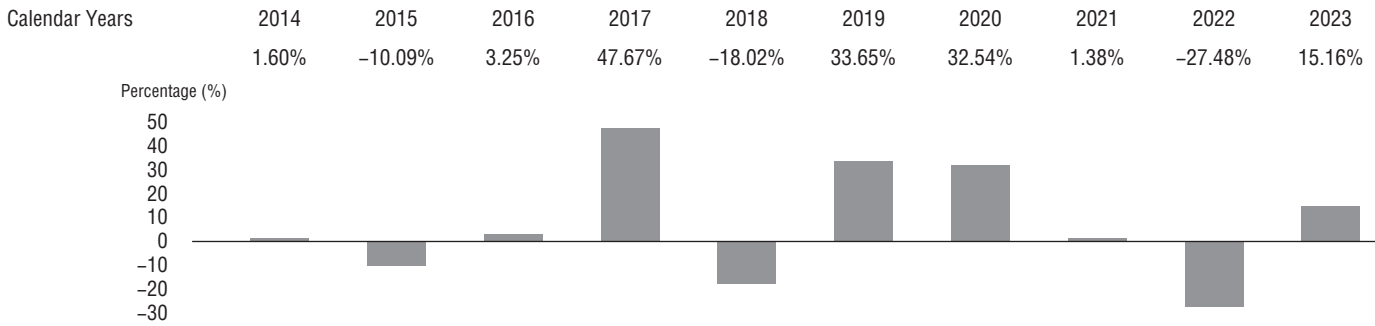
-49.32% March 31, 2020

Year-to-Date Return

-2.60% March 31, 2024

Fidelity Emerging Markets Fund – Retail Class

Year-by-Year Returns



During the periods shown in the chart for the fund

Highest Quarter Return

Returns *Quarter ended*

23.85% June 30, 2020

Lowest Quarter Return

-19.16% March 31, 2020

Year-to-Date Return

5.20% March 31, 2024

Fidelity Emerging Markets Fund – Class A

Year-by-Year Returns

The returns in the bar chart do not reflect any applicable sales charges; if sales charges were reflected, returns would be lower than those shown.



During the periods shown in the chart for the fund

Highest Quarter Return

Returns *Quarter ended*

8.88% December 31, 2022

Lowest Quarter Return

-13.80% March 31, 2022

Year-to-Date Return

5.13% March 31, 2024

Average Annual Returns

After-tax returns are calculated using the historical highest individual federal marginal income tax rates, but do not reflect the impact of state or local taxes. Actual after-tax returns may differ depending on your individual circumstances. The after-tax returns shown are not relevant if you hold your shares in a retirement account or in another tax-deferred arrangement, such as an employee benefit plan (profit sharing, 401(k), or 403(b) plan). Return After Taxes on Distributions and Sale of Fund Shares may be higher than other returns for the same period due to a tax benefit of realizing a capital loss upon the sale of fund shares.

Fidelity Latin America Fund

For the periods ended December 31, 2023	Past 1 year	Past 5 years	Past 10 years/ Life of Class
Retail Class			
Return Before Taxes	23.95%	3.43%	-0.28%
Return After Taxes on Distributions	22.15%	2.24%	-1.30%
Return After Taxes on Distributions and Sale of Fund Shares	14.44%	2.27%	-0.46%
Class A	16.48%	1.93%	-1.15%
Class M	18.94%	2.14%	-1.18%
Class C	21.68%	2.37%	-1.16%
Class I	23.92%	3.48%	-0.23%
Class Z	24.22%	3.64%	3.84% ^A
MSCI EM (Emerging Markets) Latin America Index (reflects no deduction for fees or expenses)	33.13%	6.33%	2.32%

^A From October 2, 2018.

Fidelity Emerging Markets Fund

For the periods ended December 31, 2023	Past 1 year	Past 5 years/ life of class	Past 10 years
Retail Class			
Return Before Taxes	15.16%	8.44%	5.53%
Return After Taxes on Distributions	15.02%	8.02%	5.31%
Return After Taxes on Distributions and Sale of Fund Shares	9.36%	6.84%	4.56%
Class A	8.22%	-7.28% ^A	-
Class M	10.52%	-7.54% ^A	-
Class C	12.96%	-8.00% ^A	-
Class I	15.15%	-7.00% ^A	-
Class Z	15.30%	-6.87% ^A	-
MSCI Emerging Markets Index (reflects no deduction for fees or expenses)	9.86%	3.71%	2.70%

^A From May 11, 2021.

THE PROPOSED TRANSACTION

AGREEMENT AND PLAN OF REORGANIZATION BETWEEN FIDELITY LATIN AMERICA FUND AND FIDELITY EMERGING MARKETS FUND.

Agreement and Plan of Reorganization

The terms and conditions under which the proposed transaction may be consummated are set forth in the Agreement. Significant provisions of the Agreement are summarized below; however, this summary is qualified in its entirety by reference to the Agreement, a copy of which is attached as Exhibit 2 to this Proxy Statement.

The Agreement contemplates (a) Fidelity Emerging Markets Fund acquiring as of the Closing Date all of the assets of Fidelity Latin America Fund in exchange solely for shares of Fidelity Emerging Markets Fund and the assumption by Fidelity Emerging Markets Fund of Fidelity Latin America Fund's liabilities; and (b) the distribution of shares of Fidelity Emerging Markets Fund to the shareholders of Fidelity Latin America Fund as provided for in the Agreement.

The value of Fidelity Latin America Fund's assets to be acquired by Fidelity Emerging Markets Fund and the amount of its liabilities to be assumed by Fidelity Emerging Markets Fund will be determined as of the close of business of the NYSE on the Closing Date, using the valuation procedures set forth in Fidelity Emerging Markets Fund's then-current Prospectus and Statement of Additional Information. The net asset value of a share of Fidelity Emerging Markets Fund will be determined as of the same time using the valuation procedures set forth in its then-current Prospectus and Statement of Additional Information (Valuation Procedures).

As of the Closing Date, Fidelity Emerging Markets Fund will deliver to Fidelity Latin America Fund, and Fidelity Latin America Fund will distribute to its shareholders of record, shares of Fidelity Emerging Markets Fund so that each Fidelity Latin America Fund shareholder will receive the number of full and fractional shares of Fidelity Emerging Markets Fund equal in value to the aggregate net asset value of shares of Fidelity Latin America Fund held by such shareholder on the Closing Date; Fidelity Latin America Fund will be liquidated as soon as practicable thereafter. Each Fidelity Latin America Fund shareholder's account shall be credited with the respective *pro rata* number of full and fractional shares of Fidelity Emerging Markets Fund due that shareholder. The net asset value per share of Fidelity Emerging Markets Fund will be unchanged by the transaction. Thus, the Reorganization will not result in a dilution of any shareholder's interest.

The Acquiring Fund will be the accounting survivor.

Any transfer taxes payable upon issuance of shares of Fidelity Emerging Markets Fund in a name other than that of the registered holder of the shares on the books of Fidelity Latin America Fund as of that time shall be paid by the person to whom such shares are to be issued as a condition of such transfer. Any reporting responsibility of Fidelity Latin America Fund is and will continue to be its responsibility up to and including the Closing Date and such later date on which Fidelity Latin America Fund is liquidated.

FMR will bear a portion of the one-time administrative costs associated with the Reorganization, including professional fees, expenses associated with the filing of registration statements, and the cost of soliciting proxies for the Meeting, which will consist principally of printing and mailing prospectuses and the Proxy Statement, together with the cost of any supplementary solicitation.

If shareholders approve the Reorganization, FMR will sell a portion of the securities held by Fidelity Latin America Fund and purchase other securities. Any transaction costs associated with portfolio adjustments to Fidelity Latin America Fund and Fidelity Emerging Markets Fund due to the Reorganization that occur prior to the Closing Date will be borne by Fidelity Latin America Fund and Fidelity Emerging Markets Fund, respectively. Any transaction costs associated with portfolio adjustments to Fidelity Latin America Fund and Fidelity Emerging Markets Fund due to the Reorganization that occur after the Closing Date and any additional merger-related costs attributable to Fidelity Emerging Markets Fund that occur after the Closing Date will be borne by Fidelity Emerging Markets Fund. The funds may recognize a taxable gain or loss on the disposition of securities pursuant to these portfolio adjustments.

The consummation of the Reorganization is subject to a number of conditions set forth in the Agreement, some of which may be waived by a fund. In addition, the Agreement may be amended in any mutually agreeable manner, except that no amendment that may have a materially adverse effect on Fidelity Latin America Fund shareholders' interests may be made subsequent to the Meeting.

Reasons for the Reorganization

In determining whether to approve the Reorganization, each fund's Board of Trustees (the Board) considered a number of factors, including the following:

- (1) the compatibility of the investment objectives, strategies, and policies of the funds;
- (2) the historical performance of the funds;
- (3) the fees and expenses and the relative expense ratios of the funds;
- (4) the potential benefit of the Reorganization to shareholders of the funds;

- (5) the costs to be incurred by each fund as a result of the Reorganization;
- (6) the tax consequences of the Reorganization;
- (7) the relative size of the funds; and
- (8) the potential benefit of the Reorganization to FMR and its affiliates, such as reducing the number of funds managed.

In proposing the Reorganization, FMR advised the Board that the Reorganization would permit Fidelity Latin America Fund shareholders to pursue a similar investment objective in a more diversified, larger, higher-rated fund with better long-term performance and lower expenses. The Board also considered that the funds have the same management fee schedules, but Fidelity Latin America Fund shareholders will benefit from Fidelity Emerging Markets Fund's lower maximum management fee rates for each class and that each class's management fee rate is expected to decrease by approximately 1 to 4 basis points, depending on the class. The Board also considered that Fidelity Latin America Fund shareholders are expected to benefit from an expense reduction ranging from approximately 8 to 11 basis points, depending on the class.

The Reorganization is expected to qualify as a tax-free reorganization for federal income tax purposes.

Each fund's Board carefully reviewed the proposal and determined that the Reorganization is in the best interests of the shareholders of each fund and that the Reorganization will not result in a dilution of the interests of the shareholders of either fund.

Description of the Securities to be Issued

Holders of the Fidelity Latin America Fund (Retail Class), Class A, Class M, Class C, Class I, and Class Z shares of Fidelity Latin America Fund will receive, respectively, Fidelity Emerging Markets Fund (Retail Class), Class A, Class M, Class C, Class I, and Class Z shares of Fidelity Emerging Markets Fund.

Fidelity Emerging Markets Fund is a series of Fidelity Investment Trust. The Trustees of Fidelity Investment Trust are authorized to issue an unlimited number of shares of beneficial interest of separate series. Each share of Fidelity Emerging Markets Fund represents an equal proportionate interest with each other share of the fund, and each such share of Fidelity Emerging Markets Fund is entitled to equal voting, dividend, liquidation, and redemption rights. Each shareholder of Fidelity Emerging Markets Fund is entitled to one vote for each dollar of net asset value of the fund that shareholder owns, with fractional dollar amounts entitled to a proportionate fractional vote. Shares of Fidelity Emerging Markets Fund have no preemptive or conversion rights. Shares are fully paid and nonassessable, except as set forth in the "Description of the Trust – Shareholder Liability" section of the fund's Statement of Additional Information, which is incorporated herein by reference.

The trust does not hold annual meetings of shareholders. There will normally be no meetings of shareholders for the purpose of electing Trustees unless less than a majority of the Trustees holding office have been elected by shareholders, at which time the Trustees then in office will call a shareholder meeting for the election of Trustees.

Under the 1940 Act, shareholders of record of at least two-thirds of the outstanding shares of an investment company may remove a Trustee by votes cast in person or by proxy at a meeting called for that purpose. The Trustees are required to call a meeting of shareholders for the purpose of voting upon the question of removal of any Trustee when requested in writing to do so by the shareholders of record holding at least 10% of the trust's outstanding shares.

For more information about voting rights and dividend rights, please refer to the "Description of the Trust – Voting Rights" and the "Distributions and Taxes" sections, respectively, of Fidelity Emerging Markets Fund's Statements of Additional Information, which are incorporated herein by reference. For more information about redemption rights and exchange privileges, please refer to the "Additional Information about the Purchase and Sale of Shares" and the "Exchanging Shares" sections, respectively, of Fidelity Emerging Markets Fund's Prospectuses, which are incorporated herein by reference.

Federal Income Tax Considerations

The following is a general summary of some of the important U.S. federal income tax consequences of the Reorganization and is based upon the current provisions of the Internal Revenue Code of 1986, as amended (the Code), the existing U.S. Treasury Regulations thereunder, current administrative rulings of the U.S. Internal Revenue Service (IRS) and published judicial decisions, all of which are subject to change, possibly with retroactive effect. These considerations are general in nature and apply with respect to Fidelity Latin America Fund shareholders that have their Fidelity Latin America Fund shares exchanged for Fidelity Emerging Markets Fund shares. Individual shareholders should consult their own tax advisors as to the federal, state, local, and foreign tax considerations applicable to them and their individual circumstances.

The exchange of Fidelity Latin America Fund's assets for Fidelity Emerging Markets Fund's shares and the assumption of the liabilities of Fidelity Latin America Fund by Fidelity Emerging Markets Fund is intended to qualify for federal income tax purposes as a tax-free reorganization under the Code. With respect to the Reorganization, the participating funds will receive an opinion from Dechert LLP, counsel to Fidelity Latin America Fund and Fidelity Emerging Markets Fund, substantially to the effect that:

(i) The acquisition by Fidelity Emerging Markets Fund of substantially all of the assets of Fidelity Latin America Fund in exchange solely for Fidelity Emerging Markets Fund shares and the assumption by Fidelity Emerging Markets Fund of all liabilities of Fidelity Latin America Fund followed by the distribution of Fidelity Emerging Markets Fund shares to the Fidelity Latin America Fund shareholders in exchange for their Fidelity Latin America Fund shares in complete liquidation and termination of Fidelity Latin America Fund will constitute a tax-free reorganization under Section 368(a) of the Code;

(ii) Fidelity Latin America Fund will recognize no gain or loss upon the transfer of substantially all of its assets to Fidelity Emerging Markets Fund in exchange solely for Fidelity Emerging Markets Fund shares and the assumption by Fidelity Emerging Markets Fund of all liabilities of Fidelity Latin America Fund, except that Fidelity Latin America Fund may be required to recognize gain or loss with respect to contracts described in Section 1256(b) of the Code or stock in a passive foreign investment company, as defined in Section 1297(a) of the Code;

(iii) Fidelity Latin America Fund will recognize no gain or loss upon the distribution to its shareholders of the Fidelity Emerging Markets Fund shares received by Fidelity Latin America Fund in the Reorganization;

(iv) Fidelity Emerging Markets Fund will recognize no gain or loss upon the receipt of the assets of Fidelity Latin America Fund in exchange solely for Fidelity Emerging Markets Fund shares and the assumption of all liabilities of Fidelity Latin America Fund;

(v) The adjusted basis to Fidelity Emerging Markets Fund of the assets of Fidelity Latin America Fund received by Fidelity Emerging Markets Fund in the Reorganization will be the same as the adjusted basis of those assets in the hands of Fidelity Latin America Fund immediately before the exchange;

(vi) Fidelity Emerging Markets Fund's holding periods with respect to the assets of Fidelity Latin America Fund that Fidelity Emerging Markets Fund acquires in the Reorganization will include the respective periods for which those assets were held by Fidelity Latin America Fund (except where investment activities of Fidelity Emerging Markets Fund have the effect of reducing or eliminating a holding period with respect to an asset);

(vii) The Fidelity Latin America Fund shareholders will recognize no gain or loss upon receiving Fidelity Emerging Markets Fund shares in exchange solely for Fidelity Latin America Fund shares;

(viii) The aggregate basis of the Fidelity Emerging Markets Fund shares received by a Fidelity Latin America Fund shareholder in the Reorganization will be the same as the aggregate basis of the Fidelity Latin America Fund shares surrendered by the Fidelity Latin America Fund shareholder in exchange therefor; and

(ix) A Fidelity Latin America Fund shareholder's holding period for the Fidelity Emerging Markets Fund shares received by the Fidelity Latin America Fund shareholder in the Reorganization will include the holding period during which the Fidelity Latin America Fund shareholder held Fidelity Latin America Fund shares surrendered in exchange therefor, provided that the Fidelity Latin America Fund shareholder held such shares as a capital asset on the date of the Reorganization.

Notwithstanding the foregoing, no opinion will be expressed as to the tax consequences of the Reorganization on contracts or securities on which gain or loss is recognized upon the transfer of an asset regardless of whether such transfer would otherwise be a nonrecognition transaction under the Code. None of the funds have requested or will request an advance ruling from the IRS as to the U.S. federal income tax consequences of the Reorganization. The opinion is not binding on the IRS or the courts and is not a guarantee that the tax consequences of the Reorganization will be as described above. If the Reorganization were consummated but the IRS or the courts were to determine that the Reorganization did not qualify as a tax-free reorganization under the Code and thus were taxable, then Fidelity Latin America Fund would recognize gain or loss on the transfer of its assets to Fidelity Emerging Markets Fund, and each Fidelity Latin America Fund shareholder that held shares in a taxable account would recognize a taxable gain or loss equal to the difference between its tax basis in its Fidelity Latin America Fund shares and the fair market value of the Fidelity Emerging Markets Fund shares it received.

The Reorganization is expected to end the tax year of Fidelity Latin America Fund, which could accelerate distributions to shareholders from Fidelity Latin America Fund for its short tax year ending on the Closing Date. On or before the Closing Date, Fidelity Latin America Fund may declare one or more distributions to its shareholders, which together with all previous distributions, will have the effect of distributing to shareholders all of its investment company taxable income (computed without regard to the deduction for dividends paid), net tax-exempt income, if any, and net realized capital gains, if any, through the Closing Date (including any gains attributable to portfolio repositing to the Reorganization). Any of the foregoing distributions, may be taxable.

The table below shows each fund's approximate net assets, net realized gains/losses (including capital loss carryforwards) and net unrealized gains/losses as of January 31, 2024. Assuming the Reorganization qualifies as a tax-free reorganization, as expected, Fidelity Latin America Fund's unrealized gains/losses and net realized losses (if any) at the time of the Reorganization will generally carry-over to Fidelity Emerging Markets Fund in the Reorganization and, based on the data shown below, Fidelity Emerging Markets Fund

could have larger net unrealized gains and smaller net realized losses (in each case as a percentage of assets) than Fidelity Latin America. The Reorganization could also trigger tax rules that would impose an annual limit on Fidelity Emerging Markets Fund's ability to use Fidelity Latin America Fund's net realized and/or net unrealized losses (if any at the time of the Reorganization) to offset gains following the Reorganization. As a result of the foregoing, Fidelity Latin America Fund shareholders could end up receiving capital gain distributions sooner and/or in larger amounts than they would if Fidelity Latin America Fund continued as a standalone fund.

Tax Position as of January 31, 2024 (\$M)

<u>Fund Name</u>	<u>Fiscal Year End</u>	<u>Net Assets</u>	Net Realized Gains/(Losses) (Including Capital Loss Carryforwards)	Net Unrealized Gains/ (Losses)
Fidelity Latin America Fund	October 31	\$ 272.0	\$ (79.6)	\$ 18.3
Fidelity Emerging Markets Fund	October 31	\$ 7,787.5	\$ (773.4)	\$ 1,593.7

Shareholders of Fidelity Latin America Fund should consult their tax advisers regarding the effect, if any, of the Reorganization in light of their individual circumstances. Because the foregoing discussion relates only to the federal income tax consequences of the Reorganization, those shareholders also should consult their tax advisers as to state and local and foreign tax consequences, if any, of the Reorganization.

Forms of Organization

Fidelity Latin America Fund is a non-diversified series of Fidelity Investment Trust, an open-end management investment company organized as a Massachusetts business trust on April 20, 1984. Fidelity Emerging Markets Fund is a diversified series of Fidelity Investment Trust. Fidelity Investment Trust is authorized to issue an unlimited number of shares of beneficial interest. Because the funds are series of a Massachusetts business trust and governed by the same Amended and Restated Declaration of Trust, the rights of the security holders of Fidelity Latin America Fund under state law and the governing documents are expected to remain unchanged after the Reorganization.

For more information regarding shareholder rights, please refer to the "Description of the Trust" section of the funds' Statements of Additional Information, which are incorporated herein by reference.

Operations of Fidelity Emerging Markets Fund Following the Reorganization

FMR does not expect Fidelity Emerging Markets Fund to revise its investment policies as a result of the Reorganization. In addition, FMR does not anticipate significant changes to Fidelity Emerging Markets Fund's management or to entities that provide the fund with services. Specifically, the Trustees and officers, the investment adviser, distributor, and other entities will continue to serve Fidelity Emerging Markets Fund in their current capacities. John Dance, who is currently the Portfolio Manager of Fidelity Emerging Markets Fund, is expected to continue to be responsible for portfolio management of the combined fund after the Reorganization.

Capitalization

The following table shows the capitalization of Fidelity Latin America Fund and Fidelity Emerging Markets Fund as of October 31, 2023, and on a pro forma combined basis (unaudited) as of that date giving effect to the Reorganization. The following table also shows the capitalization on a pro forma combined basis (unaudited) as of that date giving effect to the Reorganization and the Non-Contingent Reorganizations. As of October 31, 2023, the net assets of Fidelity Latin America Fund were \$240,262,076, or 3.5% of Fidelity Emerging Markets Fund.

	<u>Net Assets</u>	<u>Net Asset Value Per Share</u>	<u>Shares Outstanding</u>
Fidelity Latin America Fund			
Retail Class	\$ 217,335,730	\$ 17.87	12,162,674
Class A	\$ 12,309,038	\$ 17.89	688,223
Class M	\$ 2,606,412	\$ 17.91	145,529
Class C	\$ 1,134,076	\$ 18.04	62,865
Class I	\$ 6,213,156	\$ 17.85	348,052
Class Z	\$ 663,664	\$ 17.92	37,030
Fidelity Emerging Markets Fund			
Retail Class	\$ 3,985,433,297	\$ 31.97	124,665,297
Class A	\$ 15,288,422	\$ 31.80	480,762
Class M	\$ 3,069,981	\$ 31.80	96,535
Class C	\$ 1,767,549	\$ 31.54	56,043
Class I	\$ 114,991,934	\$ 31.89	3,606,015
Class Z	\$ 1,611,575,447	\$ 31.96	50,418,561
Pro Forma Combined Fund			
Retail Class	\$ 4,202,769,027	\$ 31.97	131,463,412
Class A	\$ 27,597,460	\$ 31.80	867,839
Class M	\$ 5,676,393	\$ 31.80	178,498
Class C	\$ 2,901,625	\$ 31.54	92,000
Class I	\$ 121,205,090	\$ 31.89	3,800,846
Class Z	\$ 1,612,239,111	\$ 31.96	50,439,326

Fidelity Latin America Fund's estimated one-time Reorganization costs is approximately \$183,000.

The table above assumes that the Reorganization occurred on October 31, 2023. The table is for informational purposes only. No assurance can be given as to how many Fidelity Emerging Markets Fund shares will be received by shareholders of Fidelity Latin America Fund on the date that the Reorganization takes place, and the foregoing should not be relied upon to reflect the number of shares of Fidelity Emerging Markets Fund that actually will be received on or after that date.

Conclusion

The Agreement and the Reorganization were approved by the Board of Trustees of Fidelity Investment Trust at a meeting held on March 6, 2024. The Board of Trustees determined that the proposed Reorganization is in the best interests of shareholders of Fidelity Latin America Fund and Fidelity Emerging Markets Fund and that the interests of existing shareholders of Fidelity Latin America Fund and Fidelity Emerging Markets Fund would not be diluted as a result of the Reorganization. If shareholder approval of the Agreement cannot be achieved, the Board of Trustees has approved a plan of liquidation for Fidelity Latin America Fund and the fund would liquidate on or about September 13, 2024.

The Board of Trustees of Fidelity Latin America Fund unanimously recommends that shareholders vote IN FAVOR of the Reorganization by approving the Agreement.

FINANCIAL HIGHLIGHTS AND OTHER INFORMATION ABOUT THE FUNDS

Fidelity Emerging Markets Fund's financial highlights for the fiscal year ended October 31, 2023 (audited), are shown in the table below:

Fidelity® Emerging Markets Fund					
Years ended October 31,	2023	2022	2021	2020	2019
Selected Per-Share Data					
Net asset value, beginning of period	\$ 27.87	\$ 47.56	\$ 40.26	\$ 33.03	\$ 26.66
Income from Investment Operations					
Net investment income (loss) ^{A, B}	.36 ^C	.28 ^D	.12	.15	.61 ^E
Net realized and unrealized gain (loss)	3.98	(17.35)	7.81	7.68	5.98
Total from investment operations	4.34	(17.07)	7.93	7.83	6.59
Distributions from net investment income	(.24)	(.46)	(.09)	(.60)	(.22)
Distributions from net realized gain	—	(2.16)	(.54)	—	—
Total distributions	(.24)	(2.62)	(.63)	(.60)	(.22)
Net asset value, end of period	\$ 31.97	\$ 27.87	\$ 47.56	\$ 40.26	\$ 33.03
Total Return^F	15.56%	(37.83)%	19.83%	24.09%	24.91%
Ratios to Average Net Assets^{B, G, H}					
Expenses before reductions	.90%	.90%	.88%	.92%	.94%
Expenses net of fee waivers, if any	.90%	.90%	.88%	.92%	.94%
Expenses net of all reductions	.90%	.90%	.88%	.91%	.92%
Net investment income (loss)	1.07% ^C	.76% ^D	.26%	.43%	2.02% ^E
Supplemental Data					
Net assets, end of period (000 omitted)	\$ 3,985,433	\$ 3,330,900	\$ 5,016,159	\$ 4,526,531	\$ 3,104,887
Portfolio turnover rate ^I	23%	34%	38% ^J	34%	85% ^K

^A Calculated based on average shares outstanding during the period.

^B Net investment income (loss) is affected by the timing of the declaration of dividends by any underlying mutual funds or exchange-traded funds (ETFs). Net investment income (loss) of any mutual funds or ETFs is not included in the Fund's net investment income (loss) ratio.

^C Net investment income per share reflects one or more large, non-recurring dividend(s) which amounted to \$.11 per share. Excluding such non-recurring dividend(s), the ratio of net investment income (loss) to average net assets would have been .74%.

^D Net investment income per share reflects one or more large, non-recurring dividend(s) which amounted to \$.08 per share. Excluding such non-recurring dividend(s), the ratio of net investment income (loss) to average net assets would have been .53%.

^E Net investment income per share reflects one or more large, non-recurring dividend(s) which amounted to \$.34 per share. Excluding such non-recurring dividend(s), the ratio of net investment income (loss) to average net assets would have been .88%.

^F Total returns would have been lower if certain expenses had not been reduced during the applicable periods shown.

^G Fees and expenses of any underlying mutual funds or exchange-traded funds (ETFs) are not included in the Fund's expense ratio. The Fund indirectly bears its proportionate share of these expenses. For additional expense information related to investments in Fidelity Central Funds, please refer to the "Investments in Fidelity Central Funds" note found in the Notes to Financial Statements section of the most recent Annual or Semi-Annual report.

^H Expense ratios reflect operating expenses of the class. Expenses before reductions do not reflect amounts reimbursed, waived, or reduced through arrangements with the investment adviser, brokerage services, or other offset arrangements, if applicable, and do not represent the amount paid by the class during periods when reimbursements, waivers or reductions occur.

^I Amount does not include the portfolio activity of any underlying mutual funds or exchange-traded funds (ETFs).

^J The portfolio turnover rate does not include the assets acquired in the merger.

^K Portfolio turnover rate excludes securities received or delivered in-kind.

Fidelity Advisor® Emerging Markets Fund Class A

Years ended October 31,	2023	2022	2021 ^A
Selected Per-Share Data			
Net asset value, beginning of period	\$ 27.73	\$ 47.48	\$ 46.83
Income from Investment Operations			
Net investment income (loss) ^{B, C}	.26 ^D	.16 ^E	(.04)
Net realized and unrealized gain (loss)	3.95	(17.27)	.69
Total from investment operations	4.21	(17.11)	.65
Distributions from net investment income	(.14)	(.48)	—
Distributions from net realized gain	—	(2.16)	—
Total distributions	(.14)	(2.64)	—
Net asset value, end of period	\$ 31.80	\$ 27.73	\$ 47.48
Total Return^{F, G, H}	15.18%	(38.00)%	1.39%
Ratios to Average Net Assets^{C, I, J}			
Expenses before reductions	1.20%	1.21%	1.25% ^K
Expenses net of fee waivers, if any	1.20%	1.21%	1.25% ^K
Expenses net of all reductions	1.20%	1.21%	1.25% ^K
Net investment income (loss)	.77% ^D	.45% ^E	(.17)% ^K
Supplemental Data			
Net assets, end of period (000 omitted)	\$ 15,288	\$ 10,046	\$ 6,248
Portfolio turnover rate ^L	23%	34%	38% ^{K, M}

^A For the period May 11, 2021 (commencement of sale of shares) through October 31, 2021.

^B Calculated based on average shares outstanding during the period.

^C Net investment income (loss) is affected by the timing of the declaration of dividends by any underlying mutual funds or exchange-traded funds (ETFs). Net investment income (loss) of any mutual funds or ETFs is not included in the Fund's net investment income (loss) ratio.

^D Net investment income per share reflects one or more large, non-recurring dividend(s) which amounted to \$.11 per share. Excluding such non-recurring dividend(s), the ratio of net investment income (loss) to average net assets would have been .44%.

^E Net investment income per share reflects one or more large, non-recurring dividend(s) which amounted to \$.08 per share. Excluding such non-recurring dividend(s), the ratio of net investment income (loss) to average net assets would have been .22%.

^F Total returns for periods of less than one year are not annualized.

^G Total returns would have been lower if certain expenses had not been reduced during the applicable periods shown.

^H Total returns do not include the effect of the sales charges.

^I Fees and expenses of any underlying mutual funds or exchange-traded funds (ETFs) are not included in the Fund's expense ratio. The Fund indirectly bears its proportionate share of these expenses. For additional expense information related to investments in Fidelity Central Funds, please refer to the "Investments in Fidelity Central Funds" note found in the Notes to Financial Statements section of the most recent Annual or Semi-Annual report.

^J Expense ratios reflect operating expenses of the class. Expenses before reductions do not reflect amounts reimbursed, waived, or reduced through arrangements with the investment adviser, brokerage services, or other offset arrangements, if applicable, and do not represent the amount paid by the class during periods when reimbursements, waivers or reductions occur.

^K Annualized.

^L Amount does not include the portfolio activity of any underlying mutual funds or exchange-traded funds (ETFs).

^M The portfolio turnover rate does not include the assets acquired in the merger.

Fidelity Advisor® Emerging Markets Fund Class M

Years ended October 31,	2023	2022	2021 ^A
Selected Per-Share Data			
Net asset value, beginning of period	\$ 27.71	\$ 47.42	\$ 46.83
Income from Investment Operations			
Net investment income (loss) ^{B, C}	.17 ^D	.05 ^E	(.09)
Net realized and unrealized gain (loss)	<u>3.96</u>	<u>(17.29)</u>	<u>.68</u>
Total from investment operations	4.13	(17.24)	.59
Distributions from net investment income	(.04)	(.32)	—
Distributions from net realized gain	—	(2.16)	—
Total distributions	<u>(.04)</u>	<u>(2.47)^F</u>	<u>—</u>
Net asset value, end of period	<u>\$ 31.80</u>	<u>\$ 27.71</u>	<u>\$ 47.42</u>
Total Return^{G, H, I}	14.90%	(38.20)%	1.26%
Ratios to Average Net Assets^{C, J, K}			
Expenses before reductions	1.48%	1.51%	1.52% ^L
Expenses net of fee waivers, if any	1.47%	1.50%	1.51% ^L
Expenses net of all reductions	1.47%	1.50%	1.51% ^L
Net investment income (loss)	.50% ^D	.15% ^E	(.39)% ^L
Supplemental Data			
Net assets, end of period (000 omitted)	\$ 3,070	\$ 1,392	\$ 2,234
Portfolio turnover rate ^M	23%	34%	38% ^{L, N}

^A For the period May 11, 2021 (commencement of sale of shares) through October 31, 2021.

^B Calculated based on average shares outstanding during the period.

^C Net investment income (loss) is affected by the timing of the declaration of dividends by any underlying mutual funds or exchange-traded funds (ETFs). Net investment income (loss) of any mutual funds or ETFs is not included in the Fund's net investment income (loss) ratio.

^D Net investment income per share reflects one or more large, non-recurring dividend(s) which amounted to \$.11 per share. Excluding such non-recurring dividend(s), the ratio of net investment income (loss) to average net assets would have been .17%.

^E Net investment income per share reflects one or more large, non-recurring dividend(s) which amounted to \$.08 per share. Excluding such non-recurring dividend(s), the ratio of net investment income (loss) to average net assets would have been (.08)%.

^F Total distributions per share do not sum due to rounding.

^G Total returns for periods of less than one year are not annualized.

^H Total returns would have been lower if certain expenses had not been reduced during the applicable periods shown.

^I Total returns do not include the effect of the sales charges.

^J Fees and expenses of any underlying mutual funds or exchange-traded funds (ETFs) are not included in the Fund's expense ratio. The Fund indirectly bears its proportionate share of these expenses. For additional expense information related to investments in Fidelity Central Funds, please refer to the "Investments in Fidelity Central Funds" note found in the Notes to Financial Statements section of the most recent Annual or Semi-Annual report.

^K Expense ratios reflect operating expenses of the class. Expenses before reductions do not reflect amounts reimbursed, waived, or reduced through arrangements with the investment adviser, brokerage services, or other offset arrangements, if applicable, and do not represent the amount paid by the class during periods when reimbursements, waivers or reductions occur.

^L Annualized.

^M Amount does not include the portfolio activity of any underlying mutual funds or exchange-traded funds (ETFs).

^N The portfolio turnover rate does not include the assets acquired in the merger.

Fidelity Advisor® Emerging Markets Fund Class C

Years ended October 31,	2023	2022	2021 ^A
Selected Per-Share Data			
Net asset value, beginning of period	\$ 27.59	\$ 47.31	\$ 46.83
Income from Investment Operations			
Net investment income (loss) ^{B, C}	— ^{D, E}	(.12) ^F	(.19)
Net realized and unrealized gain (loss)	3.95	(17.26)	.67
Total from investment operations	3.95	(17.38)	.48
Distributions from net investment income	—	(.18)	—
Distributions from net realized gain	—	(2.16)	—
Total distributions	—	(2.34)	—
Net asset value, end of period	\$ 31.54	\$ 27.59	\$ 47.31
Total Return^{G, H, I}	14.32%	(38.50)%	1.02%
Ratios to Average Net Assets^{C, J, K}			
Expenses before reductions	1.98%	2.00%	2.01% ^L
Expenses net of fee waivers, if any	1.98%	2.00%	2.01% ^L
Expenses net of all reductions	1.97%	2.00%	2.01% ^L
Net investment income (loss)	(.01)% ^D	(.34)% ^F	(.86)% ^L
Supplemental Data			
Net assets, end of period (000 omitted)	\$ 1,768	\$ 1,377	\$ 1,587
Portfolio turnover rate ^M	23%	34%	38% ^{L, N}

^A For the period May 11, 2021 (commencement of sale of shares) through October 31, 2021.

^B Calculated based on average shares outstanding during the period.

^C Net investment income (loss) is affected by the timing of the declaration of dividends by any underlying mutual funds or exchange-traded funds (ETFs). Net investment income (loss) of any mutual funds or ETFs is not included in the Fund's net investment income (loss) ratio.

^D Net investment income per share reflects one or more large, non-recurring dividend(s) which amounted to \$.11 per share. Excluding such non-recurring dividend(s), the ratio of net investment income (loss) to average net assets would have been (.34)%.

^E Amount represents less than \$.005 per share.

^F Net investment income per share reflects one or more large, non-recurring dividend(s) which amounted to \$.08 per share. Excluding such non-recurring dividend(s), the ratio of net investment income (loss) to average net assets would have been (.57)%.

^G Total returns for periods of less than one year are not annualized.

^H Total returns would have been lower if certain expenses had not been reduced during the applicable periods shown.

^I Total returns do not include the effect of the contingent deferred sales charge.

^J Fees and expenses of any underlying mutual funds or exchange-traded funds (ETFs) are not included in the Fund's expense ratio. The Fund indirectly bears its proportionate share of these expenses. For additional expense information related to investments in Fidelity Central Funds, please refer to the "Investments in Fidelity Central Funds" note found in the Notes to Financial Statements section of the most recent Annual or Semi-Annual report.

^K Expense ratios reflect operating expenses of the class. Expenses before reductions do not reflect amounts reimbursed, waived, or reduced through arrangements with the investment adviser, brokerage services, or other offset arrangements, if applicable, and do not represent the amount paid by the class during periods when reimbursements, waivers or reductions occur.

^L Annualized.

^M Amount does not include the portfolio activity of any underlying mutual funds or exchange-traded funds (ETFs).

^N The portfolio turnover rate does not include the assets acquired in the merger.

Fidelity Advisor® Emerging Markets Fund Class I

Years ended October 31,	2023	2022	2021 ^A
Selected Per-Share Data			
Net asset value, beginning of period	\$ 27.83	\$ 47.55	\$ 46.83
Income from Investment Operations			
Net investment income (loss) ^{B, C}	.36 ^D	.26 ^E	.04
Net realized and unrealized gain (loss)	3.97	(17.29)	.68
Total from investment operations	4.33	(17.03)	.72
Distributions from net investment income	(.27)	(.53)	—
Distributions from net realized gain	—	(2.16)	—
Total distributions	(.27)	(2.69)	—
Net asset value, end of period	\$ 31.89	\$ 27.83	\$ 47.55
Total Return^{F, G}	15.54%	(37.81)%	1.54%
Ratios to Average Net Assets^{C, H, I}			
Expenses before reductions	.91%	.89%	.94% ^J
Expenses net of fee waivers, if any	.90%	.89%	.93% ^J
Expenses net of all reductions	.90%	.89%	.93% ^J
Net investment income (loss)	1.06% ^D	.76% ^E	.17% ^J
Supplemental Data			
Net assets, end of period (000 omitted)	\$ 114,992	\$ 47,819	\$ 25,824
Portfolio turnover rate ^K	23%	34%	38% ^L

^A For the period May 11, 2021 (commencement of sale of shares) through October 31, 2021.

^B Calculated based on average shares outstanding during the period.

^C Net investment income (loss) is affected by the timing of the declaration of dividends by any underlying mutual funds or exchange-traded funds (ETFs). Net investment income (loss) of any mutual funds or ETFs is not included in the Fund's net investment income (loss) ratio.

^D Net investment income per share reflects one or more large, non-recurring dividend(s) which amounted to \$.11 per share. Excluding such non-recurring dividend(s), the ratio of net investment income (loss) to average net assets would have been .73%.

^E Net investment income per share reflects one or more large, non-recurring dividend(s) which amounted to \$.08 per share. Excluding such non-recurring dividend(s), the ratio of net investment income (loss) to average net assets would have been .53%.

^F Total returns for periods of less than one year are not annualized.

^G Total returns would have been lower if certain expenses had not been reduced during the applicable periods shown.

^H Fees and expenses of any underlying mutual funds or exchange-traded funds (ETFs) are not included in the Fund's expense ratio. The Fund indirectly bears its proportionate share of these expenses. For additional expense information related to investments in Fidelity Central Funds, please refer to the "Investments in Fidelity Central Funds" note found in the Notes to Financial Statements section of the most recent Annual or Semi-Annual report.

^I Expense ratios reflect operating expenses of the class. Expenses before reductions do not reflect amounts reimbursed, waived, or reduced through arrangements with the investment adviser, brokerage services, or other offset arrangements, if applicable, and do not represent the amount paid by the class during periods when reimbursements, waivers or reductions occur.

^J Annualized.

^K Amount does not include the portfolio activity of any underlying mutual funds or exchange-traded funds (ETFs).

^L The portfolio turnover rate does not include the assets acquired in the merger.

Fidelity Advisor® Emerging Markets Fund Class Z

Years ended October 31,	2023	2022	2021 ^A
Selected Per-Share Data			
Net asset value, beginning of period	\$ 27.87	\$ 47.59	\$ 46.83
Income from Investment Operations			
Net investment income (loss) ^{B, C}	.40 ^D	.32 ^E	(.03)
Net realized and unrealized gain (loss)	3.97	(17.33)	.79
Total from investment operations	4.37	(17.01)	.76
Distributions from net investment income	(.28)	(.55)	—
Distributions from net realized gain	—	(2.16)	—
Total distributions	(.28)	(2.71)	—
Net asset value, end of period	\$ 31.96	\$ 27.87	\$ 47.59
Total Return^{F, G}	15.67%	(37.74)%	1.62%
Ratios to Average Net Assets^{C, H, I}			
Expenses before reductions	.77%	.77%	.78% ^J
Expenses net of fee waivers, if any	.76%	.77%	.78% ^J
Expenses net of all reductions	.76%	.77%	.78% ^J
Net investment income (loss)	1.20% ^D	.88% ^E	(.13)% ^J
Supplemental Data			
Net assets, end of period (000 omitted)	\$ 1,611,575	\$ 1,306,539	\$ 1,797,766
Portfolio turnover rate ^K	23%	34%	38% ^L

^A For the period May 11, 2021 (commencement of sale of shares) through October 31, 2021.

^B Calculated based on average shares outstanding during the period.

^C Net investment income (loss) is affected by the timing of the declaration of dividends by any underlying mutual funds or exchange-traded funds (ETFs). Net investment income (loss) of any mutual funds or ETFs is not included in the Fund's net investment income (loss) ratio.

^D Net investment income per share reflects one or more large, non-recurring dividend(s) which amounted to \$.11 per share. Excluding such non-recurring dividend(s), the ratio of net investment income (loss) to average net assets would have been .87%.

^E Net investment income per share reflects one or more large, non-recurring dividend(s) which amounted to \$.08 per share. Excluding such non-recurring dividend(s), the ratio of net investment income (loss) to average net assets would have been .66%.

^F Total returns for periods of less than one year are not annualized.

^G Total returns would have been lower if certain expenses had not been reduced during the applicable periods shown.

^H Fees and expenses of any underlying mutual funds or exchange-traded funds (ETFs) are not included in the Fund's expense ratio. The Fund indirectly bears its proportionate share of these expenses. For additional expense information related to investments in Fidelity Central Funds, please refer to the "Investments in Fidelity Central Funds" note found in the Notes to Financial Statements section of the most recent Annual or Semi-Annual report.

^I Expense ratios reflect operating expenses of the class. Expenses before reductions do not reflect amounts reimbursed, waived, or reduced through arrangements with the investment adviser, brokerage services, or other offset arrangements, if applicable, and do not represent the amount paid by the class during periods when reimbursements, waivers or reductions occur.

^J Annualized.

^K Amount does not include the portfolio activity of any underlying mutual funds or exchange-traded funds (ETFs).

^L The portfolio turnover rate does not include the assets acquired in the merger.

Fidelity Emerging Markets Fund's financial highlights should be read in conjunction with the financial statements audited by PwC contained in the fund's Annual Report to Shareholders and the unaudited financial statements contained in the fund's Semiannual Report to Shareholders, which are incorporated by reference into the Statement of Additional Information relating to this Proxy Statement.

Fidelity Latin America Fund's financial highlights for the fiscal year ended October 31, 2023, which are included in the fund's Prospectus and incorporated herein by reference, have been audited by PwC, independent registered public accounting firm, whose report thereon is included in the fund's Annual Report to Shareholders.

The financial highlights audited by PwC have been incorporated by reference in reliance on their reports given on their authority as experts in auditing and accounting.

OTHER INFORMATION ABOUT THE FUNDS (ALL PROPOSALS)

Voting Information

Solicitation of Proxies; Expenses

This Proxy Statement is furnished in connection with a solicitation of proxies made by, and on behalf of, the trust's Board of Trustees to be used at the Meeting. The purpose of the Meeting is set forth in the accompanying Notice.

The solicitation is being made primarily by the mailing of this Proxy Statement and the accompanying proxy card on or about May 20, 2024. Shareholders of other Fidelity funds are receiving a separate proxy statement in connection with Proposal 1. Appendix A contains a list of all funds that are holding a special meeting of shareholders to vote on Proposal 1. Supplementary solicitations may be made by mail, telephone, facsimile or electronic means, or by personal interview by representatives of the trust. In addition, Computershare Limited (Computershare) may be paid on a per-call basis to solicit shareholders by telephone on behalf of the fund. The fund may also arrange to have votes recorded by telephone. Computershare may be paid on a per-call basis for vote-by-phone solicitations on behalf of the fund.

The approximate anticipated total cost of these services is detailed in Appendix J.

The fund will bear its applicable expenses in connection with preparing this Proxy Statement and its enclosures and all solicitations. Unless otherwise indicated in Appendix A, (i) the expenses in connection with preparing the relevant Proxy Statement, its enclosures, and all solicitations and (ii) the expenses associated with reimbursing brokerage firms and others for their reasonable expenses in forwarding solicitation material to the beneficial owners of shares, will be borne by each fund that is holding a special meeting of shareholders to vote on Proposal 1.

The fund will reimburse brokerage firms and others for their reasonable expenses in forwarding solicitation material to the beneficial owners of shares. The costs are allocated on a pro rata basis to each class of a fund based on the net assets of each class relative to the total net assets of the fund.

With respect to Proposal 2, FMR will bear a portion of the one-time administrative costs associated with the Reorganization, including professional fees, expenses associated with the filing of registration statements, and the cost of soliciting proxies for the Meeting, which will consist principally of printing and mailing prospectuses and the Proxy Statement, together with the cost of any supplementary solicitation.

For each fund listed on Appendix A, for a free copy of the fund's current Prospectus, Statement of Additional Information or annual and/or semiannual reports, call Fidelity at 1-800-544-8544 (Retail funds and/or classes), 1-800-FIDELITY (Fidelity ETFs), 1-877-208-0098 (Advisor funds and/or classes), or 1-800-835-5092 (K6 funds and/or Class K), visit Fidelity's web sites at www.fidelity.com, institutional.fidelity.com, or www.401k.com (plan accounts), or write to Fidelity Distributors Company LLC at 100 Salem Street, Smithfield, Rhode Island 02917.

Record Date; Quorum; and Method of Tabulation

Shareholders of record as of the close of business on May 20, 2024 will be entitled to vote at the Meeting. Each such shareholder will be entitled to one vote for each dollar of net asset value held as of that date, with fractional dollar amounts entitled to a proportional fractional vote.

If the enclosed proxy card is executed and returned, that vote may nevertheless be revoked at any time prior to its use by written notification received by the trust, by the execution of a later-dated proxy card, or by attending the Meeting and voting in person.

All proxies solicited by the Board of Trustees that are properly executed and received by the Secretary prior to the Meeting, and that are not revoked, will be voted at the Meeting. Shares represented by such proxies will be voted in accordance with the instructions thereon. If no specification is made on a properly executed proxy, it will be voted FOR the matters specified on the proxy card. All shares that are voted and votes to ABSTAIN will be counted toward establishing a quorum, as will broker non-votes. (Broker non-votes are shares for which (i) the beneficial owner has not voted and (ii) the broker holding the shares does not have discretionary authority to vote on the particular matter.)

With respect to fund shares held in Fidelity individual retirement accounts (including Traditional, Rollover, SEP, SAR-SEP, Roth and SIMPLE IRAs), the IRA Custodian will vote those shares for which it has received instructions from shareholders only in accordance with such instructions. If Fidelity IRA shareholders do not vote their shares, the IRA Custodian will vote their shares for them, in the same proportion as other Fidelity IRA shareholders have voted.

With respect to Proposal 1, one-third of the trust's outstanding voting securities entitled to vote constitutes a quorum for the transaction of business at the Meeting. With respect to Proposal 2, one-third of the Fidelity Latin America Fund's outstanding voting securities entitled to vote constitutes a quorum for the transaction of business at the Meeting. If a quorum is not present at the Meeting, or if a quorum is present at the Meeting but sufficient votes to approve one or more of the proposed items are not received, or if other matters arise requiring shareholder attention, the persons named as proxy agents may propose one or more adjournments of the

Meeting to permit further solicitation of proxies. Any such adjournment will require the affirmative vote of a majority of those shares present at the Meeting or represented by proxy. When voting on a proposed adjournment, the persons named as proxy agents will vote FOR the proposed adjournment all shares that they are entitled to vote with respect to each item, unless directed to vote AGAINST an item, in which case such shares will be voted AGAINST the proposed adjournment with respect to that item. A shareholder vote may be taken on one or more of the items in this Proxy Statement prior to such adjournment if sufficient votes have been received and it is otherwise appropriate.

FMR has advised the trust that certain shares are registered to FMR or an FMR affiliate. To the extent that FMR or an FMR affiliate has discretion to vote, these shares will be voted at the Meeting FOR a proposal. Otherwise, these shares will be voted in accordance with the plan or agreement governing the shares. Although the terms of the plans and agreements vary, generally the shares must be voted either (i) in accordance with instructions received from shareholders or (ii) in accordance with instructions received from shareholders and, for shareholders who do not vote, in the same proportion as certain other shareholders have voted.

Share Ownership

As of March 31, 2024, shares of each class of each fund holding a special meeting of shareholders to vote on Proposal 1 issued and outstanding are indicated in Appendix K.

Substantial (5% or more) record and/or beneficial ownership of each fund and class holding a special meeting of shareholders to vote on Proposal 1, as applicable, is detailed in Appendix L. Other than disclosed in Appendix L, to the knowledge of the trust, no other shareholder owned of record or beneficially more than 5% of the outstanding shares of each fund and class, as applicable, on that date.

Required Vote

Approval of Proposal 1 requires the affirmative vote of a plurality of the shares of the applicable trust voted in person or by proxy at the Meeting. Approval of Proposal 2 requires the affirmative vote of a “majority of the outstanding voting securities” of the Fidelity Latin America Fund. Under the 1940 Act, the vote of a “majority of the outstanding voting securities” means the affirmative vote of the lesser of (a) 67% or more of the voting securities present at the Meeting or represented by proxy if the holders of more than 50% of the outstanding voting securities are present or represented by proxy or (b) more than 50% of the outstanding voting securities. With respect to Proposal 1, votes to ABSTAIN and broker non-votes will have no effect. With respect to Proposal 2, votes to ABSTAIN and broker non-votes will have the same effect as votes cast against the proposal.

SUBMISSION OF CERTAIN SHAREHOLDER PROPOSALS

The trust does not hold annual shareholder meetings. Shareholders wishing to submit proposals for inclusion in a proxy statement for a subsequent shareholder meeting should send their written proposals to the Secretary of the fund, attention “Fund Shareholder Meetings,” 245 Summer Street, Mailzone V10A, Boston, Massachusetts 02210. Proposals must be received a reasonable time before the fund begins to print and send its proxy materials to be considered for inclusion in the proxy materials for the meeting. Timely submission of a proposal does not, however, necessarily mean the proposal will be included. With respect to proposals submitted on an untimely basis and presented at a shareholder meeting, persons named as proxy agents will vote in their discretion.

OTHER BUSINESS

The Board knows of no other business to be brought before the Meeting. However, if any other matters properly come before the Meeting, it is the intention that proxies that do not contain specific instructions to the contrary will be voted on such matters in accordance with the judgment of the persons therein designated.

MISCELLANEOUS

Legal Matters (Proposal 2 Only)

Certain legal matters in connection with the issuance of Fidelity Emerging Markets Fund shares have been passed upon by Dechert LLP, counsel to Fidelity Investment Trust.

Experts (Proposal 2 Only)

The audited financial statements of Fidelity Latin America Fund and Fidelity Emerging Markets Fund are incorporated by reference into the Statement of Additional Information relating to this Proxy Statement and have been audited by PwC, independent registered public accounting firm, whose reports thereon are included in the funds’ Annual Reports to Shareholders for the fiscal year ended October 31, 2023.

**NOTICE TO BANKS, BROKER-DEALERS AND
VOTING TRUSTEES AND THEIR NOMINEES**

Please advise the trust, in care of Fidelity Investments Institutional Operations Company, Inc., 245 Summer Street, Boston, Massachusetts 02210, whether other persons are beneficial owners of shares for which proxies are being solicited and, if so, the number of copies of the Proxy Statement and Annual Reports you wish to receive in order to supply copies to the beneficial owners of the respective shares.

EQUITY AND HIGH INCOME FUNDS
GOVERNANCE AND NOMINATING COMMITTEE CHARTER

A. Background

The investment companies managed or administered by Fidelity Management & Research Company or its affiliates (collectively, “Fidelity”) comprising the Equity and High Income Funds of the Fidelity Funds are referred to as the “Funds”; the Boards of Trustees of the Funds are referred to collectively as the “Board of Trustees” and the members are referred to as the “Trustees”; Trustees who are not “interested persons” (as such term is defined in the Investment Company Act of 1940) of the Funds are referred to as the “Independent Trustees”; and other Trustees are referred to as the “Management Trustees.” The Board of Trustees, including at least a majority of the Independent Trustees, has adopted this Charter, which may from time to time be amended or supplemented by vote of the Board of Trustees, including at least a majority of the Independent Trustees, upon the recommendation of the Governance and Nominating Committee. The Governance and Nominating Committee is referred to herein as the “Committee.”

B. Purposes of the Committee

The purposes of the Committee are as follows:

- (1) To identify individuals qualified to serve as Independent Trustees.
- (2) To advise the Board of Trustees with respect to Board composition, procedures and committees.
- (3) To oversee periodic self-assessments of the Board of Trustees and committees of the Board of Directors.
- (4) To monitor corporate governance matters and make recommendations in respect thereof to the Board of Trustees.
- (5) To act as the administrative committee with respect to Board of Trustees policies and procedures, committee policies and procedures and codes of ethics as they relate to Independent Directors.
- (6) To review and make recommendations to the Board of Directors in respect of Independent Director compensation.

C. Composition of the Committee

All members of the Committee will be Independent Trustees. The members and the Chair of the Committee will be determined annually by vote of the Independent Trustees, upon the recommendation of the Committee. If a Vice Chair of the Independent Trustees has been designated, such Vice Chair will normally serve on the Committee. Advisory Board members, if any, may be invited to attend meetings of the Committee.

D. Chair; Functions of the Chair

An Independent Trustee will act as Chair of the Committee (the “Chair”). The Chair will have the following responsibilities:

- (1) The Chair will preside at all meetings of the Committee. The Vice Chair, if any, or in such Vice Chair’s absence, any designated acting or other lead Independent Trustee alternate will preside in the Committee Chair’s absence.
- (2) The Chair will be responsible for reviewing and providing direction on meeting agendas.
- (3) The Chair will coordinate with the chairs of other committees as appropriate.
- (4) At meetings of the Operations Committee or the Board of Trustees the Chair will report on the Committee’s recommendations on applicable resolutions and on any important actions by or discussions at the Committee.
- (5) The Chair will coordinate with counsel for the Funds and/or counsel to the Independent Trustees on matters requiring legal advice.
- (6) The Chair may make temporary assignments of members and chairs of other Board Committees to fill vacancies or to provide for absences.

E. Meetings and Procedures of the Committee

(1) The Committee will normally meet each time the full Board meets, or more frequently as called by the Chair. The Chair or a majority of the members of the Committee may call a special meeting of the Committee.

(2) The Committee may determine its own rules of procedure, which shall be consistent with the Declaration of Trust or other charter document of the applicable Fund, the Bylaws of such Fund and this Charter.

(3) A majority of the members of the Committee, present in person or by means of a conference telephone or other communications equipment by means of which all persons participating in the meeting can communicate with each other, shall constitute a quorum. The Committee may take action by written consent if at least the number of members required for approval at a meeting consent to the action in writing and the written consents are filed with the records of meetings of the Committee, unless otherwise required by applicable law.

(4) The Committee may request that any trustees, officers or employees of a Fund, or other persons whose advice and counsel are sought by the Committee, attend any meeting of the Committee to provide such information as the Committee requests.

(5) The Committee shall keep written minutes of its meetings, which minutes shall be maintained with the books and records of the applicable Fund.

F. Particular Actions of the Committee

(1) Governance Functions

(a) Periodically review Board and Committee procedures and Committee Charters.

(b) Periodically review Independent Trustee compensation and recommend any changes deemed by the Committee to be appropriate.

(c) Make recommendations on the frequency and structure of Board of Trustees meetings.

(d) Make recommendations concerning any other aspect of the procedures of the Board that the Committee considers warranted.

(e) Make recommendations as to the size and members, the chair, vice chair if any, alternate presiding members and alternate members of each standing or ad hoc Board Committee. The members and the chair of each Board Committee will be as determined by majority vote of the Independent Trustees upon the recommendation of the Committee. It is anticipated that members and chairs of any Committee will be designated annually (other than the Chairs of the Operations Committee and the Governance and Nominating Committee), with membership periodically rotated to give Independent Trustees the opportunity to broaden their experience. Rotation will be accomplished in a manner that provides reasonable continuity of membership.

(f) Review the annual calendar of Board Committee meetings and the schedule for consideration of routine or recurring matters.

(g) Make recommendations on the requirements for, and means of, Board of Trustees orientation and training.

(h) Act as administrative committee under the Funds' fee deferral plan for Independent Trustees.

(i) Monitor the performance of legal counsel employed by the Funds and the Independent Trustees and be responsible for the supervision of counsel for the Independent Trustees. The selection and oversight of fund counsel shall be the joint responsibility of the Committee and Fidelity. On behalf of the Independent Trustees, the Committee will make such findings and determinations as to the independence of counsel for the Independent Trustees as may be necessary or appropriate under applicable regulations or otherwise.

(j) Be responsible for oversight of Independent Trustees administrative matters, such as expense reimbursement policies and compensation for attendance at meetings, conferences and other events.

(k) Monitor compliance with, act as the administrator of, and make determinations in respect of (a) the provisions of the Code of Ethics applicable to the Independent Trustees, and (b) supplemental policies adopted by the Independent Trustees in respect of personal securities transactions of Independent Trustees.

(l) Monitor the functioning of the Board Committees and make recommendations for any changes, including the creation or elimination of standing or ad hoc Board Committees.

(m) Monitor regulatory and other developments to determine whether to recommend modifications to the Committee's responsibilities or other Trustee policies and procedures in light of rule changes, reports concerning "best practices" in corporate governance and other developments in mutual fund governance. The Committee will report regularly to the Independent Trustees with respect to these activities.

(n) Recommend that the Board establish such special or ad hoc Board Committees as may be desirable or necessary from time to time in order to address ethical, legal or other matters that may arise. The Committee's power to make such a recommendation under this Charter shall be without prejudice to the right of any other committee of the Board, or any individual trustee/director, to make such a recommendation at any time.

(o) Oversee the annual self-evaluation of the Board of Trustees. The Committee shall establish procedures to allow it to exercise this oversight function. In conducting this oversight, the Committee shall address all matters that the Committee considers relevant to the Board of Trustees' performance. The Committee shall report to the Board of Trustees on the results of its evaluation, including any recommended amendments to the principles of governance, and any recommended changes to the Funds' or the Board of Trustees' policies, procedures and structures. This report may be written or oral.

(2) Nominating Functions

(a) Identification of Candidates

(i) Review periodically the size and composition of the Board of Trustees as a whole and recommend, if necessary, measures to be taken so that the Board of Trustees reflects the appropriate balance of knowledge, experience, skills, expertise and diversity required for the Board as a whole and contains at least the minimum number of Independent Trustees required by law.

(ii) Periodically review the Independent Trustees' Statement of Policy on Criteria for Selecting Independent Trustees ("Statement of Policy"), which may from time to time be revised by vote of a majority of Independent Trustees upon the recommendation of the Committee.

(iii) Make nominations for the appointment or election of Independent Trustees in accordance with the Statement of Policy. The selection of Independent Trustees will be committed solely to the discretion of the Independent Trustees; persons so selected will be "disinterested" in terms of both the letter and spirit of the Investment Company Act.

(iv) Make nominations for the appointment of any non-management member of any Advisory Board which the Board of Trustees shall have from time to time established. Each member of any Advisory Board shall serve at the pleasure of the Board of Trustees. In accordance with the definition of "advisory board" in Section 2(a)(1) of the Investment Company Act of 1940, any Advisory Board shall be distinct from the Board of Trustees and shall serve such advisory functions as to investments and such other roles as may be designated by the Board of Trustees, but shall have no power to determine that any security or other investment shall be purchased or sold by any fund. In the discretion of the Board of Trustees, each Advisory Board member may be indemnified in respect of claims arising in connection with his or her services as such. Any member of an Advisory Board shall be compensated in accordance with policies in respect thereof adopted by the Board of Trustees. Service by a person on an Advisory Board shall not preclude such person's subsequent service as a Trustee.

(v) Consider Independent Trustee candidates recommended by Fund shareholders. Any such candidates will be considered based upon the criteria applied to candidates presented to the Committee by a search firm or other sources, as set forth in the Statement of Policy. The names of such candidates should be submitted to the Chair in writing at the address maintained for communications with Independent Trustees. The submission should be accompanied by appropriate background material concerning the candidate that demonstrates his or her ability to serve as an Independent Trustee of the Funds. If the Committee retains a search firm, the Chair will generally forward such submissions to the search firm for evaluation unless the Committee concludes that the credentials of such candidate are not consistent with the criteria that are to be applied by the Committee in such search.

G. Consultants; Investigations and Studies; Outside Advisers

The Committee shall have the authority to carry out its duties and responsibilities as set forth in this Charter. The Committee shall have authority to retain and terminate any third-party advisers, including authority to approve fees and other retention terms. The Committee may conduct or authorize investigations into or studies of matters within the Committee's scope of responsibilities, and may retain, at the Funds' expense, such independent counsel or other advisers as it deems necessary. The Committee may call upon the Funds' independent accountants (with the concurrence of the Audit Committee) or other third parties for such fact-finding and analysis as may be appropriate in light of the objectives of this Charter.

H. Self-Assessment; Amendment of Charter

The Committee shall, on an annual basis, assess its performance. The Committee shall address such matters as the Committee considers relevant to its performance. The Committee shall report to the Board on an annual basis the results of its evaluation, including any recommended amendments to this Charter and any recommended changes to a Fund's or the Board's policies or procedures. This report may be oral or written. The Committee may from time to time recommend to the Board such amendments to this Charter as the Committee determines to be necessary or appropriate.

**FORM OF AGREEMENT AND PLAN OF REORGANIZATION
OF FIDELITY LATIN AMERICA FUND (PROPOSAL 2)**

THIS AGREEMENT AND PLAN OF REORGANIZATION (the Agreement) is made as of May 20, 2024, by and between Fidelity Investment Trust, a Massachusetts business trust, on behalf of its series Fidelity Latin America Fund (the Acquired Fund) and Fidelity Emerging Markets Fund (the Acquiring Fund). Fidelity Investment Trust may be referred to herein as the “Trust. The Trust is a duly organized business trust under the laws of the Commonwealth of Massachusetts with its principal place of business at 245 Summer Street, Boston, Massachusetts 02210. The Acquiring Fund and the Acquired Fund may be referred to herein collectively as the “Funds” or each individually as the “Fund.”

This Agreement is intended to be, and is adopted as, a plan of reorganization within the meaning of Section 368(a) of the Internal Revenue Code of 1986, as amended (the Code). The reorganization will comprise: (a) the transfer of all of the assets of the Acquired Fund to the Acquiring Fund solely in exchange for shares of beneficial interest in the Acquiring Fund (the Acquiring Fund Shares) and the assumption by the Acquiring Fund of the Acquired Fund’s liabilities; and (b) the constructive distribution of such shares by the Acquired Fund pro rata to its shareholders in complete liquidation and termination of the Acquired Fund, all upon the terms and conditions set forth in this Agreement. The foregoing transactions are referred to herein as the “Reorganization.”

In consideration of the mutual promises and subject to the terms and conditions herein, the parties covenant and agree as follows:

1. REPRESENTATIONS AND WARRANTIES OF THE ACQUIRED FUND. The Acquired Fund represents and warrants to and agrees with the Acquiring Fund that:

(a) The Acquired Fund is a series of the Trust, a business trust duly organized, validly existing, and in good standing under the laws of the Commonwealth of Massachusetts, and has the power to own all of its properties and assets and to carry out its obligations under this Agreement. It has all necessary federal, state, and local authorizations to carry on its business as now being conducted and to carry out this Agreement;

(b) The Trust is an open-end, management investment company duly registered under the Investment Company Act of 1940, as amended (the 1940 Act), and such registration is in full force and effect;

(c) The Prospectuses and Statements of Additional Information of the Acquired Fund dated December 30, 2023, as supplemented, previously furnished to the Acquiring Fund, did not and do not contain any untrue statement of a material fact or omit to state a material fact required to be stated therein or necessary to make the statements therein not misleading;

(d) Except as disclosed in writing to the Acquiring Fund, there are no material legal, administrative, or other proceedings pending or, to the knowledge of the Acquired Fund, threatened against the Acquired Fund which assert liability on the part of the Acquired Fund. The Acquired Fund knows of no facts which might reasonably form the basis for the institution of such proceedings, except as otherwise disclosed to the Acquiring Fund;

(e) The Acquired Fund is not in, and the execution, delivery, and performance of this Agreement will not result in, violation of any provision of its Amended and Restated Declaration of Trust or By-laws, or, to the knowledge of the Acquired Fund, of any agreement, indenture, instrument, contract, lease, or other undertaking to which the Acquired Fund is a party or by which the Acquired Fund is bound or result in the acceleration of any obligation or the imposition of any penalty under any agreement, judgment or decree to which the Acquired Fund is a party or is bound;

(f) The Statement of Assets and Liabilities, the Statement of Operations, the Statement of Changes in Net Assets, Financial Highlights, and the Schedule of Investments (including market values) of the Acquired Fund at October 31, 2023, have been audited by PricewaterhouseCoopers LLP, independent registered public accounting firm, and have been furnished to the Acquiring Fund together with such unaudited financial statements and schedule of investments (including market values) for the six month period ended April 30, 2023. Said Statement of Assets and Liabilities and Schedule of Investments fairly present the Acquired Fund’s financial position as of such date and said Statement of Operations, Statement of Changes in Net Assets, and Financial Highlights fairly reflect the Acquired Fund’s results of operations, changes in financial position, and financial highlights for the periods covered thereby in conformity with generally accepted accounting principles consistently applied;

(g) The Acquired Fund has no known liabilities of a material nature, contingent or otherwise, other than those shown as belonging to it on its statement of assets and liabilities as of October 31, 2023 and those incurred in the ordinary course of the Acquired Fund’s business as an investment company since October 31, 2023;

(h) The registration statement (Registration Statement) filed with the Securities and Exchange Commission (Commission) by the Trust on Form N-14 relating to the shares of the Acquiring Fund issuable hereunder and the proxy statement of the Acquired Fund included therein (Proxy Statement), on the effective date of the Registration Statement and insofar as they relate to the Acquired Fund (i) comply in all material respects with the provisions of the Securities Act of 1933, as amended (the 1933 Act), the Securities Exchange Act of 1934, as amended (the 1934 Act), and the 1940 Act, and the rules and regulations thereunder, and (ii) do not contain

any untrue statement of a material fact or omit to state a material fact required to be stated therein or necessary to make the statements therein not misleading; and at the time of the shareholders' meeting referred to in Section 7 and on the Closing Date (as defined in Section 6), the prospectus contained in the Registration Statement of which the Proxy Statement is a part (the Prospectus), as amended or supplemented, insofar as it relates to the Acquired Fund, will not contain any untrue statement of a material fact or omit to state a material fact required to be stated therein or necessary to make the statements therein not misleading;

(i) No consent, approval, authorization, or order of any court or governmental authority is required for the consummation by the Acquired Fund of the transactions contemplated by this Agreement, except such as have been obtained under the 1933 Act, the 1934 Act, the 1940 Act, and state securities or blue sky laws (which term as used in this Agreement shall include the District of Columbia and Puerto Rico);

(j) The Acquired Fund has filed or will file all federal and state tax returns which, to the knowledge of the Acquired Fund's officers, are required to be filed by the Acquired Fund and has paid or will pay all federal and state taxes shown to be due on said returns or provision shall have been made for the payment thereof, and, to the best of the Acquired Fund's knowledge, no such return is currently under audit and no assessment has been asserted with respect to such returns;

(k) The Acquired Fund has met the requirements of Subchapter M of the Code for qualification and treatment as a regulated investment company for all prior taxable years and intends to meet such requirements for its current taxable year ending on the Closing Date;

(l) All of the issued and outstanding shares of the Acquired Fund are, and at the Closing Date will be, duly and validly issued and outstanding and fully paid and nonassessable as a matter of Massachusetts law (except as disclosed in the Acquired Fund's Statements of Additional Information), and have been offered for sale and in conformity with all applicable federal securities laws. All of the issued and outstanding shares of the Acquired Fund will, at the Closing Date, be held by the persons and in the amounts set forth in the list of shareholders submitted to the Acquiring Fund in accordance with this Agreement;

(m) As of both the Valuation Time (as defined in Section 4) and the Closing Date, the Acquired Fund will have the full right, power, and authority to sell, assign, transfer, and deliver its portfolio securities and any other assets of the Acquired Fund to be transferred to the Acquiring Fund pursuant to this Agreement. As of the Closing Date, subject only to the delivery of the Acquired Fund's portfolio securities and any such other assets as contemplated by this Agreement, the Acquiring Fund will acquire the Acquired Fund's portfolio securities and any such other assets subject to no encumbrances, liens, or security interests (except for those that may arise in the ordinary course and are disclosed to the Acquiring Fund) and without any restrictions upon the transfer thereof; and

(n) The execution, delivery, and performance of this Agreement will have been duly authorized prior to the Closing Date by all necessary corporate action on the part of the Acquired Fund, and this Agreement constitutes a valid and binding obligation of the Acquired Fund enforceable in accordance with its terms, subject to approval by the shareholders of the Acquired Fund.

2. REPRESENTATIONS AND WARRANTIES OF THE ACQUIRING FUND. The Acquiring Fund represents and warrants to and agrees with the Acquired Fund that:

(a) The Acquiring Fund is a series of the Trust, a business trust duly organized, validly existing, and in good standing under the laws of the Commonwealth of Massachusetts, and has the power to own all of its properties and assets and to carry out its obligations under this Agreement. It has all necessary federal, state, and local authorizations to carry on its business as now being conducted and to carry out this Agreement;

(b) The Trust is an open-end, management investment company duly registered under the 1940 Act, and such registration is in full force and effect;

(c) The Prospectuses and Statements of Additional Information of the Acquiring Fund, dated December 30, 2023, as supplemented, previously furnished to the Acquired Fund, did not and do not contain any untrue statement of a material fact or omit to state a material fact required to be stated therein or necessary to make the statements therein not misleading;

(d) Except as disclosed in writing to the Acquired Fund, there are no material legal, administrative, or other proceedings pending or, to the knowledge of the Acquiring Fund, threatened against the Acquiring Fund which assert liability on the part of the Acquiring Fund. The Acquiring Fund knows of no facts which might reasonably form the basis for the institution of such proceedings, except as otherwise disclosed to the Acquired Fund;

(e) The Acquiring Fund is not in, and the execution, delivery, and performance of this Agreement will not result in, violation of any provision of its Amended and Restated Declaration of Trust or By-laws, or, to the knowledge of the Acquiring Fund, of any agreement, indenture, instrument, contract, lease, or other undertaking to which the Acquiring Fund is a party or by which the Acquiring Fund is bound or result in the acceleration of any obligation or the imposition of any penalty under any agreement, judgment, or decree to which the Acquiring Fund is a party or is bound;

(f) The Statement of Assets and Liabilities, the Statement of Operations, the Statement of Changes in Net Assets, Financial Highlights, and the Schedule of Investments (including market values) of the Acquiring Fund at October 31, 2023, have been audited by PricewaterhouseCoopers LLP, independent registered public accounting firm, and have been furnished to the Acquired Fund together

with such unaudited financial statements and schedule of investments (including market values) for the six month period ended April 30, 2023. Said Statement of Assets and Liabilities and Schedule of Investments fairly present the Acquiring Fund's financial position as of such date and said Statement of Operations, Statement of Changes in Net Assets, and Financial Highlights fairly reflect the Acquiring Fund's results of operations, changes in financial position, and financial highlights for the periods covered thereby in conformity with generally accepted accounting principles consistently applied;

(g) The Acquiring Fund has no known liabilities of a material nature, contingent or otherwise, other than those shown as belonging to it on its statement of assets and liabilities as of October 31, 2023 and those incurred in the ordinary course of the Acquiring Fund's business as an investment company since October 31, 2023;

(h) No consent, approval, authorization, or order of any court or governmental authority is required for the consummation by the Acquiring Fund of the transactions contemplated by this Agreement, except such as have been obtained under the 1933 Act, the 1934 Act, the 1940 Act, and state securities or blue sky laws;

(i) The Acquiring Fund has filed or will file all federal and state tax returns which, to the knowledge of the Acquiring Fund's officers, are required to be filed by the Acquiring Fund and has paid or will pay all federal and state taxes shown to be due on said returns or provision shall have been made for the payment thereof, and, to the best of the Acquiring Fund's knowledge, no such return is currently under audit and no assessment has been asserted with respect to such returns;

(j) The Acquiring Fund has met the requirements of Subchapter M of the Code for qualification and treatment as a regulated investment company for all prior taxable years and intends to meet such requirements for its current taxable year ending on October 31, 2024;

(k) As of the Closing Date, the shares of beneficial interest of the Acquiring Fund to be issued to the Acquired Fund will have been duly authorized and, when issued and delivered pursuant to this Agreement, will be legally and validly issued and will be fully paid and nonassessable (except as disclosed in the Acquiring Fund's Statement of Additional Information) by the Acquiring Fund, and no shareholder of the Acquiring Fund will have any preemptive right of subscription or purchase in respect thereof;

(l) The execution, delivery, and performance of this Agreement will have been duly authorized prior to the Closing Date by all necessary corporate action on the part of the Acquiring Fund, and this Agreement constitutes a valid and binding obligation of the Acquiring Fund enforceable in accordance with its terms, subject to approval by the shareholders of the Acquired Fund;

(m) The Registration Statement and the Proxy Statement, on the effective date of the Registration Statement and insofar as they relate to the Acquiring Fund (i) comply in all material respects with the provisions of the 1933 Act, the 1934 Act, and the 1940 Act, and the rules and regulations thereunder, and (ii) do not contain any untrue statement of a material fact or omit to state a material fact required to be stated therein or necessary to make the statements therein not misleading; and at the time of the shareholders' meeting referred to in Section 7 and on the Closing Date, the Prospectus, as amended or supplemented, insofar as it relates to the Acquiring Fund, will not contain any untrue statement of a material fact or omit to state a material fact required to be stated therein or necessary to make the statements therein not misleading;

(n) The issuance of the Acquiring Fund Shares pursuant to this Agreement will be in compliance with all applicable federal securities laws; and

(o) All of the issued and outstanding shares of beneficial interest of the Acquiring Fund have been offered for sale and sold in conformity with the federal securities laws.

3. REORGANIZATION.

(a) Subject to the requisite approval of the shareholders of the Acquired Fund and to the other terms and conditions contained herein, the Acquired Fund agrees to assign, sell, convey, transfer, and deliver to the Acquiring Fund as of the Closing Date all of the assets of the Acquired Fund of every kind and nature existing on the Closing Date. The Acquiring Fund agrees in exchange therefor: (i) to assume all of the Acquired Fund's liabilities existing on or after the Closing Date, whether or not determinable on the Closing Date, and (ii) to issue and deliver to the Acquired Fund the number of full and fractional shares of the Acquiring Fund having an aggregate net asset value equal to the value of the assets of the Acquired Fund transferred hereunder, less the value of the liabilities of the Acquired Fund, determined as provided for under Section 4.

(b) The assets of the Acquired Fund to be acquired by the Acquiring Fund shall include, without limitation, all cash, cash equivalents, securities, commodities and futures interests, receivables (including interest or dividends receivables), claims, choses in action, and other property owned by the Acquired Fund, and any deferred or prepaid expenses shown as an asset on the books of the Acquired Fund on the Closing Date. The Acquired Fund will pay or cause to be paid to the Acquiring Fund any dividend or interest payments received by it on or after the Closing Date with respect to the assets transferred to the Acquiring Fund hereunder, and the Acquiring Fund will retain any dividend or interest payments received by it after the Valuation Time with respect to the assets transferred hereunder without regard to the payment date thereof.

(c) The liabilities of the Acquired Fund to be assumed by the Acquiring Fund shall include (except as otherwise provided for herein) all of the Acquired Fund's liabilities, debts, obligations, and duties, of whatever kind or nature, whether absolute, accrued, contingent, or otherwise, whether or not arising in the ordinary course of business, whether or not determinable on the Closing Date, and whether or not specifically referred to in this Agreement. Notwithstanding the foregoing, the Acquired Fund agrees to use its best efforts to discharge all of its known liabilities prior to the Closing Date, other than liabilities incurred in the ordinary course of business.

(d) Pursuant to this Agreement, as soon after the Closing Date as is conveniently practicable, the Acquired Fund will constructively distribute *pro rata* to its shareholders of record, determined as of the Valuation Time on the Closing Date, the Acquiring Fund Shares in exchange for such shareholders' shares of beneficial interest in the Acquired Fund and the Acquired Fund will be liquidated in accordance with the Acquired Fund's Amended and Restated Declaration of Trust. Such distribution shall be accomplished by the Funds' transfer agent opening accounts on the Acquiring Fund's share transfer books in the names of the Acquired Fund shareholders and transferring the Acquiring Fund shares thereto. Each Acquired Fund shareholder's account shall be credited with the respective *pro rata* number of full and fractional Acquiring Fund shares due that shareholder. All outstanding Acquired Fund shares, including any represented by certificates, shall simultaneously be canceled on the Acquired Fund's share transfer records. The Acquiring Fund shall not issue certificates representing the Acquiring Fund Shares in connection with the Reorganization.

(e) Any reporting responsibility of the Acquired Fund is and shall remain its responsibility up to and including the date on which it is terminated.

(f) Any transfer taxes payable upon issuance of the Acquiring Fund shares in a name other than that of the registered holder on the Acquired Fund's books of the Acquired Fund shares constructively exchanged for the Acquiring Fund Shares shall be paid by the person to whom such Acquiring Fund Shares are to be issued, as a condition of such transfer.

4. VALUATION.

(a) The Valuation Time shall be as of the close of business of the New York Stock Exchange on the Closing Date, or such other date as may be mutually agreed upon in writing by the parties hereto (the Valuation Time).

(b) As of the Closing Date, the Acquiring Fund will deliver to the Acquired Fund the number of Acquiring Fund Shares having an aggregate net asset value equal to the value of the assets of the Acquired Fund transferred hereunder less the liabilities of the Acquired Fund, determined as provided in this Section 4.

(c) The net asset value per share of the Acquiring Fund shares to be delivered to the Acquired Fund, the value of the assets of the Acquired Fund transferred hereunder, and the value of the liabilities of the Acquired Fund to be assumed hereunder shall in each case be determined as of the Valuation Time.

(d) The net asset value per share of the Acquiring Fund shares and the value of the assets and liabilities of the Acquired Fund shall be computed in the manner set forth in the then-current Acquiring Fund Prospectuses and Statements of Additional Information.

(e) All computations pursuant to this Section shall be made by or under the direction of Fidelity Service Company, Inc., a wholly-owned subsidiary of FMR LLC, in accordance with its regular practice as pricing agent for the Acquired Fund and the Acquiring Fund.

5. FEES; EXPENSES.

(a) The Acquired Fund's investment adviser (the "Adviser") will assume a portion of the expenses incurred by the Trust and the Acquired Fund in connection with the transactions contemplated by this Agreement, whether or not the transactions contemplated hereby are consummated. Such expenses shall include, without limitation: (i) expenses incurred in connection with the entering into and the carrying out of the provisions of this Agreement; (ii) expenses associated with the preparation and filing of the Registration Statement under the 1933 Act covering the Acquiring Fund shares to be issued pursuant to the provisions of this Agreement; (iii) registration or qualification fees and expenses of preparing and filing such forms as are necessary under applicable state securities laws to qualify Acquiring Fund shares to be issued in connection herewith in each state in which Acquired Fund shareholders are resident as of the date of the mailing of the Proxy Statement to such shareholders; (iv) postage; (v) printing; (vi) accounting fees; and (vii) legal fees. The Acquired Fund shall be responsible for all remaining expenses not assumed by the Adviser, fees and other charges in connection with the transactions contemplated by this Agreement.

(b) Each of the Acquiring Fund and the Acquired Fund represents that there is no person who has dealt with it who by reason of such dealings is entitled to any broker's or finder's or other similar fee or commission arising out of the transactions contemplated by this Agreement.

6. CLOSING DATE.

(a) The Reorganization, together with related acts necessary to consummate the same (the Closing), unless otherwise provided herein, shall occur at the principal office of the Trust, 245 Summer Street, Boston, Massachusetts, as of the Valuation Time on September 13, 2024, or at some other time, date, and place agreed to by the Acquired Fund and the Acquiring Fund (the Closing Date).

(b) In the event that on the Closing Date: (i) any of the markets for securities held by the Funds is closed to trading, or (ii) trading thereon is restricted, or (iii) trading or the reporting of trading on said market or elsewhere is disrupted, all so that accurate appraisal of the total net asset value of the Acquired Fund and the net asset value per share of the Acquiring Fund is impracticable, the Valuation Time and the Closing Date shall be postponed until the first business day after the day when such trading shall have been fully resumed and such reporting shall have been restored, or such other date as the parties may agree.

7. SHAREHOLDER MEETING AND TERMINATION OF THE ACQUIRED FUND.

(a) The Acquired Fund agrees to call a meeting of its shareholders after the effective date of the Registration Statement, to consider transferring its assets to the Acquiring Fund as herein provided, adopting this Agreement, and authorizing the liquidation of the Acquired Fund.

(b) The Acquired Fund agrees that as soon as reasonably practicable after distribution of the Acquiring Fund Shares, the Acquired Fund shall be terminated as a series of the Trust pursuant to its Amended and Restated Declaration of Trust, any further actions shall be taken in connection therewith as required by applicable law, and on and after the Closing Date the Acquired Fund shall not conduct any business except in connection with its liquidation and termination.

8. CONDITIONS TO OBLIGATIONS OF THE ACQUIRING FUND.

(a) That, as of the Valuation Time and the Closing Date, all representations and warranties of the Acquired Fund made in this Agreement are true and correct in all material respects and that the Acquired Fund has complied with all the agreements and satisfied all the conditions on its part to be performed or satisfied at or prior to such dates;

(b) That this Agreement and the transactions contemplated herein are approved by the requisite vote of the holders of the outstanding shares of beneficial interest of the Acquired Fund;

(c) That, on or prior to the Closing Date, the Acquired Fund will declare one or more dividends or distributions which, together with all previous such dividends or distributions attributable to its current taxable year, shall have the effect of distributing to the shareholders of the Acquired Fund substantially all of the Acquired Fund's investment company taxable income and all of its net realized capital gain, if any, as of the Closing Date;

(d) That the Acquiring Fund at the Closing shall have access to a statement of the Acquired Fund's assets and liabilities, together with a list of its portfolio securities showing each such security's adjusted tax basis and holding period by lot, with values determined as provided in Section 4 of this Agreement, all as of the Valuation Time;

(e) That the Acquired Fund's custodian shall deliver to the Acquiring Fund a certificate identifying the assets of the Acquired Fund held by such custodian as of the Valuation Time on the Closing Date and stating that as of the Valuation Time: (i) the assets held by the custodian will be transferred to the Acquiring Fund; (ii) the Acquired Fund's assets have been duly endorsed in proper form for transfer in such condition as to constitute good delivery thereof; and (iii) to the best of the custodian's knowledge, all applicable taxes (including stock transfer taxes, if any) in conjunction with the delivery of the assets, that the custodian has been notified are due, have been paid or provision for payment has been made;

(f) That the Acquiring Fund at the Closing shall have access to the number of shares of the Acquired Fund outstanding as of the Valuation Time and the name and address of each holder of record of any such shares and the number of shares held of record by each such shareholder, as maintained by the Acquired Fund's transfer agent;

(g) That the Acquired Fund calls a meeting of its shareholders to be held after the effective date of the Registration Statement, to consider transferring its assets to the Acquiring Fund as herein provided, adopting this Agreement, and authorizing the liquidation and termination of the Acquired Fund;

(h) That there has been no material adverse change in the Acquired Fund's financial position since October 31, 2023, other than changes in the market value of its portfolio securities, or changes due to net redemptions of its shares, dividends paid, or losses from operations; and

(i) That all of the issued and outstanding shares of beneficial interest of the Acquired Fund shall have been offered for sale and sold in conformity with all applicable state securities laws and, to the extent that any audit of the records of the Acquired Fund or its transfer agent by the Acquiring Fund or its agents shall have revealed otherwise, the Acquired Fund shall have taken all actions that in the opinion of the Acquiring Fund are necessary to remedy any prior failure on the part of the Acquired Fund to have offered for sale and sold such shares in conformity with such laws.

9. CONDITIONS TO OBLIGATIONS OF THE ACQUIRED FUND.

(a) That the Acquiring Fund shall have executed and delivered to the Acquired Fund an Assumption of Liabilities, certified by an authorized officer of the Trust, dated as of the Closing Date pursuant to which the Acquiring Fund will assume all of the liabilities of the Acquired Fund existing at the Valuation Time in connection with the transactions contemplated by this Agreement;

(b) That, as of the Valuation Time and the Closing Date, all representations and warranties of the Acquiring Fund made in this Agreement are true and correct in all material respects, and the Acquiring Fund has complied with all the agreements and satisfied all the conditions on its part to be performed or satisfied at or prior to such dates; and

(c) That the Acquired Fund shall have received an opinion of Dechert LLP, counsel to the Acquired Fund and the Acquiring Fund, to the effect that the Acquiring Fund shares are duly authorized and upon delivery to the Acquired Fund as provided in this Agreement will be validly issued and will be fully paid and nonassessable by the Acquiring Fund (except as disclosed in the Acquiring Fund's Statements of Additional Information) and no shareholder of the Acquiring Fund has any preemptive right of subscription or purchase in respect thereof.

10. CONDITIONS TO OBLIGATIONS OF THE ACQUIRING FUND AND THE ACQUIRED FUND.

(a) That this Agreement shall have been adopted and the transactions contemplated herein shall have been approved by the requisite vote of the holders of the outstanding shares of beneficial interest of the Acquired Fund;

(b) That all consents of other parties and all other consents, orders, and permits of federal, state, and local regulatory authorities (including those of the Commission and of state blue sky and securities authorities, and including "no action" positions of such federal or state authorities) deemed necessary by the Acquiring Fund or the Acquired Fund to permit consummation, in all material respects, of the transactions contemplated hereby shall have been obtained, except where failure to obtain any such consent, order, or permit would not involve a risk of a material adverse effect on the assets or properties of the Acquiring Fund or the Acquired Fund, provided that either party hereto may for itself waive any of such conditions;

(c) That all proceedings taken by either Fund in connection with the transactions contemplated by this Agreement and all documents incidental thereto shall be satisfactory in form and substance to it and its counsel, Dechert LLP;

(d) That there shall not be any material litigation pending with respect to the matters contemplated by this Agreement;

(e) That the Registration Statement shall have become effective under the 1933 Act, and no stop order suspending such effectiveness shall have been instituted or, to the knowledge of the Acquiring Fund and the Acquired Fund, threatened by the Commission; and

(f) That the Acquiring Fund and the Acquired Fund shall have received an opinion of Dechert LLP satisfactory to the Acquiring Fund and the Acquired Fund substantially to the effect that for federal income tax purposes:

(i) The Reorganization will constitute a tax-free reorganization under Section 368(a) of the Code.

(ii) The Acquired Fund will not recognize gain or loss upon the transfer of substantially all of its assets to the Acquiring Fund in exchange solely for the Acquiring Fund Shares and the assumption of all liabilities of the Acquired Fund, except that the Acquired Fund may be required to recognize gain or loss with respect to contracts described in Section 1256(b) of the Code or stock in a passive foreign investment company, as defined in Section 1297(a) of the Code.

(iii) The Acquired Fund will not recognize gain or loss upon the distribution to its shareholders of the Acquiring Fund Shares received by the Acquired Fund in the Reorganization.

(iv) The Acquiring Fund will recognize no gain or loss upon receiving the properties of the Acquired Fund in exchange solely for the Acquiring Fund Shares and the assumption of all liabilities of the Acquired Fund.

(v) The adjusted basis to the Acquiring Fund of the properties of the Acquired Fund received by the Acquiring Fund in the Reorganization will be the same as the adjusted basis of those properties in the hands of the Acquired Fund immediately before the exchange.

(vi) The Acquiring Fund's holding periods with respect to the properties of the Acquired Fund that the Acquiring Fund acquires in the Reorganization will include the respective periods for which those properties were held by the Acquired Fund (except where investment activities of the Acquiring Fund have the effect of reducing or eliminating a holding period with respect to an asset).

(vii) The Acquired Fund shareholders will recognize no gain or loss upon receiving the Acquiring Fund Shares solely in exchange for the Acquired Fund shares.

(viii) The aggregate basis of the Acquiring Fund Shares received by an Acquired Fund shareholder in the Reorganization will be the same as the aggregate basis of the Acquired Fund shares surrendered by the Acquired Fund shareholder in exchange therefor.

(ix) An Acquired Fund shareholder's holding period for the Acquiring Fund Shares received by the Acquired Fund shareholder in the Reorganization will include the holding period during which the Acquired Fund shareholder held the Acquired Fund shares surrendered in exchange therefor, provided that the Acquired Fund shareholder held such shares as a capital asset on the date of the Reorganization.

Notwithstanding anything herein to the contrary, neither the Acquired Fund nor the Acquiring Fund may waive the conditions set forth in this subsection 10(f).

11. COVENANTS OF THE ACQUIRING FUND AND THE ACQUIRED FUND.

(a) The Acquiring Fund and the Acquired Fund each covenants to operate its respective business in the ordinary course between the date hereof and the Closing Date, it being understood that such ordinary course of business will include the payment of customary dividends and distributions, and provided further that during the period between shareholder approval and the Closing Date, the Acquired Fund expects to temporarily depart from its 80% name test policy to facilitate aligning its investments with the Acquiring Fund in preparation for the Closing;

(b) The Acquired Fund covenants that it is not acquiring the Acquiring Fund shares for the purpose of making any distribution other than in accordance with the terms of this Agreement;

(c) The Acquired Fund covenants that it will assist the Acquiring Fund in obtaining such information as the Acquiring Fund reasonably requests concerning the beneficial ownership of the Acquired Fund's shares; and

(d) The Acquired Fund covenants that its liquidation and termination will be effected in the manner provided in its Amended and Restated Declaration of Trust in accordance with applicable law, and after the Closing Date, the Acquired Fund will not conduct any business except in connection with its liquidation and termination.

12. TERMINATION; WAIVER.

The Acquiring Fund and the Acquired Fund may terminate this Agreement by mutual agreement. In addition, either the Acquiring Fund or the Acquired Fund may at its option terminate this Agreement at or prior to the Closing Date because:

(i) of a material breach by the other of any representation, warranty, or agreement contained herein to be performed at or prior to the Closing Date; or

(ii) a condition herein expressed to be precedent to the obligations of the terminating party has not been met and it reasonably appears that it will not or cannot be met.

In the event of any such termination, there shall be no liability for damages on the part of the Acquired Fund or the Acquiring Fund, or their respective Trustees or officers.

13. SOLE AGREEMENT; AMENDMENTS; WAIVERS; SURVIVAL OF WARRANTIES.

(a) This Agreement supersedes all previous correspondence and oral communications between the parties regarding the subject matter hereof, constitutes the only understanding with respect to such subject matter, may not be changed except by a letter of agreement signed by each party hereto and shall be construed in accordance with and governed by the laws of the Commonwealth of Massachusetts.

(b) This Agreement may be amended, modified, or supplemented in such manner as may be mutually agreed upon in writing by the respective President, any Vice President, or Treasurer of the Acquiring Fund or the Acquired Fund; provided, however, that following the shareholders' meeting called by the Acquired Fund pursuant to Section 7 of this Agreement, no such amendment may have the effect of changing the provisions for determining the number of the Acquiring Fund Shares to be paid to the Acquired Fund shareholders under this Agreement to the detriment of such shareholders without their further approval.

(c) Either Fund may waive any condition to its obligations hereunder, provided that such waiver does not have any material adverse effect on the interests of such Fund's shareholders.

The representations, warranties, and covenants contained in the Agreement, or in any document delivered pursuant hereto or in connection herewith, shall survive the consummation of the transactions contemplated hereunder.

14. DECLARATIONS OF TRUST.

A copy of each Fund's Amended and Restated Declaration of Trust is on file with the Secretary of State of the Commonwealth of Massachusetts, and notice is hereby given that this instrument is executed on behalf of the Trustees of each Fund as trustees and not individually and that the obligations of each Fund under this instrument are not binding upon any of such Fund's Trustees, officers, or shareholders individually but are binding only upon the assets and property of such Fund. Each Fund agrees that its obligations hereunder apply only to such Fund and not to its shareholders individually or to the Trustees of such Fund.

15. ASSIGNMENT.

This Agreement shall bind and inure to the benefit of the parties hereto and their respective successors and assigns, but no assignment or transfer of any rights or obligations hereunder shall be made by any party without the written consent of the other parties. Nothing herein expressed or implied is intended or shall be construed to confer upon or give any person, firm, or corporation other than the parties hereto and their respective successors and assigns any rights or remedies under or by reason of this Agreement.

This Agreement may be executed in any number of counterparts, each of which, when executed and delivered, shall be deemed to be an original.

IN WITNESS WHEREOF, each of the parties hereto has caused this Agreement to be executed by an appropriate officer.

APPENDIX A

List of trusts and funds, most recent fiscal year ends, and fund auditors.

TRUST/Fund	Auditor ¹	FYE
FIDELITY ADVISOR SERIES I		
Fidelity Advisor Balanced Fund	Deloitte	8/31/23
Fidelity Advisor Dividend Growth Fund	PwC	11/30/23
Fidelity Advisor Equity Growth Fund	Deloitte	11/30/23
Fidelity Advisor Equity Income Fund	Deloitte	11/30/23
Fidelity Advisor Equity Value Fund	Deloitte	11/30/23
Fidelity Advisor Floating Rate High Income Fund	Deloitte	10/31/23
Fidelity Advisor Growth & Income Fund	Deloitte	11/30/23
Fidelity Advisor Growth Opportunities Fund	Deloitte	11/30/23
Fidelity Advisor High Income Advantage Fund	Deloitte	10/31/23
Fidelity Advisor Large Cap Fund	Deloitte	11/30/23
Fidelity Advisor Leveraged Company Stock Fund	PwC	7/31/23
Fidelity Advisor Mid Cap II Fund	Deloitte	12/31/23
Fidelity Advisor Series Equity Growth Fund	PwC	11/30/23
Fidelity Advisor Series Growth Opportunities Fund	Deloitte	11/30/23
Fidelity Advisor Series Small Cap Fund	PwC	11/30/23
Fidelity Advisor Small Cap Fund	PwC	11/30/23
Fidelity Advisor Stock Selector Mid Cap Fund	Deloitte	11/30/23
Fidelity Advisor Value Fund	Deloitte	10/31/23
Fidelity Advisor Value Strategies Fund	Deloitte	11/30/23
Fidelity Real Estate High Income Fund	PwC	11/30/23
FIDELITY ADVISOR SERIES VII		
Fidelity Advisor Biotechnology Fund	Deloitte	7/31/23
Fidelity Advisor Consumer Discretionary Fund	Deloitte	7/31/23
Fidelity Advisor Energy Fund	Deloitte	7/31/23
Fidelity Advisor Financials Fund	Deloitte	7/31/23
Fidelity Advisor Global Real Estate Fund	Deloitte	7/31/23
Fidelity Advisor Health Care Fund	Deloitte	7/31/23
Fidelity Advisor Industrials Fund	Deloitte	7/31/23
Fidelity Advisor Real Estate Fund	Deloitte	7/31/23
Fidelity Advisor Semiconductors Fund	Deloitte	7/31/23
Fidelity Advisor Technology Fund	Deloitte	7/31/23
Fidelity Advisor Utilities Fund	Deloitte	7/31/23
FIDELITY ADVISOR SERIES VIII		
Fidelity Advisor Diversified International Fund	PwC	10/31/23
Fidelity Advisor Emerging Asia Fund	PwC	10/31/23
Fidelity Advisor Focused Emerging Markets Fund	Deloitte	10/31/23
Fidelity Advisor Global Capital Appreciation Fund	PwC	10/31/23
Fidelity Advisor Global Equity Income Fund	PwC	10/31/23
Fidelity Advisor International Capital Appreciation Fund	Deloitte	10/31/23
Fidelity Advisor Overseas Fund	PwC	10/31/23
Fidelity Advisor Value Leaders Fund	PwC	10/31/23
FIDELITY CAPITAL TRUST		
Fidelity Capital Appreciation Fund	PwC	10/31/23
Fidelity Disciplined Equity Fund	PwC	10/31/23
Fidelity Focused Stock Fund	PwC	10/31/23

TRUST/Fund	Auditor¹	FYE
Fidelity Stock Selector All Cap Fund	Deloitte	9/30/23
Fidelity Stock Selector Small Cap Fund	Deloitte	10/31/23
Fidelity Value Fund	PwC	10/31/23
FIDELITY CENTRAL INVESTMENT PORTFOLIOS LLC		
Fidelity Emerging Markets Equity Central Fund	Deloitte	9/30/23
Fidelity Floating Rate Central Fund	Deloitte	9/30/23
Fidelity High Income Central Fund	Deloitte	8/31/23
Fidelity International Equity Central Fund	Deloitte	9/30/23
Fidelity Real Estate Equity Central Fund	Deloitte	9/30/23
Fidelity Specialized High Income Central Fund	Deloitte	8/31/23
Fidelity U.S. Equity Central Fund	Deloitte	6/30/23
FIDELITY COMMONWEALTH TRUST		
Fidelity [®] Nasdaq Composite Index [®] ETF	PwC	11/30/23
FIDELITY CONCORD STREET TRUST		
Fidelity 500 Index Fund ²	PwC	2/29/24
Fidelity Extended Market Index Fund ²	PwC	2/29/24
Fidelity Flex 500 Index Fund	Deloitte	2/29/24
Fidelity Founders Fund	PwC	4/30/24
Fidelity International Index Fund ²	PwC	2/29/24
Fidelity Large Cap Stock Fund	Deloitte	4/30/24
Fidelity Large Cap Stock K6 Fund	Deloitte	4/30/24
Fidelity Mid-Cap Stock Fund	Deloitte	4/30/24
Fidelity Mid-Cap Stock K6 Fund	PwC	4/30/24
Fidelity [®] Nasdaq Composite Index [®] Fund	Deloitte	11/30/23
Fidelity SAI International Small Cap Index Fund	Deloitte	10/31/23
Fidelity SAI Japan Stock Index Fund	PwC	10/31/23
Fidelity Series International Index Fund	Deloitte	10/31/23
Fidelity Series Small Cap Core Fund	Deloitte	4/30/24
Fidelity Series Small Cap Discovery Fund	Deloitte	4/30/24
Fidelity Series Total Market Index Fund	PwC	2/29/24
Fidelity Small Cap Discovery Fund	Deloitte	4/30/24
Fidelity Small Cap Stock Fund	Deloitte	4/30/24
Fidelity Small Cap Stock K6 Fund	Deloitte	4/30/24
Fidelity Total Market Index Fund ²	PwC	2/29/24
Fidelity ZERO Extended Market Index Fund ²	Deloitte	10/31/23
Fidelity ZERO International Index Fund ²	Deloitte	10/31/23
Fidelity ZERO Large Cap Index Fund ²	Deloitte	10/31/23
Fidelity ZERO Total Market Index Fund ²	Deloitte	10/31/23
FIDELITY CONTRAFUND		
Fidelity Advisor New Insights Fund	PwC	12/31/23
Fidelity Contrafund	PwC	12/31/23
Fidelity Contrafund K6	PwC	12/31/23
Fidelity Series Opportunistic Insights Fund	PwC	12/31/23
FIDELITY COVINGTON TRUST		
Fidelity Blue Chip Growth ETF	PwC	7/31/23
Fidelity Blue Chip Value ETF	PwC	7/31/23
Fidelity Clean Energy ETF	Deloitte	6/30/23
Fidelity Cloud Computing ETF	Deloitte	6/30/23

TRUST/Fund	Auditor¹	FYE
Fidelity Crypto Industry and Digital Payments ETF	Deloitte	6/30/23
Fidelity Digital Health ETF	Deloitte	6/30/23
Fidelity Disruptive Automation ETF	PwC	5/31/23
Fidelity Disruptive Communications ETF	PwC	5/31/23
Fidelity Disruptive Finance ETF	PwC	5/31/23
Fidelity Disruptive Medicine ETF	PwC	5/31/23
Fidelity Disruptive Technology ETF	PwC	5/31/23
Fidelity Disruptors ETF	Deloitte	5/31/23
Fidelity Dividend ETF for Rising Rates	PwC	7/31/23
Fidelity Electric Vehicles and Future Transportation ETF	Deloitte	6/30/23
Fidelity Emerging Markets Multifactor ETF	Deloitte	10/31/23
Fidelity Enhanced International ETF	PwC	8/31/23
Fidelity Enhanced Large Cap Core ETF	PwC	8/31/23
Fidelity Enhanced Large Cap Growth ETF	PwC	8/31/23
Fidelity Enhanced Large Cap Value ETF	PwC	8/31/23
Fidelity Enhanced Mid Cap ETF	PwC	8/31/23
Fidelity Enhanced Small Cap ETF	PwC	2/29/24
Fidelity Fundamental Large Cap Core ETF	PwC	7/31/23
Fidelity Fundamental Large Cap Growth ETF	Deloitte	7/31/23
Fidelity Fundamental Large Cap Value ETF	PwC	7/31/23
Fidelity Fundamental Small-Mid Cap ETF	Deloitte	7/31/23
Fidelity High Dividend ETF	PwC	7/31/23
Fidelity High Yield Factor ETF	PwC	8/31/23
Fidelity International High Dividend ETF	Deloitte	10/31/23
Fidelity International Multifactor ETF	Deloitte	10/31/23
Fidelity International Value Factor ETF	Deloitte	10/31/23
Fidelity Low Volatility Factor ETF	PwC	7/31/23
Fidelity Magellan ETF	Deloitte	7/31/23
Fidelity Metaverse ETF	Deloitte	6/30/23
Fidelity Momentum Factor ETF	PwC	7/31/23
Fidelity MSCI Communication Services Index ETF ²	Deloitte	7/31/23
Fidelity MSCI Consumer Discretionary Index ETF ²	Deloitte	7/31/23
Fidelity MSCI Consumer Staples Index ETF ²	Deloitte	7/31/23
Fidelity MSCI Energy Index ETF ²	Deloitte	7/31/23
Fidelity MSCI Financials Index ETF ²	Deloitte	7/31/23
Fidelity MSCI Health Care Index ETF ²	Deloitte	7/31/23
Fidelity MSCI Industrials Index ETF ²	Deloitte	7/31/23
Fidelity MSCI Information Technology Index ETF ²	Deloitte	7/31/23
Fidelity MSCI Materials Index ETF ²	Deloitte	7/31/23
Fidelity MSCI Real Estate Index ETF ²	Deloitte	7/31/23
Fidelity MSCI Utilities Index ETF ²	Deloitte	7/31/23
Fidelity Preferred Securities & Income ETF	PwC	8/31/23
Fidelity Quality Factor ETF	PwC	7/31/23
Fidelity Real Estate Investment ETF	Deloitte	7/31/23
Fidelity Small-Mid Multifactor ETF	PwC	7/31/23
Fidelity Stocks for Inflation ETF	Deloitte	7/31/23
Fidelity Sustainable High Yield ETF	PwC	8/31/23
Fidelity Sustainable U.S. Equity ETF	Deloitte	7/31/23
Fidelity U.S. Multifactor ETF	PwC	7/31/23
Fidelity Value Factor ETF	PwC	7/31/23
Fidelity Women's Leadership ETF	Deloitte	7/31/23

TRUST/Fund	Auditor¹	FYE
FIDELITY DESTINY PORTFOLIOS		
Fidelity Advisor Capital Development Fund	Deloitte	9/30/23
Fidelity Advisor Diversified Stock Fund	Deloitte	9/30/23
FIDELITY DEVONSHIRE TRUST		
Fidelity Equity-Income Fund	PwC	1/31/24
Fidelity Equity-Income K6 Fund	Deloitte	1/31/24
Fidelity Mid Cap Value Fund	PwC	1/31/24
Fidelity Mid Cap Value K6 Fund	Deloitte	1/31/24
Fidelity Series All-Sector Equity Fund	Deloitte	1/31/24
Fidelity Series Stock Selector Large Cap Value Fund	PwC	1/31/24
Fidelity Series Value Discovery Fund	Deloitte	1/31/24
Fidelity Stock Selector Large Cap Value Fund	PwC	1/31/24
FIDELITY FINANCIAL TRUST		
Fidelity Convertible Securities Fund	PwC	11/30/23
Fidelity Equity Dividend Income Fund	PwC	11/30/23
FIDELITY HANOVER STREET TRUST		
Fidelity Emerging Markets Debt Central Fund	PwC	12/31/23
Fidelity Emerging Markets Debt Local Currency Central Fund	PwC	12/31/23
FIDELITY HASTINGS STREET TRUST		
Fidelity Fund	PwC	6/30/23
Fidelity Growth Discovery Fund	PwC	6/30/23
Fidelity Mega Cap Stock Fund	PwC	6/30/23
Fidelity Series Emerging Markets Debt Fund	PwC	12/31/23
Fidelity Series Emerging Markets Debt Local Currency Fund	PwC	12/31/23
Fidelity Series Large Cap Stock Fund	PwC	6/30/23
FIDELITY INVESTMENT TRUST		
Fidelity Canada Fund	PwC	10/31/23
Fidelity China Region Fund	PwC	10/31/23
Fidelity Diversified International Fund	Deloitte	10/31/23
Fidelity Diversified International K6 Fund	Deloitte	10/31/23
Fidelity Emerging Asia Fund	PwC	10/31/23
Fidelity Emerging Markets Discovery Fund	PwC	10/31/23
Fidelity Emerging Markets Fund	PwC	10/31/23
Fidelity Enduring Opportunities Fund	PwC	10/31/23
Fidelity Europe Fund	PwC	10/31/23
Fidelity Global Commodity Stock Fund	PwC	10/31/23
Fidelity Global Equity Income Fund	Deloitte	10/31/23
Fidelity Infrastructure Fund	PwC	10/31/23
Fidelity International Capital Appreciation Fund	Deloitte	10/31/23
Fidelity International Capital Appreciation K6 Fund	Deloitte	10/31/23
Fidelity International Discovery Fund	PwC	10/31/23
Fidelity International Discovery K6 Fund	Deloitte	10/31/23
Fidelity International Growth Fund	PwC	10/31/23
Fidelity International Small Cap Fund	Deloitte	10/31/23
Fidelity International Small Cap Opportunities Fund	Deloitte	10/31/23
Fidelity International Value Fund	Deloitte	10/31/23
Fidelity Japan Fund	PwC	10/31/23
Fidelity Japan Smaller Companies Fund	PwC	10/31/23

TRUST/Fund	Auditor¹	FYE
Fidelity Latin America Fund	PwC	10/31/23
Fidelity Nordic Fund	PwC	10/31/23
Fidelity Overseas Fund	PwC	10/31/23
Fidelity Pacific Basin Fund	PwC	10/31/23
Fidelity SAI International SMA Completion Fund	Deloitte	10/31/23
Fidelity SAI Sustainable Emerging Markets Equity Fund	Deloitte	10/31/23
Fidelity SAI Sustainable International Equity Fund	Deloitte	10/31/23
Fidelity Series Canada Fund	PwC	10/31/23
Fidelity Series Emerging Markets Fund	Deloitte	10/31/23
Fidelity Series Emerging Markets Opportunities Fund	Deloitte	10/31/23
Fidelity Series International Growth Fund	PwC	10/31/23
Fidelity Series International Small Cap Fund	Deloitte	10/31/23
Fidelity Series International Value Fund	Deloitte	10/31/23
Fidelity Series Overseas Fund	Deloitte	10/31/23
Fidelity Series Select International Small Cap Fund	Deloitte	10/31/23
Fidelity Series Sustainable Emerging Markets Fund	Deloitte	10/31/23
Fidelity Series Sustainable Non-U.S. Developed Markets Fund	Deloitte	10/31/23
Fidelity Sustainable Emerging Markets Equity Fund	PwC	10/31/23
Fidelity Sustainable International Equity Fund	Deloitte	10/31/23
Fidelity Total Emerging Markets Fund	PwC	10/31/23
Fidelity Total International Equity Fund	Deloitte	10/31/23
Fidelity Worldwide Fund	Deloitte	10/31/23
FIDELITY MAGELLAN FUND		
Fidelity Magellan Fund	PwC	3/31/24
Fidelity Magellan K6 Fund	PwC	3/31/24
FIDELITY MT. VERNON STREET TRUST		
Fidelity Equity Growth K6 Fund	PwC	11/30/23
Fidelity Growth Company Fund	Deloitte	11/30/23
Fidelity Growth Company K6 Fund	Deloitte	11/30/23
Fidelity Growth Strategies Fund	PwC	11/30/23
Fidelity Growth Strategies K6 Fund	PwC	11/30/23
Fidelity [®] New Millennium Fund [®]	PwC	11/30/23
Fidelity Series Growth Company Fund	Deloitte	11/30/23
FIDELITY PURITAN TRUST		
Fidelity Balanced Fund	PwC	8/31/23
Fidelity Balanced K6 Fund	PwC	8/31/23
Fidelity Low-Priced Stock Fund	PwC	7/31/23
Fidelity Low-Priced Stock K6 Fund	PwC	7/31/23
Fidelity [®] Puritan [®] Fund	PwC	8/31/23
Fidelity Puritan K6 Fund	PwC	8/31/23
Fidelity Series Intrinsic Opportunities Fund	Deloitte	7/31/23
Fidelity Value Discovery Fund	Deloitte	7/31/23
Fidelity Value Discovery K6 Fund	Deloitte	7/31/23
FIDELITY SECURITIES FUND		
Fidelity Blue Chip Growth Fund	Deloitte	7/31/23
Fidelity Blue Chip Growth K6 Fund	Deloitte	7/31/23
Fidelity Blue Chip Value Fund	PwC	7/31/23
Fidelity Dividend Growth Fund	PwC	7/31/23

TRUST/Fund	Auditor¹	FYE
Fidelity Growth & Income Portfolio	PwC	7/31/23
Fidelity Leveraged Company Stock Fund	PwC	7/31/23
Fidelity OTC K6 Portfolio	Deloitte	7/31/23
Fidelity OTC Portfolio	Deloitte	7/31/23
Fidelity Real Estate Income Fund	Deloitte	7/31/23
Fidelity Series Blue Chip Growth Fund	Deloitte	7/31/23
Fidelity Series Real Estate Income Fund	Deloitte	7/31/23
Fidelity Series Small Cap Opportunities Fund	Deloitte	7/31/23
Fidelity Small Cap Growth Fund	PwC	7/31/23
Fidelity Small Cap Growth K6 Fund	PwC	7/31/23
Fidelity Small Cap Value Fund	PwC	7/31/23
FIDELITY SELECT PORTFOLIOS		
Automotive Portfolio	PwC	2/29/24
Banking Portfolio	PwC	2/29/24
Biotechnology Portfolio	PwC	2/29/24
Brokerage and Investment Management Portfolio	PwC	2/29/24
Chemicals Portfolio	PwC	2/29/24
Communication Services Portfolio	PwC	2/29/24
Construction and Housing Portfolio	PwC	2/29/24
Consumer Discretionary Portfolio	PwC	2/29/24
Consumer Staples Portfolio	PwC	2/29/24
Defense and Aerospace Portfolio	PwC	2/29/24
Energy Portfolio	PwC	2/29/24
Fidelity Environment and Alternative Energy Fund	PwC	2/29/24
Financials Portfolio	PwC	2/29/24
FinTech Portfolio	PwC	2/29/24
Gold Portfolio	PwC	2/29/24
Health Care Portfolio	PwC	2/29/24
Health Care Services Portfolio	PwC	2/29/24
Industrials Portfolio	PwC	2/29/24
Insurance Portfolio	PwC	2/29/24
Fidelity International Real Estate Fund	Deloitte	7/31/23
Enterprise Technology Services Portfolio	PwC	2/29/24
Leisure Portfolio	PwC	2/29/24
Materials Portfolio	PwC	2/29/24
Medical Technology and Devices Portfolio	PwC	2/29/24
Fidelity Natural Resources Fund	PwC	2/29/24
Pharmaceuticals Portfolio	PwC	2/29/24
Fidelity Real Estate Investment Portfolio	Deloitte	7/31/23
Retailing Portfolio	PwC	2/29/24
Semiconductors Portfolio	PwC	2/29/24
Software and IT Services Portfolio	PwC	2/29/24
Tech Hardware Portfolio	PwC	2/29/24
Technology Portfolio	PwC	2/29/24
Telecommunications Portfolio	PwC	2/29/24
Fidelity Telecom and Utilities Fund	PwC	1/31/24
Transportation Portfolio	PwC	2/29/24
Utilities Portfolio	PwC	2/29/24
Wireless Portfolio	PwC	2/29/24

TRUST/Fund	Auditor¹	FYE
FIDELITY SUMMER STREET TRUST		
Fidelity Agricultural Productivity Fund	Deloitte	5/31/23
Fidelity Capital & Income Fund	PwC	4/30/24
Fidelity Climate Action Fund	Deloitte	5/31/23
Fidelity Focused High Income Fund	PwC	4/30/24
Fidelity Global High Income Fund	PwC	4/30/24
Fidelity Healthy Future Fund	PwC	4/30/24
Fidelity High Income Fund	PwC	4/30/24
Fidelity New Markets Income Fund	PwC	12/31/23
Fidelity SAI High Income Fund	PwC	4/30/24
Fidelity SAI Sustainable Future Fund	PwC	5/31/23
Fidelity SAI Sustainable Sector Fund	PwC	5/31/23
Fidelity SAI Sustainable U.S. Equity Fund	PwC	5/31/23
Fidelity Series Floating Rate High Income Fund	Deloitte	9/30/23
Fidelity Series High Income Fund	Deloitte	4/30/24
Fidelity Series Sustainable U.S. Market Fund	PwC	1/31/24
Fidelity Short Duration High Income Fund	Deloitte	4/30/24
Fidelity Sustainable U.S. Equity Fund	Deloitte	5/31/23
Fidelity U.S. Low Volatility Equity Fund	PwC	4/30/24
Fidelity Water Sustainability Fund	Deloitte	5/31/23
Fidelity Women's Leadership Fund	Deloitte	4/30/24
FIDELITY TREND FUND		
Fidelity Trend Fund	PwC	12/31/23

¹ "PwC" refers to PricewaterhouseCoopers LLP and "Deloitte" refers to Deloitte & Touche LLP.

² Expenses in connection with preparing this proxy statement and all solicitations will be borne by FMR.

APPENDIX B

Each fund's sub-adviser(s) and each sub-adviser's principal business address are listed below.

TRUST/Fund	FMR UK ¹	FMR H.K. ²	FMR Japan ³	FIA ⁴	FIA (UK) ⁶	Black- Rock ⁷	Geode ⁸
FIDELITY ADVISOR SERIES I							
Fidelity Advisor Balanced Fund	X	X	X	–	–	–	–
Fidelity Advisor Dividend Growth Fund	X	X	X	–	–	–	–
Fidelity Advisor Equity Growth Fund	X	X	X	–	–	–	–
Fidelity Advisor Equity Income Fund	X	X	X	–	–	–	–
Fidelity Advisor Equity Value Fund	X	X	X	–	–	–	–
Fidelity Advisor Floating Rate High Income Fund	X	X	X	–	–	–	–
Fidelity Advisor Growth & Income Fund	X	X	X	–	–	–	–
Fidelity Advisor Growth Opportunities Fund	X	X	X	–	–	–	–
Fidelity Advisor High Income Advantage Fund	X	X	X	–	–	–	–
Fidelity Advisor Large Cap Fund	X	X	X	–	–	–	–
Fidelity Advisor Leveraged Company Stock Fund	X	X	X	–	–	–	–
Fidelity Advisor Mid Cap II Fund	X	X	X	–	–	–	–
Fidelity Advisor Series Equity Growth Fund	X	X	X	–	–	–	–
Fidelity Advisor Series Growth Opportunities Fund	–	X	X	–	–	–	–
Fidelity Advisor Series Small Cap Fund	–	X	X	–	–	–	–
Fidelity Advisor Small Cap Fund	X	X	X	–	–	–	–
Fidelity Advisor Stock Selector Mid Cap Fund	X	X	X	–	–	–	–
Fidelity Advisor Value Fund	X	X	X	–	–	–	–
Fidelity Advisor Value Strategies Fund	X	X	X	–	–	–	–
Fidelity Real Estate High Income Fund	X	X	X	–	–	–	–
FIDELITY ADVISOR SERIES VII							
Fidelity Advisor Biotechnology Fund	X	X	X	–	–	–	–
Fidelity Advisor Consumer Discretionary Fund	X	X	X	–	–	–	–
Fidelity Advisor Energy Fund	X	X	X	–	–	–	–
Fidelity Advisor Financials Fund	X	X	X	–	–	–	–
Fidelity Advisor Global Real Estate Fund	X	X	X	–	–	–	–
Fidelity Advisor Health Care Fund	X	X	X	–	–	–	–
Fidelity Advisor Industrials Fund	X	X	X	–	–	–	–
Fidelity Advisor Real Estate Fund	X	X	X	–	–	–	–
Fidelity Advisor Semiconductors Fund	X	X	X	–	–	–	–
Fidelity Advisor Technology Fund	X	X	X	–	–	–	–
Fidelity Advisor Utilities Fund	X	X	X	–	–	–	–
FIDELITY ADVISOR SERIES VIII							
Fidelity Advisor Diversified International Fund	X	X	X	X	X	–	–
Fidelity Advisor Emerging Asia Fund	X	X	X	X	X	–	–
Fidelity Advisor Focused Emerging Markets Fund	X	X	X	X	X	–	–
Fidelity Advisor Global Capital Appreciation Fund	X	X	X	X	X	–	–
Fidelity Advisor Global Equity Income Fund	X	X	X	X	X	–	–
Fidelity Advisor International Capital Appreciation Fund	X	X	X	X	X	–	–
Fidelity Advisor Overseas Fund	X	X	X	X	X	–	–
Fidelity Advisor Value Leaders Fund	X	X	X	–	–	–	–
FIDELITY CAPITAL TRUST							
Fidelity Capital Appreciation Fund	X	X	X	–	–	–	–
Fidelity Disciplined Equity Fund	X	X	X	–	–	–	–

<u>TRUST/Fund</u>	<u>FMR UK¹</u>	<u>FMR H.K.²</u>	<u>FMR Japan³</u>	<u>FIA⁴</u>	<u>FIA (UK)⁶</u>	<u>Black-Rock⁷</u>	<u>Geode⁸</u>
FIDELITY CAPITAL TRUST							
Fidelity Focused Stock Fund	X	X	X	–	–	–	–
Fidelity Stock Selector All Cap Fund	X	X	X	–	–	–	–
Fidelity Stock Selector Small Cap Fund	X	X	X	–	–	–	–
Fidelity Value Fund	X	X	X	–	–	–	–
FIDELITY CENTRAL INVESTMENT PORTFOLIOS LLC							
Fidelity Emerging Markets Equity Central Fund	X	X	X	X	X	–	–
Fidelity Floating Rate Central Fund	X	X	X	–	–	–	–
Fidelity High Income Central Fund	X	X	X	–	–	–	–
Fidelity International Equity Central Fund	X	X	X	X	X	–	–
Fidelity Real Estate Equity Central Fund	X	X	X	–	–	–	–
Fidelity Specialized High Income Fund	X	X	X	–	–	–	–
Fidelity U.S. Equity Central Fund	X	X	X	–	–	–	–
FIDELITY COMMONWEALTH TRUST							
Fidelity Nasdaq Composite Index ETF	–	–	–	–	–	–	X
FIDELITY CONCORD STREET TRUST							
Fidelity 500 Index Fund	–	–	–	–	–	–	X
Fidelity Extended Market Index Fund	–	–	–	–	–	–	X
Fidelity Flex 500 Index Fund	–	–	–	–	–	–	X
Fidelity Founders Fund	X	X	X	–	–	–	–
Fidelity International Index Fund	–	–	–	–	–	–	X
Fidelity Large Cap Stock Fund	X	X	X	–	–	–	–
Fidelity Large Cap Stock K6 Fund	X	X	X	–	–	–	–
Fidelity Mid-Cap Stock Fund	X	X	X	–	–	–	–
Fidelity Mid-Cap Stock K6 Fund	X	X	X	–	–	–	–
Fidelity Nasdaq Composite Index Fund	–	–	–	–	–	–	X
Fidelity SAI International Small Cap Index Fund	–	–	–	–	–	–	X
Fidelity SAI Japan Stock Index Fund	–	–	–	–	–	–	X
Fidelity Series International Index Fund	–	–	–	–	–	–	X
Fidelity Series Small Cap Core Fund	X	X	X	–	–	–	–
Fidelity Series Small Cap Discovery Fund	–	X	X	–	–	–	–
Fidelity Series Total Market Index Fund	–	–	–	–	–	–	X
Fidelity Small Cap Discovery Fund	X	X	X	–	–	–	–
Fidelity Small Cap Stock Fund	X	X	X	–	–	–	–
Fidelity Small Cap Stock K6 Fund	X	X	X	–	–	–	–
Fidelity Total Market Index Fund	–	–	–	–	–	–	X
Fidelity ZERO Extended Market Index Fund	–	–	–	–	–	–	X
Fidelity ZERO International Index Fund	–	–	–	–	–	–	X
Fidelity ZERO Large Cap Index Fund	–	–	–	–	–	–	X
Fidelity ZERO Total Market Index Fund	–	–	–	–	–	–	X
FIDELITY CONTRAFUND							
Fidelity Advisor New Insights Fund	X	X	X	–	–	–	–
Fidelity Contrafund	X	X	X	–	–	–	–
Fidelity Contrafund K6	X	X	X	–	–	–	–
Fidelity Series Opportunistic Insights Fund	X	X	X	–	–	–	–
FIDELITY COVINGTON TRUST							
Fidelity Blue Chip Growth ETF	X	X	X	–	–	–	–
Fidelity Blue Chip Value ETF	X	X	X	–	–	–	–

<u>TRUST/Fund</u>	<u>FMR UK¹</u>	<u>FMR H.K.²</u>	<u>FMR Japan³</u>	<u>FIA⁴</u>	<u>FIA (UK)⁶</u>	<u>Black- Rock⁷</u>	<u>Geode⁸</u>
FIDELITY COVINGTON TRUST							
Fidelity Clean Energy ETF	-	-	-	-	-	-	X
Fidelity Cloud Computing ETF	-	-	-	-	-	-	X
Fidelity Crypto Industry and Digital Payments ETF	-	-	-	-	-	-	X
Fidelity Digital Health ETF	-	-	-	-	-	-	X
Fidelity Disruptive Automation ETF	X	X	X	-	-	-	-
Fidelity Disruptive Communications ETF	X	X	X	-	-	-	-
Fidelity Disruptive Finance ETF	X	X	X	-	-	-	-
Fidelity Disruptive Medicine ETF	X	X	X	-	-	-	-
Fidelity Disruptive Technology ETF	X	X	X	-	-	-	-
Fidelity Disruptors ETF	X	X	X	-	-	-	-
Fidelity Dividend ETF for Rising Rates	-	-	-	-	-	-	X
Fidelity Electric Vehicles and Future Transportation ETF	-	-	-	-	-	-	X
Fidelity Emerging Markets Multifactor ETF	-	-	-	-	-	-	X
Fidelity Enhanced International ETF	-	-	-	-	-	-	-
Fidelity Enhanced Large Cap Core ETF	-	-	-	-	-	-	-
Fidelity Enhanced Large Cap Growth ETF	-	-	-	-	-	-	-
Fidelity Enhanced Large Cap Value ETF	-	-	-	-	-	-	-
Fidelity Enhanced Mid Cap ETF	-	-	-	-	-	-	-
Fidelity Enhanced Small Cap ETF	-	-	-	-	-	-	-
Fidelity Fundamental Large Cap Core ETF	X	X	X	-	-	-	-
Fidelity Fundamental Large Cap Growth ETF	X	X	X	-	-	-	-
Fidelity Fundamental Large Cap Value ETF	X	X	X	-	-	-	-
Fidelity Fundamental Small-Mid Cap ETF	X	X	X	-	-	-	-
Fidelity High Dividend ETF	-	-	-	-	-	-	X
Fidelity High Yield Factor ETF	X	X	X	-	-	-	-
Fidelity International High Dividend ETF	-	-	-	-	-	-	X
Fidelity International Multifactor ETF	-	-	-	-	-	-	X
Fidelity International Value Factor ETF	-	-	-	-	-	-	X
Fidelity Low Volatility Factor ETF	-	-	-	-	-	-	X
Fidelity Magellan ETF	X	X	X	-	-	-	-
Fidelity Metaverse ETF	-	-	-	-	-	-	X
Fidelity Momentum Factor ETF	-	-	-	-	-	-	X
Fidelity MSCI Communication Services Index ETF	-	-	-	-	-	X	-
Fidelity MSCI Consumer Discretionary Index ETF	-	-	-	-	-	X	-
Fidelity MSCI Consumer Staples Index ETF	-	-	-	-	-	X	-
Fidelity MSCI Energy Index ETF	-	-	-	-	-	X	-
Fidelity MSCI Financials Index ETF	-	-	-	-	-	X	-
Fidelity MSCI Health Care Index ETF	-	-	-	-	-	X	-
Fidelity MSCI Industrials Index ETF	-	-	-	-	-	X	-
Fidelity MSCI Information Technology Index ETF	-	-	-	-	-	X	-
Fidelity MSCI Materials Index ETF	-	-	-	-	-	X	-
Fidelity MSCI Real Estate Index ETF	-	-	-	-	-	X	-
Fidelity MSCI Utilities Index ETF	-	-	-	-	-	X	-
Fidelity Preferred Securities & Income ETF	X	X	X	-	-	-	-
Fidelity Quality Factor ETF	-	-	-	-	-	-	X
Fidelity Real Estate Investment ETF	X	X	X	-	-	-	-
Fidelity Small-Mid Multifactor ETF	-	-	-	-	-	-	X
Fidelity Stocks for Inflation ETF	-	-	-	-	-	-	X

<u>TRUST/Fund</u>	<u>FMR UK¹</u>	<u>FMR H.K.²</u>	<u>FMR Japan³</u>	<u>FIA⁴</u>	<u>FIA (UK)⁶</u>	<u>Black-Rock⁷</u>	<u>Geode⁸</u>
FIDELITY COVINGTON TRUST							
Fidelity Sustainable High Yield ETF	X	X	X	–	–	–	–
Fidelity Sustainable U.S. Equity ETF	X	X	X	–	–	–	–
Fidelity U.S. Multifactor ETF	–	–	–	–	–	–	X
Fidelity Value Factor ETF	–	–	–	–	–	–	X
Fidelity Women's Leadership ETF	X	X	X	–	–	–	–
FIDELITY DESTINY PORTFOLIOS							
Fidelity Advisor Capital Development Fund	X	X	X	–	–	–	–
Fidelity Advisor Diversified Stock Fund	X	X	X	–	–	–	–
FIDELITY DEVONSHIRE TRUST							
Fidelity Equity-Income Fund	X	X	X	–	–	–	–
Fidelity Equity-Income K6 Fund	X	X	X	–	–	–	–
Fidelity Mid Cap Value Fund	X	X	X	–	–	–	–
Fidelity Mid Cap Value K6 Fund	X	X	X	–	–	–	–
Fidelity Series All-Sector Equity Fund	X	X	X	–	–	–	–
Fidelity Series Stock Selector Large Cap Value Fund	X	X	X	–	–	–	–
Fidelity Series Value Discovery Fund	X	X	X	–	–	–	–
Fidelity Stock Selector Large Cap Value Fund	X	X	X	–	–	–	–
FIDELITY FINANCIAL TRUST							
Fidelity Convertible Securities Fund	X	X	X	–	–	–	–
Fidelity Equity Dividend Income Fund	X	X	X	–	–	–	–
FIDELITY HANOVER STREET TRUST							
Fidelity Emerging Markets Debt Central Fund	X	X	X	X	X	–	–
Fidelity Emerging Markets Debt Local Currency Central Fund	X	X	X	–	–	–	–
FIDELITY HASTINGS STREET TRUST							
Fidelity Fund	X	X	X	–	–	–	–
Fidelity Growth Discovery Fund	X	X	X	–	–	–	–
Fidelity Mega Cap Stock Fund	X	X	X	–	–	–	–
Fidelity Series Emerging Markets Debt Fund	X	X	X	–	–	–	–
Fidelity Series Emerging Markets Debt Local Currency Fund	X	X	X	–	–	–	–
Fidelity Series Large Cap Stock Fund	X	X	X	–	–	–	–
FIDELITY INVESTMENT TRUST							
Fidelity Canada Fund	X	X	X	X	X	–	–
Fidelity China Region Fund	X	X	X	X	X	–	–
Fidelity Diversified International Fund	X	X	X	X	X	–	–
Fidelity Diversified International K6 Fund	X	X	X	–	–	–	–
Fidelity Emerging Asia Fund	X	X	X	X	X	–	–
Fidelity Emerging Markets Discovery Fund	X	X	X	X	X	–	–
Fidelity Emerging Markets Fund	X	X	X	X	X	–	–
Fidelity Enduring Opportunities Fund	X	X	X	–	–	–	–
Fidelity Europe Fund	X	X	X	X	X	–	–
Fidelity Global Commodity Stock Fund	X	X	X	X	X	–	–
Fidelity Global Equity Income Fund	X	X	X	X	X	–	–
Fidelity Infrastructure Fund	X	X	X	–	–	–	–
Fidelity International Capital Appreciation Fund	X	X	X	X	X	–	–
Fidelity International Capital Appreciation K6 Fund	X	X	X	–	–	–	–
Fidelity International Discovery Fund	X	X	X	X	X	–	–

<u>TRUST/Fund</u>	<u>FMR</u> <u>UK¹</u>	<u>FMR</u> <u>H.K.²</u>	<u>FMR</u> <u>Japan³</u>	<u>FIA⁴</u>	<u>FIA</u> <u>(UK)⁶</u>	<u>Black-</u> <u>Rock⁷</u>	<u>Geode⁸</u>
FIDELITY INVESTMENT TRUST							
Fidelity International Discovery K6 Fund	X	X	X	–	–	–	–
Fidelity International Growth Fund	X	X	X	X	X	–	–
Fidelity International Small Cap Fund	X	X	X	X	X	–	–
Fidelity International Small Cap Opportunities Fund	X	X	X	X	X	–	–
Fidelity International Value Fund	X	X	X	X	X	–	–
Fidelity Japan Fund	X	X	X	X	X	–	–
Fidelity Japan Smaller Companies Fund	X	X	X	X	X	–	–
Fidelity Latin America Fund	X	X	X	X	X	–	–
Fidelity Nordic Fund	X	X	X	X	X	–	–
Fidelity Overseas Fund	X	X	X	X	X	–	–
Fidelity Pacific Basin Fund	X	X	X	X	X	–	–
Fidelity SAI International SMA Completion Fund	X	X	X	–	–	–	–
Fidelity SAI Sustainable Emerging Markets Equity Fund	X	X	X	–	–	–	–
Fidelity SAI Sustainable International Equity Fund	X	X	X	–	–	–	–
Fidelity Series Canada Fund	X	X	X	–	–	–	–
Fidelity Series Emerging Markets Fund	X	X	X	–	–	–	–
Fidelity Series Emerging Markets Opportunities Fund	X	X	X	–	–	–	–
Fidelity Series International Growth Fund	X	X	X	–	–	–	–
Fidelity Series International Small Cap Fund	X	X	X	–	–	–	–
Fidelity Series International Value Fund	X	X	X	–	–	–	–
Fidelity Series Overseas Fund	X	X	X	–	–	–	–
Fidelity Series Select International Small Cap Fund	X	X	X	–	–	–	–
Fidelity Series Sustainable Emerging Markets Fund	X	X	X	–	–	–	–
Fidelity Series Sustainable Non-U.S. Developed Markets Fund	X	X	X	–	–	–	–
Fidelity Total Emerging Markets Fund	X	X	X	X	X	–	–
Fidelity Total International Equity Fund	X	X	X	X	X	–	–
Fidelity Worldwide Fund	X	X	X	X	X	–	–
FIDELITY MAGELLAN FUND							
Fidelity Magellan Fund	X	X	X	–	–	–	–
Fidelity Magellan K6 Fund	X	X	X	–	–	–	–
FIDELITY MT. VERNON STREET TRUST							
Fidelity Equity Growth K6 Fund	X	X	X	–	–	–	–
Fidelity Growth Company Fund	X	X	X	–	–	–	–
Fidelity Growth Company K6 Fund	X	X	X	–	–	–	–
Fidelity Growth Strategies Fund	X	X	X	–	–	–	–
Fidelity Growth Strategies K6 Fund	X	X	X	–	–	–	–
Fidelity New Millennium Fund	X	X	X	–	–	–	–
Fidelity Series Growth Company Fund	–	X	X	–	–	–	–
FIDELITY PURITAN TRUST							
Fidelity Balanced Fund	X	X	X	–	–	–	–
Fidelity Balanced K6 Fund	X	X	X	–	–	–	–
Fidelity Low-Priced Stock Fund	X	X	X	–	–	–	–
Fidelity Low-Priced Stock K6 Fund	X	X	X	–	–	–	–
Fidelity Puritan Fund	X	X	X	–	–	–	–
Fidelity Puritan K6 Fund	X	X	X	–	–	–	–
Fidelity Series Intrinsic Opportunities Fund	X	X	X	–	–	–	–
Fidelity Value Discovery Fund	X	X	X	–	–	–	–
Fidelity Value Discovery K6 Fund	X	X	X	–	–	–	–

<u>TRUST/Fund</u>	<u>FMR UK¹</u>	<u>FMR H.K.²</u>	<u>FMR Japan³</u>	<u>FIA⁴</u>	<u>FIA (UK)⁶</u>	<u>Black- Rock⁷</u>	<u>Geode⁸</u>
FIDELITY SECURITIES FUND							
Fidelity Blue Chip Growth Fund	X	X	X	-	-	-	-
Fidelity Blue Chip Growth K6 Fund	X	X	X	-	-	-	-
Fidelity Blue Chip Value Fund	X	X	X	-	-	-	-
Fidelity Dividend Growth Fund	X	X	X	-	-	-	-
Fidelity Growth & Income Portfolio	X	X	X	-	-	-	-
Fidelity Leveraged Company Stock Fund	X	X	X	-	-	-	-
Fidelity OTC K6 Portfolio	X	X	X	-	-	-	-
Fidelity OTC Portfolio	X	X	X	-	-	-	-
Fidelity Real Estate Income Fund	X	X	X	-	-	-	-
Fidelity Series Blue Chip Growth Fund	-	X	X	-	-	-	-
Fidelity Series Real Estate Income Fund	X	X	X	-	-	-	-
Fidelity Series Small Cap Opportunities Fund	X	X	X	-	-	-	-
Fidelity Small Cap Growth Fund	X	X	X	-	-	-	-
Fidelity Small Cap Growth K6 Fund	X	X	X	-	-	-	-
Fidelity Small Cap Value Fund	X	X	X	-	-	-	-
FIDELITY SELECT PORTFOLIOS							
Automotive Portfolio	X	X	X	-	-	-	-
Banking Portfolio	X	X	X	X	X	-	-
Biotechnology Portfolio	X	X	X	-	-	-	-
Brokerage and Investment Management Portfolio	X	X	X	-	-	-	-
Chemicals Portfolio	X	X	X	-	-	-	-
Communication Services Portfolio	X	X	X	-	-	-	-
Construction and Housing Portfolio	X	X	X	-	-	-	-
Consumer Discretionary Portfolio	X	X	X	-	-	-	-
Consumer Staples Portfolio	X	X	X	-	-	-	-
Defense and Aerospace Portfolio	X	X	X	-	-	-	-
Energy Portfolio	X	X	X	-	-	-	-
Fidelity Environment and Alternative Energy Fund	X	X	X	-	-	-	-
Financials Portfolio	X	X	X	-	-	-	-
FinTech Portfolio	X	X	X	-	-	-	-
Gold Portfolio	X	X	X	-	-	-	-
Health Care Portfolio	X	X	X	-	-	-	-
Health Care Services Portfolio	X	X	X	-	-	-	-
Industrials Portfolio	X	X	X	-	-	-	-
Insurance Portfolio	X	X	X	-	-	-	-
Fidelity International Real Estate Fund	X	X	X	-	-	-	-
Enterprise Technology Services Portfolio	X	X	X	-	-	-	-
Leisure Portfolio	X	X	X	-	-	-	-
Materials Portfolio	X	X	X	-	-	-	-
Medical Technology and Devices Portfolio	X	X	X	-	-	-	-
Fidelity Natural Resources Fund	X	X	X	-	-	-	-
Pharmaceuticals Portfolio	X	X	X	-	-	-	-
Retailing Portfolio	X	X	X	-	-	-	-
Fidelity Real Estate Investment Portfolio	X	X	X	-	-	-	-
Semiconductors Portfolio	X	X	X	-	-	-	-
Software and IT Services Portfolio	X	X	X	-	-	-	-
Tech Hardware Portfolio	X	X	X	-	-	-	-

<u>TRUST/Fund</u>	<u>FMR UK¹</u>	<u>FMR H.K.²</u>	<u>FMR Japan³</u>	<u>FIA⁴</u>	<u>FIA (UK)⁶</u>	<u>Black-Rock⁷</u>	<u>Geode⁸</u>
FIDELITY SELECT PORTFOLIOS							
Technology Portfolio	X	X	X	–	–	–	–
Telecommunications Portfolio	X	X	X	–	–	–	–
Fidelity Telecom and Utilities Fund	X	X	X	–	–	–	–
Transportation Portfolio	X	X	X	–	–	–	–
Utilities Portfolio	X	X	X	–	–	–	–
Wireless Portfolio	X	X	X	–	–	–	–
FIDELITY SUMMER STREET TRUST							
Fidelity Agricultural Productivity Fund							
Fidelity Capital & Income Fund	X	X	X	–	–	–	–
Fidelity Climate Action Fund	X	X	X	–	–	–	–
Fidelity Focused High Income Fund	X	X	X	–	–	–	–
Fidelity Global High Income Fund	X	X	X	X	X	–	–
Fidelity Healthy Future Fund	X	X	X	–	–	–	–
Fidelity High Income Fund	X	X	X	–	–	–	–
Fidelity New Markets Income Fund	X	X	X	X	X	–	–
Fidelity SAI High Income Fund	X	X	X	–	–	–	–
Fidelity SAI Sustainable Future Fund	X	X	X	–	–	–	–
Fidelity SAI Sustainable Sector Fund	X	X	X	–	–	–	–
Fidelity SAI Sustainable U.S. Equity Fund	X	X	X	–	–	–	–
Fidelity Series Floating Rate High Income Fund	X	X	X	–	–	–	–
Fidelity Series High Income Fund	X	X	X	–	–	–	–
Fidelity Series Sustainable U.S. Market Fund	X	X	X	–	–	–	–
Fidelity Short Duration High Income Fund	–	X	X	–	–	–	–
Fidelity Sustainable U.S. Equity Fund	X	X	X	–	–	–	–
Fidelity U.S. Low Volatility Equity Fund	X	X	X	–	–	–	–
Fidelity Water Sustainability Fund	X	X	X	–	–	–	–
Fidelity Women's Leadership Fund	X	X	X	–	–	–	–
FIDELITY TREND FUND							
Fidelity Trend Fund	X	X	X	–	–	–	–

¹ The principal business address of FMR Investment Management (UK) Limited (FMR UK) is 1 St. Martin's Le Grand, London, EC1A 4AS, United Kingdom.

² The principal business address of Fidelity Management & Research (Hong Kong) Limited (FMR H.K.) is Floor 19, 41 Connaught Road Central, Hong Kong.

³ The principal business address of Fidelity Management & Research (Japan) Limited (FMR Japan) is Kamiyacho Prime Place, 1-17, Toranomon-4-Chome, Minato-ku, Tokyo, Japan.

⁴ The principal business address of FIL Investment Advisors (FIA) is Pembroke Hall, 42 Crow Lane, Pembroke HM19, Bermuda.

⁵ The principal business address of FIL Investments (Japan) Limited (FIJ) is Tri-Seven Roppongi, 7-7-7 Roppongi, Minato-ku, Tokyo, Japan 106-0032.

⁶ The principal business address of FIL Investment Advisors (UK) Limited (FIA (UK)) is Beech Gate Millfield Lane Lower Kingswood, Tadworth, Surrey KT20 6RP, United Kingdom.

⁷ The principal business address of BlackRock Fund Advisors (BlackRock) is 400 Howard Street, San Francisco, California 94105.

⁸ The principal business address of Geode Capital Management, LLC (Geode) is 100 Summer Street, 12th Floor, Boston, Massachusetts 02110.

APPENDIX C

The following chart lists the lengths of service of each current Trustee or Advisory Board Member of each trust.

Trust	Interested Trustees*		Advisory Board Members		
	<u>Jonathan Chiel</u>	<u>Bettina Doulton</u>	<u>Robert A. Lawrence</u>	<u>Peter S. Lynch</u>	<u>Karen B. Peetz</u>
Fidelity Advisor Series I	n/a	Trustee 2020	Trustee 2020	Advisory Board Member 2003	Advisory Board Member 2023
Fidelity Advisor Series VII	n/a	Trustee 2020	Trustee 2020	Advisory Board Member 2018	Advisory Board Member 2023
Fidelity Advisor Series VIII	Trustee 2016	Trustee 2021	Trustee 2020	Advisory Board Member 2003	Advisory Board Member 2023
Fidelity Capital Trust	n/a	Trustee 2020	Trustee 2020	Advisory Board Member 2003	Advisory Board Member 2023
Fidelity Central Investment Portfolios LLC	n/a	Trustee 2020	Trustee 2020	Advisory Board Member 2004	Advisory Board Member 2023
Fidelity Commonwealth Trust	n/a	Trustee 2020	Trustee 2020	Advisory Board Member 2018	Advisory Board Member 2023
Fidelity Concord Street Trust	Trustee 2016	Trustee 2021	Trustee 2020	Advisory Board Member 2003	Advisory Board Member 2023
Fidelity Contrafund	n/a	Trustee 2020	Trustee 2020	Advisory Board Member 2003	Advisory Board Member 2023
Fidelity Covington Trust	n/a	Trustee 2020	Trustee 2020	Advisory Board Member 2018	Advisory Board Member 2023
Fidelity Destiny Portfolios	n/a	Trustee 2020	Trustee 2020	Advisory Board Member 2003	Advisory Board Member 2023
Fidelity Devonshire Trust	n/a	Trustee 2020	Trustee 2020	Advisory Board Member 2003	Advisory Board Member 2023
Fidelity Financial Trust	n/a	Trustee 2020	Trustee 2020	Advisory Board Member 2003	Advisory Board Member 2023
Fidelity Hanover Street Trust	n/a	Trustee 2020	Trustee 2020	Advisory Board Member 2003	Advisory Board Member 2023
Fidelity Hastings Street Trust	n/a	Trustee 2020	Trustee 2020	Advisory Board Member 2003	Advisory Board Member 2023
Fidelity Investment Trust	Trustee 2016	Trustee 2021	Trustee 2020	Advisory Board Member 2003	Advisory Board Member 2023
Fidelity Magellan Fund	n/a	Trustee 2020	Trustee 2020	Advisory Board Member 2003	Advisory Board Member 2023
Fidelity Mt. Vernon Street Trust	n/a	Trustee 2020	Trustee 2020	Advisory Board Member 2003	Advisory Board Member 2023
Fidelity Puritan Trust	Trustee 2016	Trustee 2021	Trustee 2020	Advisory Board Member 2003	Advisory Board Member 2023
Fidelity Securities Fund	Trustee 2016	Trustee 2021	Trustee 2020	Advisory Board Member 2003	Advisory Board Member 2023
Fidelity Select Portfolios	n/a	Trustee 2020	Trustee 2020	Advisory Board Member 2018	Advisory Board Member 2023
Fidelity Summer Street Trust	n/a	Trustee 2020	Trustee 2020	Advisory Board Member 2003	Advisory Board Member 2023
Fidelity Trend Fund	n/a	Trustee 2020	Trustee 2020	Advisory Board Member 2003	Advisory Board Member 2023

* Trustee has been determined to be “interested” by virtue of, among other things, his affiliation with a trust or various entities under common control with FMR.

Independent Trustees

<u>Trust</u>	<u>Vijay C. Advani</u>	<u>Thomas P. Bostick</u>	<u>Donald F. Donahue</u>	<u>Vicki L. Fuller</u>	<u>Patricia L. Kampling</u>	<u>Thomas A. Kennedy</u>	<u>Oscar Munoz</u>	<u>David M. Thomas</u>	<u>Susan Tomasky</u>	<u>Michael E. Wiley</u>
Fidelity Advisor Series I	Trustee 2023	Trustee 2021	Trustee 2020	Trustee 2020	Trustee 2020	Trustee 2021	Trustee 2021	Trustee 2008	Trustee 2020	Trustee 2020
Fidelity Advisor Series VII	Trustee 2023	Trustee 2021	Trustee 2018	Trustee 2020	Trustee 2020	Trustee 2021	Trustee 2021	Trustee 2008	Trustee 2020	Trustee 2008
Fidelity Advisor Series VIII	Advisory Board Member 2023	Trustee 2021	Trustee 2020	Trustee 2020	Trustee 2020	Trustee 2021	Trustee 2021	Trustee 2018	Trustee 2020	Trustee 2020
Fidelity Capital Trust	Trustee 2023	Trustee 2021	Trustee 2020	Trustee 2020	Trustee 2020	Trustee 2021	Trustee 2021	Trustee 2008	Trustee 2020	Trustee 2020
Fidelity Central Investment Portfolios LLC	Trustee 2023	Trustee 2021	Trustee 2020	Trustee 2020	Trustee 2020	Trustee 2021	Trustee 2021	Trustee 2008	Trustee 2020	Trustee 2020
Fidelity Commonwealth Trust	Trustee 2023	Trustee 2021	Trustee 2017	Trustee 2020	Trustee 2020	Trustee 2021	Trustee 2021	Trustee 2018	Trustee 2020	Trustee 2017
Fidelity Concord Street Trust	Advisory Board Member 2023	Trustee 2021	Trustee 2020	Trustee 2020	Trustee 2020	Trustee 2021	Trustee 2021	Trustee 2008	Trustee 2020	Trustee 2020
Fidelity Contrafund	Trustee 2023	Trustee 2021	Trustee 2020	Trustee 2020	Trustee 2020	Trustee 2021	Trustee 2021	Trustee 2008	Trustee 2020	Trustee 2020
Fidelity Covington Trust	Trustee 2023	Trustee 2021	Trustee 2018	Trustee 2020	Trustee 2020	Trustee 2021	Trustee 2021	Trustee 2018	Trustee 2020	Trustee 2013
Fidelity Destiny Portfolios	Trustee 2023	Trustee 2021	Trustee 2020	Trustee 2020	Trustee 2020	Trustee 2021	Trustee 2021	Trustee 2008	Trustee 2020	Trustee 2020
Fidelity Devonshire Trust	Trustee 2023	Trustee 2021	Trustee 2020	Trustee 2020	Trustee 2020	Trustee 2021	Trustee 2021	Trustee 2008	Trustee 2020	Trustee 2020
Fidelity Financial Trust	Trustee 2023	Trustee 2021	Trustee 2020	Trustee 2020	Trustee 2020	Trustee 2021	Trustee 2021	Trustee 2008	Trustee 2020	Trustee 2020
Fidelity Hanover Street Trust	Trustee 2023	Trustee 2021	Trustee 2020	Trustee 2020	Trustee 2020	Trustee 2021	Trustee 2021	Trustee 2008	Trustee 2020	Trustee 2020
Fidelity Hastings Street Trust	Trustee 2023	Trustee 2021	Trustee 2020	Trustee 2020	Trustee 2020	Trustee 2021	Trustee 2021	Trustee 2008	Trustee 2020	Trustee 2020
Fidelity Investment Trust	Advisory Board Member 2023	Trustee 2021	Trustee 2020	Trustee 2020	Trustee 2020	Trustee 2021	Trustee 2021	Trustee 2008	Trustee 2020	Trustee 2020
Fidelity Magellan Fund	Trustee 2023	Trustee 2021	Trustee 2020	Trustee 2020	Trustee 2020	Trustee 2021	Trustee 2021	Trustee 2008	Trustee 2020	Trustee 2020
Fidelity Mt. Vernon Street Trust	Trustee 2023	Trustee 2021	Trustee 2020	Trustee 2020	Trustee 2020	Trustee 2021	Trustee 2021	Trustee 2008	Trustee 2020	Trustee 2020
Fidelity Puritan Trust	Advisory Board Member 2023	Trustee 2021	Trustee 2020	Trustee 2020	Trustee 2020	Trustee 2021	Trustee 2021	Trustee 2008	Trustee 2020	Trustee 2020
Fidelity Securities Fund	Advisory Board Member 2023	Trustee 2021	Trustee 2020	Trustee 2020	Trustee 2020	Trustee 2021	Trustee 2021	Trustee 2008	Trustee 2020	Trustee 2020
Fidelity Select Portfolios	Trustee 2023	Trustee 2021	Trustee 2018	Trustee 2020	Trustee 2020	Trustee 2021	Trustee 2021	Trustee 2018	Trustee 2020	Trustee 2008
Fidelity Summer Street Trust	Trustee 2023	Trustee 2021	Trustee 2020	Trustee 2020	Trustee 2020	Trustee 2021	Trustee 2021	Trustee 2008	Trustee 2020	Trustee 2020
Fidelity Trend Fund	Trustee 2023	Trustee 2021	Trustee 2020	Trustee 2020	Trustee 2020	Trustee 2021	Trustee 2021	Trustee 2008	Trustee 2020	Trustee 2020

Appendix D

Information regarding nominee and Trustee ownership of fund shares as of March 31, 2024 is provided below.

Interested Nominees

Dollar range of fund shares as of March 31, 2024	<u>Bettina Doulton</u>	<u>Robert A. Lawrence</u>
FIDELITY ADVISOR SERIES I		
Fidelity Advisor Balanced Fund	none	none
Fidelity Advisor Dividend Growth Fund	none	none
Fidelity Advisor Equity Growth Fund	none	none
Fidelity Advisor Equity Income Fund	none	none
Fidelity Advisor Equity Value Fund	none	none
Fidelity Advisor Floating Rate High Income Fund	none	none
Fidelity Advisor Growth & Income Fund	none	none
Fidelity Advisor Growth Opportunities Fund	none	none
Fidelity Advisor High Income Advantage Fund	none	none
Fidelity Advisor Large Cap Fund	none	none
Fidelity Advisor Leveraged Company Stock Fund	none	none
Fidelity Advisor Mid Cap II Fund	none	none
Fidelity Advisor Series Equity Growth Fund	none	none
Fidelity Advisor Series Growth Opportunities Fund	none	none
Fidelity Advisor Series Small Cap Fund	none	none
Fidelity Advisor Small Cap Fund	none	none
Fidelity Advisor Stock Selector Mid Cap Fund	none	none
Fidelity Advisor Value Fund	none	none
Fidelity Advisor Value Strategies Fund	none	none
Fidelity Real Estate High Income Fund	none	none
FIDELITY ADVISOR SERIES VII		
Fidelity Advisor Biotechnology Fund	none	none
Fidelity Advisor Consumer Discretionary Fund	none	none
Fidelity Advisor Energy Fund	none	none
Fidelity Advisor Financials Fund	none	none
Fidelity Advisor Global Real Estate Fund	none	none
Fidelity Advisor Health Care Fund	none	none
Fidelity Advisor Industrials Fund	none	none
Fidelity Advisor Real Estate Fund	none	none
Fidelity Advisor Semiconductors Fund	none	none
Fidelity Advisor Technology Fund	none	none
Fidelity Advisor Utilities Fund	none	none
FIDELITY ADVISOR SERIES VIII		
Fidelity Advisor Diversified International Fund	none	none
Fidelity Advisor Emerging Asia Fund	none	none
Fidelity Advisor Focused Emerging Markets Fund	none	none
Fidelity Advisor Global Capital Appreciation Fund	none	none
Fidelity Advisor Global Equity Income Fund	none	none
Fidelity Advisor International Capital Appreciation Fund	none	none
Fidelity Advisor Overseas Fund	none	none
Fidelity Advisor Value Leaders Fund	none	none
FIDELITY CAPITAL TRUST		
Fidelity Capital Appreciation Fund	none	none
Fidelity Disciplined Equity Fund	none	none
Fidelity Focused Stock Fund	none	none
Fidelity Stock Selector All Cap Fund	none	none
Fidelity Stock Selector Small Cap Fund	none	none
Fidelity Value Fund	none	none

**FIDELITY CENTRAL INVESTMENT
PORTFOLIOS LLC**

Fidelity Emerging Markets Equity Central Fund	none	none
Fidelity Floating Rate Central Fund	none	none
Fidelity High Income Central Fund	none	none
Fidelity International Equity Central Fund	none	none
Fidelity Real Estate Equity Central Fund	none	none
Fidelity Specialized High Income Central Fund	none	none
Fidelity U.S. Equity Central Fund	none	none

FIDELITY COMMONWEALTH TRUST

Fidelity® Nasdaq Composite Index® ETF	none	none
---------------------------------------	------	------

FIDELITY CONCORD STREET TRUST

Fidelity 500 Index Fund	none	none
Fidelity Extended Market Index Fund	none	none
Fidelity Flex 500 Index Fund	none	none
Fidelity Founders Fund	none	none
Fidelity International Index Fund	none	none
Fidelity Large Cap Stock Fund	none	none
Fidelity Large Cap Stock K6 Fund	none	none
Fidelity Mid-Cap Stock Fund	none	none
Fidelity Mid-Cap Stock K6 Fund	none	none
Fidelity® Nasdaq Composite Index® Fund	none	none
Fidelity SAI International Small Cap Index Fund	none	none
Fidelity SAI Japan Stock Index Fund	none	none
Fidelity Series International Index Fund	none	none
Fidelity Series Small Cap Core Fund	none	none
Fidelity Series Small Cap Discovery Fund	none	none
Fidelity Series Total Market Index Fund	none	none
Fidelity Small Cap Discovery Fund	none	none
Fidelity Small Cap Stock Fund	none	none
Fidelity Small Cap Stock K6 Fund	none	none
Fidelity Total Market Index Fund	none	none
Fidelity ZERO Extended Market Index Fund	none	none
Fidelity ZERO International Index Fund	none	none
Fidelity ZERO Large Cap Index Fund	none	none
Fidelity ZERO Total Market Index Fund	none	none

FIDELITY CONTRAFUND

Fidelity Advisor New Insights Fund	none	none
Fidelity Contrafund	none	none
Fidelity Contrafund K6	none	none
Fidelity Series Opportunistic Insights Fund	none	none

FIDELITY COVINGTON TRUST

Fidelity Blue Chip Growth ETF	none	none
Fidelity Blue Chip Value ETF	none	none
Fidelity Clean Energy ETF	none	none
Fidelity Cloud Computing ETF	none	none
Fidelity Crypto Industry and Digital Payments ETF	none	none
Fidelity Digital Health ETF	none	none
Fidelity Disruptive Automation ETF	none	none
Fidelity Disruptive Communications ETF	none	none
Fidelity Disruptive Finance ETF	none	none
Fidelity Disruptive Medicine ETF	none	none
Fidelity Disruptive Technology ETF	none	none
Fidelity Disruptors ETF	none	none
Fidelity Dividend ETF for Rising Rates	none	none
Fidelity Electric Vehicles and Future Transportation ETF	none	none
Fidelity Emerging Markets Multifactor ETF	none	none
Fidelity Enhanced International ETF	none	none

Dollar range of fund shares
as of March 31, 2024

Bettina Doulton

Robert A. Lawrence

Fidelity Enhanced Large Cap Core ETF	none	none
Fidelity Enhanced Large Cap Growth ETF	none	none
Fidelity Enhanced Large Cap Value ETF	none	none
Fidelity Enhanced Mid Cap ETF	none	none
Fidelity Enhanced Small Cap ETF	none	none
Fidelity Fundamental Large Cap Core ETF	none	none
Fidelity Fundamental Large Cap Growth ETF	none	none
Fidelity Fundamental Large Cap Value ETF	none	none
Fidelity Fundamental Small-Mid Cap ETF	none	none
Fidelity High Dividend ETF	none	none
Fidelity High Yield Factor ETF	none	none
Fidelity International High Dividend ETF	none	none
Fidelity International Multifactor ETF	none	none
Fidelity International Value Factor ETF	none	none
Fidelity Low Volatility Factor ETF	none	none
Fidelity Magellan ETF	none	none
Fidelity Metaverse ETF	none	none
Fidelity Momentum Factor ETF	none	none
Fidelity MSCI Communication Services Index ETF	none	none
Fidelity MSCI Consumer Discretionary Index ETF	none	none
Fidelity MSCI Consumer Staples Index ETF	none	none
Fidelity MSCI Energy Index ETF	none	none
Fidelity MSCI Financials Index ETF	none	none
Fidelity MSCI Health Care Index ETF	none	none
Fidelity MSCI Industrials Index ETF	none	none
Fidelity MSCI Information Technology Index ETF	none	none
Fidelity MSCI Materials Index ETF	none	none
Fidelity MSCI Real Estate Index ETF	none	none
Fidelity MSCI Utilities Index ETF	none	none
Fidelity Preferred Securities & Income ETF	none	none
Fidelity Quality Factor ETF	none	none
Fidelity Real Estate Investment ETF	none	none
Fidelity Small-Mid Multifactor ETF	none	none
Fidelity Stocks for Inflation ETF	none	none
Fidelity Sustainable High Yield ETF	none	none
Fidelity Sustainable U.S. Equity ETF	none	none
Fidelity U.S. Multifactor ETF	none	none
Fidelity Value Factor ETF	none	none
Fidelity Women's Leadership ETF	none	none

FIDELITY DESTINY PORTFOLIOS

Fidelity Advisor Capital Development Fund	none	none
Fidelity Advisor Diversified Stock Fund	none	none

FIDELITY DEVONSHIRE TRUST

Fidelity Equity-Income Fund	none	none
Fidelity Equity-Income K6 Fund	none	none
Fidelity Mid Cap Value Fund	none	none
Fidelity Mid Cap Value K6 Fund	none	none
Fidelity Series All-Sector Equity Fund	none	none
Fidelity Series Stock Selector Large Cap Value Fund	none	none
Fidelity Series Value Discovery Fund	none	none
Fidelity Stock Selector Large Cap Value Fund	none	none

FIDELITY FINANCIAL TRUST

Fidelity Convertible Securities Fund	none	none
Fidelity Equity Dividend Income Fund	none	none

FIDELITY HASTINGS STREET TRUST

Fidelity Fund	none	none
Fidelity Growth Discovery Fund	none	none
Fidelity Mega Cap Stock Fund	none	none

Dollar range of fund shares as of March 31, 2024	<u>Bettina Doulton</u>	<u>Robert A. Lawrence</u>
Fidelity Series Emerging Markets Debt Fund	none	none
Fidelity Series Emerging Markets Debt Local Currency Fund	none	none
Fidelity Series Large Cap Stock Fund	none	none
FIDELITY INVESTMENT TRUST		
Fidelity Canada Fund	none	none
Fidelity China Region Fund	none	none
Fidelity Diversified International Fund	none	none
Fidelity Diversified International K6 Fund	none	none
Fidelity Emerging Asia Fund	none	none
Fidelity Emerging Markets Discovery Fund	none	none
Fidelity Emerging Markets Fund	none	none
Fidelity Enduring Opportunities Fund	none	none
Fidelity Europe Fund	none	none
Fidelity Global Commodity Stock Fund	none	none
Fidelity Global Equity Income Fund	none	none
Fidelity Infrastructure Fund	none	none
Fidelity International Capital Appreciation Fund	none	none
Fidelity International Capital Appreciation K6 Fund	none	none
Fidelity International Discovery Fund	none	none
Fidelity International Discovery K6 Fund	none	none
Fidelity International Growth Fund	none	none
Fidelity International Small Cap Fund	none	none
Fidelity International Small Cap Opportunities Fund	none	none
Fidelity International Value Fund	none	none
Fidelity Japan Fund	none	none
Fidelity Japan Smaller Companies Fund	none	none
Fidelity Latin America Fund	none	none
Fidelity Nordic Fund	none	none
Fidelity Overseas Fund	none	none
Fidelity Pacific Basin Fund	none	none
Fidelity SAI International SMA Completion Fund	none	none
Fidelity SAI Sustainable Emerging Markets Equity Fund	none	none
Fidelity SAI Sustainable International Equity Fund	none	none
Fidelity Series Canada Fund	none	none
Fidelity Series Emerging Markets Fund	none	none
Fidelity Series Emerging Markets Opportunities Fund	none	none
Fidelity Series International Growth Fund	none	none
Fidelity Series International Small Cap Fund	none	none
Fidelity Series International Value Fund	none	none
Fidelity Series Overseas Fund	none	none
Fidelity Series Select International Small Cap Fund	none	none
Fidelity Series Sustainable Emerging Markets Fund	none	none
Fidelity Series Sustainable Non-U.S. Developed Markets Fund	none	none
Fidelity Sustainable Emerging Markets Equity Fund	none	none
Fidelity Sustainable International Equity Fund	none	none
Fidelity Total Emerging Markets Fund	none	none
Fidelity Total International Equity Fund	none	none
Fidelity Worldwide Fund	none	none
FIDELITY MAGELLAN FUND		
Fidelity Magellan Fund	none	none
Fidelity Magellan K6 Fund	none	none

Dollar range of fund shares
as of March 31, 2024

Bettina Doulton

Robert A. Lawrence

FIDELITY MT. VERNON STREET TRUST

Fidelity Equity Growth K6 Fund	none	none
Fidelity Growth Company Fund	none	none
Fidelity Growth Company K6 Fund	over \$100,000	none
Fidelity Growth Strategies Fund	none	none
Fidelity Growth Strategies K6 Fund	none	none
Fidelity® New Millennium Fund®	none	none
Fidelity Series Growth Company Fund	none	none

FIDELITY PURITAN TRUST

Fidelity Balanced Fund	none	none
Fidelity Balanced K6 Fund	none	none
Fidelity Low-Priced Stock Fund	none	none
Fidelity Low-Priced Stock K6 Fund	none	none
Fidelity® Puritan® Fund	none	over \$100,000
Fidelity Puritan K6 Fund	none	none
Fidelity Series Intrinsic Opportunities Fund	none	none
Fidelity Value Discovery Fund	none	none
Fidelity Value Discovery K6 Fund	none	none

FIDELITY SECURITIES FUND

Fidelity Blue Chip Growth Fund	none	\$10,001 – \$50,000
Fidelity Blue Chip Growth K6 Fund	none	none
Fidelity Blue Chip Value Fund	none	none
Fidelity Dividend Growth Fund	none	none
Fidelity Growth & Income Portfolio	none	none
Fidelity Leveraged Company Stock Fund	none	none
Fidelity OTC K6 Portfolio	none	none
Fidelity OTC Portfolio	none	\$10,001 – \$50,000
Fidelity Real Estate Income Fund	none	none
Fidelity Series Blue Chip Growth Fund	none	none
Fidelity Series Real Estate Income Fund	none	none
Fidelity Series Small Cap Opportunities Fund	none	none
Fidelity Small Cap Growth Fund	none	none
Fidelity Small Cap Growth K6 Fund	none	none
Fidelity Small Cap Value Fund	none	none

FIDELITY SELECT PORTFOLIOS

Fidelity Environment and Alternative Energy Fund	none	none
Fidelity International Real Estate Fund	none	none
Fidelity Natural Resources Fund	none	none
Fidelity Real Estate Investment Portfolio	none	none
Fidelity Telecom and Utilities Fund	none	none
Automotive Portfolio	none	none
Banking Portfolio	none	none
Biotechnology Portfolio	none	none
Brokerage and Investment Management Portfolio	none	none
Chemicals Portfolio	none	none
Communication Services Portfolio	none	none
Construction and Housing Portfolio	none	none
Consumer Discretionary Portfolio	none	none
Consumer Staples Portfolio	none	none
Defense and Aerospace Portfolio	none	none
Energy Portfolio	none	none
Financials Portfolio	none	none
FinTech Portfolio	none	none
Gold Portfolio	none	none
Health Care Portfolio	none	none
Health Care Services Portfolio	none	none
Industrials Portfolio	none	none
Insurance Portfolio	none	none
Enterprise Technology Services Portfolio	none	none

Dollar range of fund shares
as of March 31, 2024

	<u>Bettina Doulton</u>	<u>Robert A. Lawrence</u>
Leisure Portfolio	none	none
Materials Portfolio	none	none
Medical Technology and Devices Portfolio	none	none
Pharmaceuticals Portfolio	none	none
Retailing Portfolio	none	none
Semiconductors Portfolio	none	none
Software and IT Services Portfolio	none	none
Tech Hardware Portfolio	none	none
Technology Portfolio	none	none
Telecommunications Portfolio	none	none
Transportation Portfolio	none	none
Utilities Portfolio	none	none
Wireless Portfolio	none	none
FIDELITY SUMMER STREET TRUST		
Fidelity Agricultural Productivity Fund	none	none
Fidelity Capital & Income Fund	none	Over \$100,000
Fidelity Climate Action Fund	none	none
Fidelity Focused High Income Fund	none	\$10,001 – \$50,000
Fidelity Global High Income Fund	none	none
Fidelity Healthy Future Fund	none	none
Fidelity High Income Fund	none	none
Fidelity New Markets Income Fund	none	none
Fidelity SAI High Income Fund	none	none
Fidelity SAI Sustainable Future Fund	none	none
Fidelity SAI Sustainable Sector Fund	none	none
Fidelity SAI Sustainable U.S. Equity Fund	none	none
Fidelity Series Floating Rate High Income Fund	none	none
Fidelity Series High Income Fund	none	none
Fidelity Series Sustainable U.S. Market Fund	none	none
Fidelity Short Duration High Income Fund	none	none
Fidelity Sustainable U.S. Equity Fund	none	none
Fidelity U.S. Low Volatility Equity Fund	none	none
Fidelity Water Sustainability Fund	none	none
Fidelity Women’s Leadership Fund	none	none
FIDELITY TREND FUND		
Fidelity Trend Fund	none	none
AGGREGATE DOLLAR RANGE OF FUND SHARES IN ALL FUNDS OVERSEEN WITHIN FUND FAMILY	over \$100,000	over \$100,000

Independent Nominees

Dollar range of fund shares as of March 31, 2024	<u>Vijay C. Advani</u>	<u>Thomas P. Bostick</u>	<u>Donald F. Donahue</u>	<u>Vicki L. Fuller</u>	<u>Patricia L. Kampling</u>	<u>Thomas A. Kennedy</u>
FIDELITY ADVISOR SERIES I						
Fidelity Advisor Balanced Fund	none	none	none	none	none	none
Fidelity Advisor Dividend Growth Fund	none	none	none	none	none	none
Fidelity Advisor Equity Growth Fund	none	none	none	none	none	none
Fidelity Advisor Equity Income Fund	none	none	none	none	none	none
Fidelity Advisor Equity Value Fund	none	none	none	none	none	none
Fidelity Advisor Floating Rate High Income Fund	none	none	none	none	none	none
Fidelity Advisor Growth & Income Fund	none	none	none	none	none	none
Fidelity Advisor Growth Opportunities Fund	none	none	none	none	none	none
Fidelity Advisor High Income Advantage Fund	none	none	none	none	none	none
Fidelity Advisor Large Cap Fund	none	none	none	none	none	none
Fidelity Advisor Leveraged Company Stock Fund	none	none	none	none	none	none
Fidelity Advisor Mid Cap II Fund	none	none	none	none	none	none
Fidelity Advisor Series Equity Growth Fund	none	none	none	none	none	none
Fidelity Advisor Series Growth Opportunities Fund	none	none	none	none	none	none
Fidelity Advisor Series Small Cap Fund	none	none	none	none	none	none
Fidelity Advisor Small Cap Fund	none	none	none	none	none	none
Fidelity Advisor Stock Selector Mid Cap Fund	none	none	none	none	none	none
Fidelity Advisor Value Fund	none	none	none	none	none	none
Fidelity Advisor Value Strategies Fund	none	none	none	none	none	none
Fidelity Real Estate High Income Fund	none	none	none	none	none	none
FIDELITY ADVISOR SERIES VII						
Fidelity Advisor Biotechnology Fund	none	none	none	none	none	none
Fidelity Advisor Consumer Discretionary Fund	none	none	none	none	none	none
Fidelity Advisor Energy Fund	none	none	none	none	none	none
Fidelity Advisor Financials Fund	none	none	none	none	none	none
Fidelity Advisor Global Real Estate Fund	none	none	none	none	none	none
Fidelity Advisor Health Care Fund	none	none	none	none	none	none

Dollar range of fund shares as of March 31, 2024	Vijay C. Advani	Thomas P. Bostick	Donald F. Donahue	Vicki L. Fuller	Patricia L. Kampling	Thomas A. Kennedy
Fidelity Advisor Industrials Fund	none	none	none	none	none	none
Fidelity Advisor Real Estate Fund	none	none	none	none	none	none
Fidelity Advisor Semiconductors Fund	none	none	none	none	none	none
Fidelity Advisor Technology Fund	none	none	none	none	none	none
Fidelity Advisor Utilities Fund	none	none	none	none	none	none
FIDELITY ADVISOR SERIES VIII						
Fidelity Advisor Diversified International Fund	none	none	none	none	none	none
Fidelity Advisor Emerging Asia Fund	none	none	none	none	none	none
Fidelity Advisor Focused Emerging Markets Fund	none	none	none	none	none	none
Fidelity Advisor Global Capital Appreciation Fund	none	none	none	none	none	none
Fidelity Advisor Global Equity Income Fund	none	none	none	none	none	none
Fidelity Advisor International Capital Appreciation Fund	none	none	none	none	none	none
Fidelity Advisor Overseas Fund	none	none	none	none	none	none
Fidelity Advisor Value Leaders Fund	none	none	none	none	none	none
FIDELITY CAPITAL TRUST						
Fidelity Capital Appreciation Fund	none	none	none	none	none	none
Fidelity Disciplined Equity Fund	none	none	none	none	none	none
Fidelity Focused Stock Fund	none	none	none	none	none	none
Fidelity Stock Selector All Cap Fund	none	none	none	none	none	none
Fidelity Stock Selector Small Cap Fund	none	none	none	none	over \$100,000	none
Fidelity Value Fund	none	none	none	\$50,001–\$100,000	none	none
FIDELITY CENTRAL INVESTMENT PORTFOLIOS LLC						
Fidelity Emerging Markets Equity Central Fund	none	none	none	none	none	none
Fidelity Floating Rate Central Fund	none	none	none	none	none	none
Fidelity High Income Central Fund	none	none	none	none	none	none
Fidelity International Equity Central Fund	none	none	none	none	none	none
Fidelity Real Estate Equity Central Fund	none	none	none	none	none	none
Fidelity Specialized High Income Central Fund	none	none	none	none	none	none
Fidelity U.S. Equity Central Fund	none	none	none	none	none	none

Dollar range of fund shares as of March 31, 2024	<u>Vijay C. Advani</u>	<u>Thomas P. Bostick</u>	<u>Donald F. Donahue</u>	<u>Vicki L. Fuller</u>	<u>Patricia L. Kamplung</u>	<u>Thomas A. Kennedy</u>
FIDELITY COMMONWEALTH TRUST						
Fidelity® Nasdaq Composite Index® ETF	none	none	none	none	none	none
FIDELITY CONCORD STREET TRUST						
Fidelity 500 Index Fund	none	none	none	none	\$10,001–\$50,000	none
Fidelity Extended Market Index Fund	none	none	none	none	none	none
Fidelity Flex 500 Index Fund	none	none	none	none	none	none
Fidelity Founders Fund	none	none	none	none	over \$100,000	none
Fidelity International Index Fund	none	none	none	none	over \$100,000	none
Fidelity Large Cap Stock Fund	none	none	none	none	none	none
Fidelity Large Cap Stock K6 Fund	none	none	none	none	none	none
Fidelity Mid-Cap Stock Fund	none	none	none	none	none	none
Fidelity Mid-Cap Stock K6 Fund	none	none	none	none	none	none
Fidelity® Nasdaq Composite Index® Fund	none	none	none	none	none	none
Fidelity SAI International Small Cap Index Fund	none	none	none	none	none	none
Fidelity SAI Japan Stock Index Fund	none	none	none	none	none	none
Fidelity Series International Index Fund	none	none	none	none	none	none
Fidelity Series Small Cap Core Fund	none	none	none	none	none	none
Fidelity Series Small Cap Discovery Fund	none	none	none	none	none	none
Fidelity Series Total Market Index Fund	none	none	none	none	none	none
Fidelity Small Cap Discovery Fund	none	none	none	none	none	none
Fidelity Small Cap Stock Fund	none	none	none	none	none	none
Fidelity Small Cap Stock K6 Fund	none	none	none	none	none	none
Fidelity Total Market Index Fund	none	none	none	over \$100,000	none	none
Fidelity ZERO Extended Market Index Fund	none	none	none	none	none	none
Fidelity ZERO International Index Fund	none	none	none	none	none	none
Fidelity ZERO Large Cap Index Fund	none	none	none	none	none	none
Fidelity ZERO Total Market Index Fund	none	none	none	none	none	none
FIDELITY CONTRAFUND						
Fidelity Advisor New Insights Fund	none	none	none	none	none	none
Fidelity Contrafund	\$50,001–\$100,000	\$50,001–\$100,000	none	\$10,001–\$50,000	none	none
Fidelity Contrafund K6	none	none	none	none	none	none
Fidelity Series Opportunistic Insights Fund	none	none	none	none	none	none

Dollar range of fund shares as of March 31, 2024	<u>Vijay C. Advani</u>	<u>Thomas P. Bostick</u>	<u>Donald F. Donahue</u>	<u>Vicki L. Fuller</u>	<u>Patricia L. Kampling</u>	<u>Thomas A. Kennedy</u>
FIDELITY COVINGTON TRUST						
Fidelity Blue Chip Growth ETF	none	none	none	none	none	none
Fidelity Blue Chip Value ETF	none	none	none	none	none	none
Fidelity Clean Energy ETF	none	none	none	none	none	none
Fidelity Cloud Computing ETF	none	none	none	none	none	none
Fidelity Crypto Industry and Digital Payments ETF	none	none	none	none	none	none
Fidelity Digital Health ETF	none	none	none	none	none	none
Fidelity Disruptive Automation ETF	none	none	none	none	none	none
Fidelity Disruptive Communications ETF	none	none	none	none	none	none
Fidelity Disruptive Finance ETF	none	none	none	none	none	none
Fidelity Disruptive Medicine ETF	none	none	none	none	none	none
Fidelity Disruptive Technology ETF	none	none	none	none	none	none
Fidelity Disruptors ETF	none	none	none	none	none	none
Fidelity Dividend ETF for Rising Rates	none	none	none	none	none	none
Fidelity Electric Vehicles and Future Transportation ETF	none	none	none	none	none	none
Fidelity Emerging Markets Multifactor ETF	none	none	none	none	none	none
Fidelity Enhanced International ETF	none	none	none	none	none	none
Fidelity Enhanced Large Cap Core ETF	none	none	none	none	none	none
Fidelity Enhanced Large Cap Growth ETF	none	none	none	none	none	none
Fidelity Enhanced Large Cap Value ETF	none	none	none	none	none	none
Fidelity Enhanced Mid Cap ETF	none	none	none	none	none	none
Fidelity Enhanced Small Cap ETF	none	none	none	none	none	none
Fidelity Fundamental Large Cap Core ETF	none	none	none	none	none	none
Fidelity Fundamental Large Cap Growth ETF	none	none	none	none	none	none
Fidelity Fundamental Large Cap Value ETF	none	none	none	none	none	none
Fidelity Fundamental Small-Mid Cap ETF	none	none	none	none	none	none
Fidelity High Dividend ETF	none	none	none	none	none	none
Fidelity High Yield Factor ETF	none	none	none	none	none	none
Fidelity International High Dividend ETF	none	none	none	none	none	none
Fidelity International Multifactor ETF	none	none	none	none	none	none
Fidelity International Value Factor ETF	none	none	none	none	none	none
Fidelity Low Volatility Factor ETF	none	none	none	none	none	none

Dollar range of fund shares as of March 31, 2024	Vijay C. Advani	Thomas P. Bostick	Donald F. Donahue	Vicki L. Fuller	Patricia L. Kamplung	Thomas A. Kennedy
Fidelity Magellan ETF	none	none	none	none	none	none
Fidelity Metaverse ETF	none	none	none	none	none	none
Fidelity Momentum Factor ETF	none	none	none	none	none	none
Fidelity MSCI Communication Services Index ETF	none	none	none	none	none	none
Fidelity MSCI Consumer Discretionary Index ETF	none	none	none	none	none	none
Fidelity MSCI Consumer Staples Index ETF	none	none	none	none	none	none
Fidelity MSCI Energy Index ETF	none	none	none	none	none	none
Fidelity MSCI Financials Index ETF	none	none	none	none	none	none
Fidelity MSCI Health Care Index ETF	none	none	none	none	none	none
Fidelity MSCI Industrials Index ETF	none	none	none	none	none	none
Fidelity MSCI Information Technology Index ETF	none	none	none	none	none	none
Fidelity MSCI Materials Index ETF	none	none	none	none	none	none
Fidelity MSCI Real Estate Index ETF	none	none	none	none	none	none
Fidelity MSCI Utilities Index ETF	none	none	none	none	none	none
Fidelity Preferred Securities & Income ETF	none	none	none	none	none	none
Fidelity Quality Factor ETF	none	none	none	none	none	none
Fidelity Real Estate Investment ETF	none	none	none	none	none	none
Fidelity Small-Mid Multifactor ETF	none	none	none	none	none	none
Fidelity Stocks for Inflation ETF	none	none	none	none	none	none
Fidelity Sustainable High Yield ETF	none	none	none	none	none	none
Fidelity Sustainable U.S. Equity ETF	none	none	none	none	none	none
Fidelity U.S. Multifactor ETF	none	none	none	none	none	none
Fidelity Value Factor ETF	none	none	none	none	none	none
Fidelity Women's Leadership ETF	none	none	none	none	none	none
FIDELITY DESTINY PORTFOLIOS						
Fidelity Advisor Capital Development Fund	none	none	none	none	none	none
Fidelity Advisor Diversified Stock Fund	none	none	none	none	none	none
FIDELITY DEVONSHIRE TRUST						
Fidelity Equity-Income Fund	none	none	over \$100,000	none	none	none
Fidelity Equity-Income K6 Fund	none	none	none	none	none	none
Fidelity Mid Cap Value Fund	none	none	none	none	none	none
Fidelity Mid Cap Value K6 Fund	none	none	none	none	none	none

Dollar range of fund shares as of March 31, 2024	<u>Vijay C. Advani</u>	<u>Thomas P. Bostick</u>	<u>Donald F. Donahue</u>	<u>Vicki L. Fuller</u>	<u>Patricia L. Kamplung</u>	<u>Thomas A. Kennedy</u>
Fidelity Series All-Sector Equity Fund	none	none	none	none	none	none
Fidelity Series Stock Selector Large Cap Value Fund	none	none	none	none	none	none
Fidelity Series Value Discovery Fund	none	none	none	none	none	none
Fidelity Stock Selector Large Cap Value Fund	none	none	none	over \$100,000	none	none
FIDELITY FINANCIAL TRUST						
Fidelity Convertible Securities Fund	none	none	none	none	none	none
Fidelity Equity Dividend Income Fund	none	none	none	none	none	none
FIDELITY HANOVER STREET TRUST						
Fidelity Emerging Markets Debt Central Fund	none	none	none	none	none	none
Fidelity Emerging Markets Debt Local Currency Central Fund	none	none	none	none	none	none
FIDELITY HASTINGS STREET TRUST						
Fidelity Fund	none	none	none	none	none	none
Fidelity Growth Discovery Fund	none	none	none	none	none	over \$100,000
Fidelity Mega Cap Stock Fund	none	none	none	none	none	none
Fidelity Series Emerging Markets Debt Fund	none	none	none	none	none	none
Fidelity Series Emerging Markets Debt Local Currency Fund	none	none	none	none	none	none
Fidelity Series Large Cap Stock Fund	none	none	none	none	none	none
FIDELITY INVESTMENT TRUST						
Fidelity Canada Fund	none	none	none	none	none	none
Fidelity China Region Fund	none	none	none	none	none	none
Fidelity Diversified International Fund	none	none	none	\$1–\$10,000	none	none
Fidelity Diversified International K6 Fund	none	none	none	none	none	none
Fidelity Emerging Asia Fund	none	none	none	none	none	none
Fidelity Emerging Markets Discovery Fund	none	none	none	none	none	none
Fidelity Emerging Markets Fund	none	none	none	\$10,001–\$50,000	none	none
Fidelity Enduring Opportunities Fund	none	none	none	none	none	none
Fidelity Europe Fund	none	none	none	none	none	none
Fidelity Global Commodity Stock Fund	none	none	none	none	none	none
Fidelity Global Equity Income Fund	\$50,001–\$100,000	none	none	none	none	none
Fidelity Infrastructure Fund	none	none	none	none	none	none

Dollar range of fund shares as of March 31, 2024	Vijay C. Advani	Thomas P. Bostick	Donald F. Donahue	Vicki L. Fuller	Patricia L. Kampling	Thomas A. Kennedy
Fidelity International Capital Appreciation Fund	none	none	none	none	none	none
Fidelity International Capital Appreciation K6 Fund	none	none	none	none	none	none
Fidelity International Discovery Fund	none	none	none	\$1–\$10,000	none	none
Fidelity International Discovery K6 Fund	none	none	none	none	none	none
Fidelity International Growth Fund	none	none	none	\$1–\$10,000	none	none
Fidelity International Small Cap Fund	none	none	none	none	none	none
Fidelity International Small Cap Opportunities Fund	none	none	none	none	none	none
Fidelity International Value Fund	none	none	none	none	none	none
Fidelity Japan Fund	none	none	none	none	none	none
Fidelity Japan Smaller Companies Fund	none	none	none	none	\$50,001–\$100,000	none
Fidelity Latin America Fund	none	none	none	none	\$50,001–\$100,000	none
Fidelity Nordic Fund	none	none	none	none	none	none
Fidelity Overseas Fund	none	none	over \$100,000	none	none	none
Fidelity Pacific Basin Fund	none	none	none	none	none	none
Fidelity SAI International SMA Completion Fund	none	none	none	none	\$10,001–\$50,000	none
Fidelity SAI Sustainable Emerging Markets Equity Fund	none	none	none	none	none	none
Fidelity SAI Sustainable International Equity Fund	none	none	none	none	none	none
Fidelity Series Canada Fund	none	none	none	none	none	none
Fidelity Series Emerging Markets Fund	none	none	none	none	none	none
Fidelity Series Emerging Markets Opportunities Fund	none	none	none	none	none	none
Fidelity Series International Growth Fund	none	none	none	none	none	none
Fidelity Series International Small Cap Fund	none	none	none	none	none	none
Fidelity Series International Value Fund	none	none	none	none	none	none
Fidelity Series Overseas Fund	none	none	none	none	none	none
Fidelity Series Select International Small Cap Fund	none	none	none	none	none	none
Fidelity Series Sustainable Emerging Markets Fund	none	none	none	none	none	none
Fidelity Series Sustainable Non-U.S. Developed Markets Fund	none	none	none	none	none	none
Fidelity Sustainable Emerging Markets Equity Fund	none	none	none	none	none	none

Dollar range of fund shares as of March 31, 2024	Vijay C. Advani	Thomas P. Bostick	Donald F. Donahue	Vicki L. Fuller	Patricia L. Kampling	Thomas A. Kennedy
Fidelity Sustainable International Equity Fund	none	none	none	none	none	none
Fidelity Total Emerging Markets Fund	none	none	none	none	none	none
Fidelity Total International Equity Fund	none	none	none	none	none	none
Fidelity Worldwide Fund	none	none	none	none	none	none
FIDELITY MAGELLAN FUND						
Fidelity Magellan Fund	none	none	none	none	none	none
Fidelity Magellan K6 Fund	none	none	none	none	none	none
FIDELITY MT. VERNON STREET TRUST						
Fidelity Equity Growth K6 Fund	none	none	none	none	none	none
Fidelity Growth Company Fund	none	none	none	none	none	none
Fidelity Growth Company K6 Fund	none	none	none	none	none	none
Fidelity Growth Strategies Fund	none	none	none	none	none	none
Fidelity Growth Strategies K6 Fund	none	none	none	none	none	none
Fidelity® New Millennium Fund®	none	none	none	none	none	none
Fidelity Series Growth Company Fund	none	none	none	none	none	none
FIDELITY PURITAN TRUST						
Fidelity Balanced Fund	none	none	none	over \$100,000	none	none
Fidelity Balanced K6 Fund	none	none	none	none	\$1–\$10,000	none
Fidelity Low-Priced Stock Fund	none	none	none	none	none	none
Fidelity Low-Priced Stock K6 Fund	none	none	none	none	none	none
Fidelity® Puritan® Fund	none	none	none	none	none	none
Fidelity Puritan K6 Fund	none	none	none	none	none	none
Fidelity Series Intrinsic Opportunities Fund	none	none	none	none	none	none
Fidelity Value Discovery Fund	none	none	none	none	none	none
Fidelity Value Discovery K6 Fund	none	none	none	none	none	none
FIDELITY SECURITIES FUND						
Fidelity Blue Chip Growth Fund	none	none	none	\$50,001–\$100,000	none	over \$100,000
Fidelity Blue Chip Growth K6 Fund	none	none	none	none	none	none
Fidelity Blue Chip Value Fund	none	none	none	none	none	none
Fidelity Dividend Growth Fund	none	none	none	none	none	none
Fidelity Growth & Income Portfolio	none	none	none	none	none	none
Fidelity Leveraged Company Stock Fund	none	none	none	none	none	none
Fidelity OTC K6 Portfolio	none	none	none	none	none	none
Fidelity OTC Portfolio	none	none	none	none	none	none
Fidelity Real Estate Income Fund	none	none	none	none	none	none

Dollar range of fund shares as of March 31, 2024	Vijay C. Advani	Thomas P. Bostick	Donald F. Donahue	Vicki L. Fuller	Patricia L. Kampling	Thomas A. Kennedy
Fidelity Series Blue Chip Growth Fund	none	none	none	none	none	none
Fidelity Series Real Estate Income Fund	none	none	none	none	none	none
Fidelity Series Small Cap Opportunities Fund	none	none	none	none	none	none
Fidelity Small Cap Growth Fund	none	none	none	\$1–\$10,000	none	none
Fidelity Small Cap Growth K6 Fund	none	none	none	none	none	none
Fidelity Small Cap Value Fund	none	none	none	none	none	none
FIDELITY SELECT PORTFOLIOS						
Automotive Portfolio	none	none	none	none	none	none
Banking Portfolio	none	none	none	none	none	none
Biotechnology Portfolio	none	\$10,001–\$50,000	none	none	none	over \$100,000
Brokerage and Investment Management Portfolio	none	none	none	none	none	none
Chemicals Portfolio	none	none	none	none	none	none
Communication Services Portfolio	none	none	none	none	none	none
Construction and Housing Portfolio	none	none	none	none	none	none
Consumer Discretionary Portfolio	none	none	none	none	none	none
Consumer Staples Portfolio	none	none	none	none	none	none
Defense and Aerospace Portfolio	none	none	none	none	\$50,001–\$100,000	none
Energy Portfolio	none	none	none	none	none	none
Financials Portfolio	none	none	none	none	none	none
FinTech Portfolio	none	\$10,001–\$50,000	none	none	none	none
Gold Portfolio	none	none	none	none	none	none
Health Care Portfolio	none	none	over \$100,000	\$10,001–\$50,000	none	none
Health Care Services Portfolio	\$50,001–\$100,000	none	none	none	none	none
Industrials Portfolio	none	none	none	none	none	none
Insurance Portfolio	none	none	none	none	none	none
Fidelity International Real Estate Fund	none	none	none	none	none	none
Enterprise Technology Services Portfolio	none	none	none	none	none	none
Fidelity Environment and Alternative Energy Fund	\$50,001–\$100,000	none	none	none	none	none
Leisure Portfolio	none	none	none	none	none	none
Materials Portfolio	none	none	none	none	none	none
Medical Technology and Devices Portfolio	none	none	none	none	none	none
Fidelity Natural Resources Fund	none	none	none	none	none	none
Pharmaceuticals Portfolio	none	none	none	none	none	none
Retailing Portfolio	none	none	none	none	none	none
Fidelity Real Estate Investment Portfolio	none	none	none	none	none	none
Semiconductors Portfolio	none	over \$100,000	none	none	none	none
Software and IT Services Portfolio	none	\$10,001–\$50,000	none	none	none	none
Tech Hardware Portfolio	none	none	none	none	none	none
Technology Portfolio	none	\$50,001–\$100,000	over \$100,000	none	none	over \$100,000

Dollar range of fund shares as of March 31, 2024	Vijay C. Advani	Thomas P. Bostick	Donald F. Donahue	Vicki L. Fuller	Patricia L. Kampling	Thomas A. Kennedy
Telecommunications Portfolio	none	none	none	none	none	none
Fidelity Telecom and Utilities Fund	none	none	none	none	none	none
Transportation Portfolio	none	none	none	none	none	none
Utilities Portfolio	none	none	none	none	over \$100,000	none
Wireless Portfolio	none	none	none	none	none	none
FIDELITY SUMMER STREET TRUST						
Fidelity Agricultural Productivity Fund	none	none	none	none	none	none
Fidelity Capital & Income Fund	none	none	none	none	none	none
Fidelity Climate Action Fund	none	none	over \$100,000	none	\$50,001–\$100,000	none
Fidelity Focused High Income Fund	none	none	none	none	none	none
Fidelity Global High Income Fund	none	none	none	none	none	none
Fidelity Healthy Future Fund	none	none	none	none	none	none
Fidelity High Income Fund	none	none	over \$100,000	none	none	none
Fidelity New Markets Income Fund	none	none	none	none	none	none
Fidelity SAI High Income Fund	none	none	none	none	none	none
Fidelity SAI Sustainable Future Fund	none	none	none	none	none	none
Fidelity SAI Sustainable Sector Fund	none	none	none	none	none	none
Fidelity SAI Sustainable U.S. Equity Fund	none	none	none	none	none	none
Fidelity Series Floating Rate High Income Fund	none	none	none	none	none	none
Fidelity Series High Income Fund	none	none	none	none	none	none
Fidelity Series Sustainable U.S. Market Fund	none	none	none	none	none	none
Fidelity Short Duration High Income Fund	none	none	none	none	none	none
Fidelity Sustainable U.S. Equity Fund	none	none	none	none	none	none
Fidelity U.S. Low Volatility Equity Fund	none	none	none	none	none	none
Fidelity Water Sustainability Fund	none	none	none	none	none	none
Fidelity Women's Leadership Fund	none	none	none	none	over \$100,000	none
FIDELITY TREND FUND						
Fidelity Trend Fund	none	none	none	none	none	none
AGGREGATE DOLLAR RANGE OF FUND SHARES IN ALL FUNDS OVERSEEN WITHIN FUND FAMILY						
	over \$100,000	over \$100,000	over \$100,000	over \$100,000	over \$100,000	over \$100,000

Dollar range of fund shares as of March 31, 2024	Oscar Munoz	Karen B. Peetz	David M. Thomas	Susan Tomasky	Michael E. Wiley
FIDELITY ADVISOR SERIES I					
Fidelity Advisor Balanced Fund	none	none	none	none	none
Fidelity Advisor Dividend Growth Fund	none	none	none	none	none
Fidelity Advisor Equity Growth Fund	none	none	none	none	none
Fidelity Advisor Equity Income Fund	none	none	none	none	none
Fidelity Advisor Equity Value Fund	none	none	none	none	none
Fidelity Advisor Floating Rate High Income Fund	none	none	none	none	none
Fidelity Advisor Growth & Income Fund	none	none	none	none	none
Fidelity Advisor Growth Opportunities Fund	none	none	none	none	none
Fidelity Advisor High Income Advantage Fund	none	none	none	none	none
Fidelity Advisor Large Cap Fund	none	none	none	none	none
Fidelity Advisor Leveraged Company Stock Fund	none	none	none	none	none
Fidelity Advisor Mid Cap II Fund	none	none	none	none	none
Fidelity Advisor Series Equity Growth Fund	none	none	none	none	none
Fidelity Advisor Series Growth Opportunities Fund	none	none	none	none	none
Fidelity Advisor Series Small Cap Fund	none	none	none	none	none
Fidelity Advisor Small Cap Fund	none	none	none	none	none
Fidelity Advisor Stock Selector Mid Cap Fund	none	none	none	none	none
Fidelity Advisor Value Fund	none	none	none	none	none
Fidelity Advisor Value Strategies Fund	none	none	none	none	none
Fidelity Real Estate High Income Fund	none	none	none	none	none
FIDELITY ADVISOR SERIES VII					
Fidelity Advisor Biotechnology Fund	none	none	none	none	none
Fidelity Advisor Consumer Discretionary Fund	none	none	none	none	none
Fidelity Advisor Energy Fund	none	none	none	none	none
Fidelity Advisor Financials Fund	none	none	none	none	none
Fidelity Advisor Global Real Estate Fund	none	none	none	none	none
Fidelity Advisor Health Care Fund	none	none	none	none	none
Fidelity Advisor Industrials Fund	none	none	none	none	none
Fidelity Advisor Real Estate Fund	none	none	none	none	none
Fidelity Advisor Semiconductors Fund	none	none	none	none	none
Fidelity Advisor Technology Fund	none	none	none	none	none
Fidelity Advisor Utilities Fund	none	none	none	none	none
FIDELITY ADVISOR SERIES VIII					
Fidelity Advisor Diversified International Fund	none	none	none	none	none
Fidelity Advisor Emerging Asia Fund	none	none	none	none	none
Fidelity Advisor Focused Emerging Markets Fund	none	none	none	none	\$10,001 – \$50,000
Fidelity Advisor Global Capital Appreciation Fund	none	none	none	none	none
Fidelity Advisor Global Equity Income Fund	none	none	none	none	none
Fidelity Advisor International Capital Appreciation Fund	none	none	none	none	none
Fidelity Advisor Overseas Fund	none	none	none	none	none
Fidelity Advisor Value Leaders Fund	none	none	none	none	none
FIDELITY CAPITAL TRUST					
Fidelity Capital Appreciation Fund	none	none	none	none	none
Fidelity Disciplined Equity Fund	none	none	none	none	none
Fidelity Focused Stock Fund	none	none	none	none	none
Fidelity Stock Selector All Cap Fund	none	none	none	none	none
Fidelity Stock Selector Small Cap Fund	none	\$50,001 – \$100,000	none	none	none
Fidelity Value Fund	none	\$50,001 – \$100,000	none	none	none
FIDELITY CENTRAL INVESTMENT PORTFOLIOS LLC					
Fidelity Emerging Markets Equity Central Fund	none	none	none	none	none
Fidelity Floating Rate Central Fund	none	none	none	none	none
Fidelity High Income Central Fund	none	none	none	none	none
Fidelity International Equity Central Fund	none	none	none	none	none
Fidelity Real Estate Equity Central Fund	none	none	none	none	none
Fidelity Specialized High Income Central Fund	none	none	none	none	none
Fidelity U.S. Equity Central Fund	none	none	none	none	none
FIDELITY COMMONWEALTH TRUST					
Fidelity® Nasdaq Composite Index® ETF	none	none	none	none	none

Dollar range of fund shares as of March 31, 2024	Oscar Munoz	Karen B. Peetz	David M. Thomas	Susan Tomasky	Michael E. Wiley
FIDELITY CONCORD STREET TRUST					
Fidelity 500 Index Fund	none	none	none	none	none
Fidelity Extended Market Index Fund	none	none	none	none	none
Fidelity Flex 500 Index Fund	none	none	none	none	none
Fidelity Founders Fund	none	none	none	none	none
Fidelity International Index Fund	none	none	none	none	none
Fidelity Large Cap Stock Fund	none	none	none	none	none
Fidelity Large Cap Stock K6 Fund	none	none	none	none	none
Fidelity Mid-Cap Stock Fund	none	none	none	none	\$50,001 – \$100,000
Fidelity Mid-Cap Stock K6 Fund	none	none	none	none	none
Fidelity® Nasdaq Composite Index® Fund	none	none	none	none	none
Fidelity SAI International Small Cap Index Fund	none	none	none	none	none
Fidelity SAI Japan Stock Index Fund	none	none	none	none	none
Fidelity Series International Index Fund	none	none	none	none	none
Fidelity Series Small Cap Core Fund	none	none	none	none	none
Fidelity Series Small Cap Discovery Fund	none	none	none	none	none
Fidelity Series Total Market Index Fund	none	none	none	none	none
Fidelity Small Cap Discovery Fund	none	none	none	none	none
Fidelity Small Cap Stock Fund	none	none	none	none	none
Fidelity Small Cap Stock K6 Fund	none	none	none	none	none
Fidelity Total Market Index Fund	none	none	none	none	none
Fidelity ZERO Extended Market Index Fund	none	none	none	none	none
Fidelity ZERO International Index Fund	none	none	none	none	none
Fidelity ZERO Large Cap Index Fund	none	none	none	none	none
Fidelity ZERO Total Market Index Fund	none	none	none	none	none
FIDELITY CONTRAFUND					
Fidelity Advisor New Insights Fund	none	none	none	none	none
Fidelity Contrafund	none	none	over \$100,000	over \$100,000	over \$100,000
Fidelity Contrafund K6	none	none	none	none	none
Fidelity Series Opportunistic Insights Fund	none	none	none	none	none
FIDELITY COVINGTON TRUST					
Fidelity Blue Chip Growth ETF	none	none	none	none	none
Fidelity Blue Chip Value ETF	none	none	none	none	none
Fidelity Clean Energy ETF	none	none	none	none	none
Fidelity Cloud Computing ETF	none	none	none	none	none
Fidelity Crypto Industry and Digital Payments ETF	none	none	none	none	none
Fidelity Digital Health ETF	none	none	none	none	none
Fidelity Disruptive Automation ETF	none	none	none	none	none
Fidelity Disruptive Communications ETF	none	none	none	none	none
Fidelity Disruptive Finance ETF	none	none	none	none	none
Fidelity Disruptive Medicine ETF	none	none	none	none	none
Fidelity Disruptive Technology ETF	none	none	none	none	none
Fidelity Disruptors ETF	none	none	none	none	none
Fidelity Dividend ETF for Rising Rates	none	none	none	none	none
Fidelity Electric Vehicles and Future Transportation ETF	none	none	none	none	none
Fidelity Emerging Markets Multifactor ETF	none	none	none	none	none
Fidelity Enhanced International ETF	none	none	none	none	none
Fidelity Enhanced Large Cap Core ETF	none	none	none	none	none
Fidelity Enhanced Large Cap Growth ETF	none	none	none	none	none
Fidelity Enhanced Large Cap Value ETF	none	none	none	none	none
Fidelity Enhanced Mid Cap ETF	none	none	none	none	none
Fidelity Enhanced Small Cap ETF	none	none	none	none	none
Fidelity Fundamental Large Cap Core ETF	none	none	none	none	none
Fidelity Fundamental Large Cap Growth ETF	none	none	none	none	none
Fidelity Fundamental Large Cap Value ETF	none	none	none	none	none
Fidelity Fundamental Small-Mid Cap ETF	none	none	none	none	none
Fidelity High Dividend ETF	none	none	none	none	none
Fidelity High Yield Factor ETF	none	none	none	none	none
Fidelity International High Dividend ETF	none	none	none	none	none
Fidelity International Multifactor ETF	none	none	none	none	none
Fidelity International Value Factor ETF	none	none	none	none	none

Dollar range of fund shares as of March 31, 2024	Oscar <u>Munoz</u>	Karen B. <u>Peetz</u>	David M. <u>Thomas</u>	Susan <u>Tomasky</u>	Michael E. <u>Wiley</u>
Fidelity Low Volatility Factor ETF	none	none	none	none	none
Fidelity Magellan ETF	none	none	none	none	none
Fidelity Metaverse ETF	none	none	none	none	none
Fidelity Momentum Factor ETF	none	none	none	none	none
Fidelity MSCI Communication Services Index ETF	none	none	none	none	none
Fidelity MSCI Consumer Discretionary Index ETF	none	none	none	none	none
Fidelity MSCI Consumer Staples Index ETF	none	none	none	none	none
Fidelity MSCI Energy Index ETF	none	none	none	none	none
Fidelity MSCI Financials Index ETF	none	none	none	none	none
Fidelity MSCI Health Care Index ETF	none	none	none	none	none
Fidelity MSCI Industrials Index ETF	none	none	none	none	none
Fidelity MSCI Information Technology Index ETF	none	none	none	none	none
Fidelity MSCI Materials Index ETF	none	none	none	none	none
Fidelity MSCI Real Estate Index ETF	none	none	none	none	none
Fidelity MSCI Utilities Index ETF	none	none	none	none	none
Fidelity Preferred Securities & Income ETF	none	none	none	none	none
Fidelity Quality Factor ETF	none	none	none	none	none
Fidelity Real Estate Investment ETF	none	none	none	none	none
Fidelity Small-Mid Multifactor ETF	none	none	none	none	none
Fidelity Stocks for Inflation ETF	none	none	none	none	none
Fidelity Sustainable High Yield ETF	none	none	none	none	none
Fidelity Sustainable U.S. Equity ETF	none	none	none	none	none
Fidelity U.S. Multifactor ETF	none	none	none	none	none
Fidelity Value Factor ETF	none	none	none	none	none
Fidelity Women's Leadership ETF	none	none	none	none	none
FIDELITY DESTINY PORTFOLIOS					
Fidelity Advisor Capital Development Fund	none	none	none	none	none
Fidelity Advisor Diversified Stock Fund	none	none	none	none	none
FIDELITY DEVONSHIRE TRUST					
Fidelity Equity-Income Fund	none	none	\$1 – \$10,000	none	over \$100,000
Fidelity Equity-Income K6 Fund	none	none	none	none	none
Fidelity Mid Cap Value Fund	none	none	none	none	none
Fidelity Mid Cap Value K6 Fund	none	none	none	none	none
Fidelity Series All-Sector Equity Fund	none	none	none	none	none
Fidelity Series Stock Selector Large Cap Value Fund	none	none	none	none	none
Fidelity Series Value Discovery Fund	none	none	none	none	none
Fidelity Stock Selector Large Cap Value Fund	none	none	none	none	none
FIDELITY FINANCIAL TRUST					
Fidelity Convertible Securities Fund	none	none	\$10,001 – \$50,000	none	none
Fidelity Equity Dividend Income Fund	none	none	\$10,001 – \$50,000	none	none
FIDELITY HANOVER STREET TRUST					
Fidelity Emerging Markets Debt Central Fund	none	none	none	none	none
Fidelity Emerging Markets Debt Local Currency Central Fund	none	none	none	none	none
FIDELITY HASTINGS STREET TRUST					
Fidelity Fund	none	none	none	none	none
Fidelity Growth Discovery Fund	none	none	none	none	over \$100,000
Fidelity Mega Cap Stock Fund	none	none	none	none	none
Fidelity Series Emerging Markets Debt Fund	none	none	none	none	none
Fidelity Series Emerging Markets Debt Local Currency Fund	none	none	none	none	none
Fidelity Series Large Cap Stock Fund	none	none	none	none	none
FIDELITY INVESTMENT TRUST					
Fidelity Canada Fund	none	none	none	none	none
Fidelity China Region Fund	none	none	none	none	none
Fidelity Diversified International Fund	none	10,0001 – \$50,000	over \$100,000	none	over \$100,000
Fidelity Diversified International K6 Fund	none	none	none	none	none
Fidelity Emerging Asia Fund	none	none	none	none	none

Dollar range of fund shares as of March 31, 2024	Oscar Munoz	Karen B. Peetz	David M. Thomas	Susan Tomasky	Michael E. Wiley
Fidelity Emerging Markets Discovery Fund	none	none	none	none	none
Fidelity Emerging Markets Fund	none	none	over \$100,000	none	\$50,001 – \$100,000
Fidelity Enduring Opportunities Fund	none	none	none	none	none
Fidelity Europe Fund	none	none	none	none	none
Fidelity Global Commodity Stock Fund	none	none	none	none	none
Fidelity Global Equity Income Fund	none	none	none	none	none
Fidelity Infrastructure Fund	none	none	none	none	none
Fidelity International Capital Appreciation Fund	none	none	\$1 – \$10,000	none	\$10,001 – \$50,000
Fidelity International Capital Appreciation K6 Fund	none	none	none	none	none
Fidelity International Discovery Fund	none	none	none	none	\$10,001 – \$50,000
Fidelity International Discovery K6 Fund	none	none	none	none	none
Fidelity International Growth Fund	none	none	none	none	none
Fidelity International Small Cap Fund	none	none	none	none	none
Fidelity International Small Cap Opportunities Fund	none	none	none	none	none
Fidelity International Value Fund	none	none	none	none	none
Fidelity Japan Fund	none	none	none	none	none
Fidelity Japan Smaller Companies Fund	none	none	none	none	none
Fidelity Latin America Fund	none	none	none	none	none
Fidelity Nordic Fund	none	none	none	none	none
Fidelity Overseas Fund	none	none	\$1 – \$10,000	none	none
Fidelity Pacific Basin Fund	none	none	none	none	none
Fidelity SAI International SMA Completion Fund	none	none	none	none	\$50,001 – \$100,000
Fidelity SAI Sustainable Emerging Markets Equity Fund	none	none	none	none	none
Fidelity SAI Sustainable International Equity Fund	none	none	none	none	none
Fidelity Series Canada Fund	none	none	none	none	none
Fidelity Series Emerging Markets Fund	none	none	none	none	none
Fidelity Series Emerging Markets Opportunities Fund	none	none	none	none	none
Fidelity Series International Growth Fund	none	none	none	none	none
Fidelity Series International Small Cap Fund	none	none	none	none	none
Fidelity Series International Value Fund	none	none	none	none	none
Fidelity Series Overseas Fund	none	none	none	none	none
Fidelity Series Select International Small Cap Fund	none	none	none	none	none
Fidelity Series Sustainable Emerging Markets Fund	none	none	none	none	none
Fidelity Series Sustainable Non-U.S. Developed Markets Fund	none	none	none	none	none
Fidelity Sustainable Emerging Markets Equity Fund	none	none	none	none	none
Fidelity Sustainable International Equity Fund	none	none	none	none	none
Fidelity Total Emerging Markets Fund	none	none	none	none	none
Fidelity Total International Equity Fund	none	none	none	none	none
Fidelity Worldwide Fund	none	none	none	none	none
FIDELITY MAGELLAN FUND					
Fidelity Magellan Fund	none	none	none	none	none
Fidelity Magellan K6 Fund	none	none	none	none	none
FIDELITY MT. VERNON STREET TRUST					
Fidelity Equity Growth K6 Fund	none	none	none	none	none
Fidelity Growth Company Fund	none	none	\$10,001 – \$50,000	none	over \$100,000
Fidelity Growth Company K6 Fund	none	none	none	none	none
Fidelity Growth Strategies Fund	none	none	none	none	over \$100,000
Fidelity Growth Strategies K6 Fund	none	none	none	none	none
Fidelity® New Millennium Fund®	none	none	\$50,001 – \$100,000	none	over \$100,000
Fidelity Series Growth Company Fund	none	none	none	none	none
FIDELITY PURITAN TRUST					
Fidelity Balanced Fund	none	none	none	none	none
Fidelity Balanced K6 Fund	none	none	none	none	none
Fidelity Low-Priced Stock Fund	none	none	over \$100,000	none	\$50,001 – \$100,000
Fidelity Low-Priced Stock K6 Fund	none	none	none	none	none
Fidelity® Puritan® Fund	none	none	none	none	none
Fidelity Puritan K6 Fund	none	none	none	none	none
Fidelity Series Intrinsic Opportunities Fund	none	none	none	none	none
Fidelity Value Discovery Fund	none	none	none	none	none
Fidelity Value Discovery K6 Fund	none	none	none	none	none

Dollar range of fund shares as of March 31, 2024	Oscar Munoz	Karen B. Peetz	David M. Thomas	Susan Tomasky	Michael E. Wiley
FIDELITY SECURITIES FUND					
Fidelity Blue Chip Growth Fund	none	Over \$100,000	over \$100,000	none	over \$100,000
Fidelity Blue Chip Growth K6 Fund	none	none	none	none	none
Fidelity Blue Chip Value Fund	none	none	none	none	none
Fidelity Dividend Growth Fund	none	none	\$1 – \$10,000	none	none
Fidelity Growth & Income Portfolio	none	\$10,001 – \$50,000	none	none	none
Fidelity Leveraged Company Stock Fund	none	none	none	none	over \$100,000
Fidelity OTC K6 Portfolio	none	none	none	none	none
Fidelity OTC Portfolio	none	none	none	none	none
Fidelity Real Estate Income Fund	none	none	none	none	none
Fidelity Series Blue Chip Growth Fund	none	none	none	none	none
Fidelity Series Real Estate Income Fund	none	none	none	none	none
Fidelity Series Small Cap Opportunities Fund	none	none	none	none	none
Fidelity Small Cap Growth Fund	none	none	none	none	none
Fidelity Small Cap Growth K6 Fund	none	none	none	none	none
Fidelity Small Cap Value Fund	none	none	\$50,001 – \$100,000	none	none
FIDELITY SELECT PORTFOLIOS					
Automotive Portfolio	none	none	none	none	none
Banking Portfolio	none	none	none	none	none
Biotechnology Portfolio	none	none	none	none	none
Brokerage and Investment Management Portfolio	none	none	none	none	none
Chemicals Portfolio	none	none	none	none	none
Communication Services Portfolio	none	none	none	none	over \$100,000
Construction and Housing Portfolio	none	none	none	none	none
Consumer Discretionary Portfolio	none	none	none	none	over \$100,000
Consumer Staples Portfolio	none	none	none	none	none
Defense and Aerospace Portfolio	none	none	none	none	none
Energy Portfolio	none	none	none	none	none
Financials Portfolio	none	none	none	none	none
FinTech Portfolio	none	none	none	none	none
Gold Portfolio	none	none	none	none	none
Health Care Portfolio	none	none	none	none	none
Health Care Services Portfolio	none	none	none	none	none
Industrials Portfolio	none	none	none	none	over \$100,000
Insurance Portfolio	none	none	none	none	over \$100,000
Fidelity International Real Estate Fund	none	none	none	none	none
Enterprise Technology Services Portfolio	none	none	none	none	none
Fidelity Environment and Alternative Energy Fund	none	none	none	none	none
Leisure Portfolio	none	none	none	none	none
Materials Portfolio	none	none	none	none	none
Medical Technology and Devices Portfolio	none	none	none	none	none
Fidelity Natural Resources Fund	none	none	none	none	none
Pharmaceuticals Portfolio	none	none	none	none	none
Retailing Portfolio	none	none	none	none	none
Fidelity Real Estate Investment Portfolio	none	none	none	none	none
Semiconductors Portfolio	none	none	none	none	over \$100,000
Software and IT Services Portfolio	none	none	none	none	none
Tech Hardware Portfolio	none	none	none	none	none
Technology Portfolio	none	none	none	none	over \$100,000
Telecommunications Portfolio	none	none	none	none	none
Fidelity Telecom and Utilities Fund	none	none	none	none	none
Transportation Portfolio	none	none	none	none	none
Utilities Portfolio	none	none	none	none	none
Wireless Portfolio	none	none	none	none	none
FIDELITY SUMMER STREET TRUST					
Fidelity Agricultural Productivity Fund	none	none	none	none	none
Fidelity Capital & Income Fund	none	none	none	none	none
Fidelity Climate Action Fund	none	none	none	none	none
Fidelity Focused High Income Fund	none	none	none	none	none
Fidelity Global High Income Fund	none	none	none	none	none
Fidelity Healthy Future Fund	none	none	none	none	none

Dollar range of fund shares as of <u>March 31, 2024</u>	Oscar <u>Munoz</u>	Karen B. <u>Peetz</u>	David M. <u>Thomas</u>	Susan <u>Tomasky</u>	Michael E. <u>Wiley</u>
Fidelity High Income Fund	none	none	none	none	none
Fidelity New Markets Income Fund	none	none	none	none	none
Fidelity SAI High Income Fund	none	none	none	none	none
Fidelity SAI Sustainable Future Fund	none	none	none	none	none
Fidelity SAI Sustainable Sector Fund	none	none	none	none	none
Fidelity SAI Sustainable U.S. Equity Fund	none	none	none	none	none
Fidelity Series Floating Rate High Income Fund	none	none	none	none	none
Fidelity Series High Income Fund	none	none	none	none	none
Fidelity Series Sustainable U.S. Market Fund	none	none	none	none	none
Fidelity Short Duration High Income Fund	none	none	none	none	none
Fidelity Sustainable U.S. Equity Fund	none	none	none	none	none
Fidelity U.S. Low Volatility Equity Fund	none	none	none	none	none
Fidelity Water Sustainability Fund	none	none	none	none	none
FIDELITY TREND FUND					
Fidelity Trend Fund	none	none	none	none	over \$100,000
AGGREGATE DOLLAR RANGE OF FUND SHARES IN ALL FUNDS OVERSEEN WITHIN FUND FAMILY	none	over \$100,000	over \$100,000	over \$100,000	over \$100,000

Interested Trustees

Dollar range of fund shares
as of March 31, 2024

Jonathan Chiel

FIDELITY ADVISOR SERIES I

Fidelity Advisor Balanced Fund	none
Fidelity Advisor Dividend Growth Fund	none
Fidelity Advisor Equity Growth Fund	none
Fidelity Advisor Equity Income Fund	none
Fidelity Advisor Equity Value Fund	none
Fidelity Advisor Floating Rate High Income Fund	none
Fidelity Advisor Growth & Income Fund	none
Fidelity Advisor Growth Opportunities Fund	none
Fidelity Advisor High Income Advantage Fund	none
Fidelity Advisor Large Cap Fund	none
Fidelity Advisor Leveraged Company Stock Fund	none
Fidelity Advisor Mid Cap II Fund	none
Fidelity Advisor Series Equity Growth Fund	none
Fidelity Advisor Series Growth Opportunities Fund	none
Fidelity Advisor Series Small Cap Fund	none
Fidelity Advisor Small Cap Fund	none
Fidelity Advisor Stock Selector Mid Cap Fund	none
Fidelity Advisor Value Fund	none
Fidelity Advisor Value Strategies Fund	\$10,001 – \$50,000
Fidelity Real Estate High Income Fund	none

FIDELITY ADVISOR SERIES VII

Fidelity Advisor Biotechnology Fund	none
Fidelity Advisor Consumer Discretionary Fund	none
Fidelity Advisor Energy Fund	none
Fidelity Advisor Financials Fund	none
Fidelity Advisor Global Real Estate Fund	none
Fidelity Advisor Health Care Fund	none
Fidelity Advisor Industrials Fund	none
Fidelity Advisor Real Estate Fund	none
Fidelity Advisor Semiconductors Fund	none
Fidelity Advisor Technology Fund	none
Fidelity Advisor Utilities Fund	none

FIDELITY ADVISOR SERIES VIII

Fidelity Advisor Diversified International Fund	none
Fidelity Advisor Emerging Asia Fund	none
Fidelity Advisor Focused Emerging Markets Fund	\$10,001 – \$50,000
Fidelity Advisor Global Capital Appreciation Fund	none
Fidelity Advisor Global Equity Income Fund	none
Fidelity Advisor International Capital Appreciation Fund	none
Fidelity Advisor Overseas Fund	none
Fidelity Advisor Value Leaders Fund	none

FIDELITY CAPITAL TRUST

Fidelity Capital Appreciation Fund	none
Fidelity Disciplined Equity Fund	none
Fidelity Focused Stock Fund	\$50,001 – \$100,000
Fidelity Stock Selector All Cap Fund	none
Fidelity Stock Selector Small Cap Fund	none
Fidelity Value Fund	\$10,001 – \$50,000

FIDELITY CENTRAL INVESTMENT PORTFOLIOS LLC

Fidelity Emerging Markets Equity Central Fund	none
Fidelity Floating Rate Central Fund	none
Fidelity High Income Central Fund	none
Fidelity International Equity Central Fund	none
Fidelity Real Estate Equity Central Fund	none
Fidelity Specialized High Income Central Fund	none
Fidelity U.S. Equity Central Fund	none

Dollar range of fund shares
as of March 31, 2024

Jonathan Chiel

FIDELITY COMMONWEALTH TRUST

Fidelity® Nasdaq Composite Index® ETF none

FIDELITY CONCORD STREET TRUST

Fidelity 500 Index Fund over \$100,000
 Fidelity Extended Market Index Fund \$10,001 – \$50,000
 Fidelity Flex 500 Index Fund none
 Fidelity Founders Fund none
 Fidelity International Index Fund over \$100,000
 Fidelity Large Cap Stock Fund none
 Fidelity Large Cap Stock K6 Fund none
 Fidelity Mid-Cap Stock Fund none
 Fidelity Mid-Cap Stock K6 Fund none
 Fidelity® Nasdaq Composite Index® Fund none
 Fidelity SAI International Small Cap Index Fund none
 Fidelity SAI Japan Stock Index Fund none
 Fidelity Series International Index Fund none
 Fidelity Series Small Cap Core Fund none
 Fidelity Series Small Cap Discovery Fund none
 Fidelity Series Total Market Index Fund none
 Fidelity Small Cap Discovery Fund \$10,001 – \$50,000
 Fidelity Small Cap Stock Fund none
 Fidelity Small Cap Stock K6 Fund none
 Fidelity Total Market Index Fund over \$100,000
 Fidelity ZERO Extended Market Index Fund none
 Fidelity ZERO International Index Fund none
 Fidelity ZERO Large Cap Index Fund none
 Fidelity ZERO Total Market Index Fund none

FIDELITY CONTRAFUND

Fidelity Advisor New Insights Fund none
 Fidelity Contrafund over \$100,000
 Fidelity Contrafund K6 over \$100,000
 Fidelity Series Opportunistic Insights Fund none

FIDELITY COVINGTON TRUST

Fidelity Blue Chip Growth ETF none
 Fidelity Blue Chip Value ETF none
 Fidelity Clean Energy ETF none
 Fidelity Cloud Computing ETF none
 Fidelity Crypto Industry and Digital Payments ETF none
 Fidelity Digital Health ETF none
 Fidelity Disruptive Automation ETF none
 Fidelity Disruptive Communications ETF none
 Fidelity Disruptive Finance ETF none
 Fidelity Disruptive Medicine ETF none
 Fidelity Disruptive Technology ETF none
 Fidelity Disruptors ETF none
 Fidelity Dividend ETF for Rising Rates none
 Fidelity Electric Vehicles and Future Transportation ETF none
 Fidelity Emerging Markets Multifactor ETF none
 Fidelity Enhanced International ETF none
 Fidelity Enhanced Large Cap Core ETF \$10,001 – \$50,000
 Fidelity Enhanced Large Cap Growth ETF none
 Fidelity Enhanced Large Cap Value ETF \$10,001 – \$50,000
 Fidelity Enhanced Mid Cap ETF none
 Fidelity Enhanced Small Cap ETF none
 Fidelity Fundamental Large Cap Core ETF none
 Fidelity Fundamental Large Cap Growth ETF none
 Fidelity Fundamental Large Cap Value ETF none
 Fidelity Fundamental Small-Mid Cap ETF none
 Fidelity High Dividend ETF none
 Fidelity High Yield Factor ETF none
 Fidelity International High Dividend ETF none

Dollar range of fund shares
as of March 31, 2024

Jonathan Chiel

Fidelity International Multifactor ETF	none
Fidelity International Value Factor ETF	none
Fidelity Low Volatility Factor ETF	\$10,001 – \$50,000
Fidelity Magellan ETF	none
Fidelity Metaverse ETF	none
Fidelity Momentum Factor ETF	none
Fidelity MSCI Communication Services Index ETF	none
Fidelity MSCI Consumer Discretionary Index ETF	none
Fidelity MSCI Consumer Staples Index ETF	none
Fidelity MSCI Energy Index ETF	none
Fidelity MSCI Financials Index ETF	none
Fidelity MSCI Health Care Index ETF	none
Fidelity MSCI Industrials Index ETF	none
Fidelity MSCI Information Technology Index ETF	none
Fidelity MSCI Materials Index ETF	none
Fidelity MSCI Real Estate Index ETF	none
Fidelity MSCI Utilities Index ETF	\$10,001 – \$50,000
Fidelity Preferred Securities & Income ETF	none
Fidelity Quality Factor ETF	none
Fidelity Real Estate Investment ETF	none
Fidelity Small-Mid Multifactor ETF	none
Fidelity Stocks for Inflation ETF	none
Fidelity Sustainable High Yield ETF	none
Fidelity Sustainable U.S. Equity ETF	none
Fidelity U.S. Multifactor ETF	none
Fidelity Value Factor ETF	none
Fidelity Women's Leadership ETF	none
FIDELITY DESTINY PORTFOLIOS	
Fidelity Advisor Capital Development Fund	none
Fidelity Advisor Diversified Stock Fund	none
FIDELITY DEVONSHIRE TRUST	
Fidelity Equity-Income Fund	none
Fidelity Equity-Income K6 Fund	none
Fidelity Mid Cap Value Fund	none
Fidelity Mid Cap Value K6 Fund	none
Fidelity Series All-Sector Equity Fund	none
Fidelity Series Stock Selector Large Cap Value Fund	none
Fidelity Series Value Discovery Fund	none
Fidelity Stock Selector Large Cap Value Fund	none
FIDELITY FINANCIAL TRUST	
Fidelity Convertible Securities Fund	none
Fidelity Equity Dividend Income Fund	\$50,001 – \$100,000
FIDELITY HANOVER STREET TRUST	
Fidelity Emerging Markets Debt Central Fund	none
Fidelity Emerging Markets Debt Local Currency Central Fund	none
FIDELITY HASTINGS STREET TRUST	
Fidelity Fund	over \$100,000
Fidelity Growth Discovery Fund	none
Fidelity Mega Cap Stock Fund	none
Fidelity Series Emerging Markets Debt Fund	none
Fidelity Series Emerging Markets Debt Local Currency Fund	none
Fidelity Series Large Cap Stock Fund	none
FIDELITY INVESTMENT TRUST	
Fidelity Canada Fund	none
Fidelity China Region Fund	none
Fidelity Diversified International Fund	none
Fidelity Diversified International K6 Fund	none
Fidelity Emerging Asia Fund	none
Fidelity Emerging Markets Discovery Fund	none
Fidelity Emerging Markets Fund	over \$100,000

Dollar range of fund shares
as of March 31, 2024

	<u>Jonathan Chiel</u>
Fidelity Enduring Opportunities Fund	none
Fidelity Europe Fund	none
Fidelity Global Commodity Stock Fund	\$1 – \$10,000
Fidelity Global Equity Income Fund	none
Fidelity Infrastructure Fund	none
Fidelity International Capital Appreciation Fund	\$50,001 – \$100,000
Fidelity International Capital Appreciation K6 Fund	\$10,001 – \$50,000
Fidelity International Discovery Fund	over \$100,000
Fidelity International Discovery K6 Fund	none
Fidelity International Growth Fund	\$10,001 – \$50,000
Fidelity International Small Cap Fund	\$10,001 – \$50,000
Fidelity International Small Cap Opportunities Fund	\$10,001 – \$50,000
Fidelity International Value Fund	none
Fidelity Japan Fund	none
Fidelity Japan Smaller Companies Fund	none
Fidelity Latin America Fund	none
Fidelity Nordic Fund	none
Fidelity Overseas Fund	over \$100,000
Fidelity Pacific Basin Fund	none
Fidelity SAI International SMA Completion Fund	\$1 – \$10,000
Fidelity SAI Sustainable Emerging Markets Equity Fund	none
Fidelity SAI Sustainable International Equity Fund	none
Fidelity Series Canada Fund	none
Fidelity Series Emerging Markets Fund	none
Fidelity Series Emerging Markets Opportunities Fund	none
Fidelity Series International Growth Fund	none
Fidelity Series International Small Cap Fund	none
Fidelity Series International Value Fund	none
Fidelity Series Overseas Fund	none
Fidelity Series Select International Small Cap Fund	none
Fidelity Series Sustainable Emerging Markets Fund	none
Fidelity Series Sustainable Non-U.S. Developed Markets Fund	none
Fidelity Sustainable Emerging Markets Equity Fund	none
Fidelity Sustainable International Equity Fund	none
Fidelity Total Emerging Markets Fund	none
Fidelity Total International Equity Fund	over \$100,000
Fidelity Worldwide Fund	\$10,001 – \$50,000
FIDELITY MAGELLAN FUND	
Fidelity Magellan Fund	\$10,001 – \$50,000
Fidelity Magellan K6 Fund	none
FIDELITY MT. VERNON STREET TRUST	
Fidelity Equity Growth K6 Fund	none
Fidelity Growth Company Fund	over \$100,000
Fidelity Growth Company K6 Fund	\$10,001 – \$50,000
Fidelity Growth Strategies Fund	none
Fidelity Growth Strategies K6 Fund	none
Fidelity® New Millennium Fund®	\$10,001 – \$50,000
Fidelity Series Growth Company Fund	none
FIDELITY PURITAN TRUST	
Fidelity Balanced Fund	\$50,001 – \$100,000
Fidelity Balanced K6 Fund	none
Fidelity Low-Priced Stock Fund	none
Fidelity Low-Priced Stock K6 Fund	none
Fidelity® Puritan® Fund	none
Fidelity Puritan K6 Fund	none
Fidelity Series Intrinsic Opportunities Fund	none
Fidelity Value Discovery Fund	\$50,001 – \$100,000
Fidelity Value Discovery K6 Fund	\$10,001 – \$50,000

Dollar range of fund shares
as of March 31, 2024

Jonathan Chiel

FIDELITY SECURITIES FUND

Fidelity Blue Chip Growth Fund	\$10,001 – \$50,000
Fidelity Blue Chip Growth K6 Fund	\$50,001 – \$100,000
Fidelity Blue Chip Value Fund	none
Fidelity Dividend Growth Fund	\$10,001 – \$50,000
Fidelity Growth & Income Portfolio	over \$100,000
Fidelity Leveraged Company Stock Fund	\$10,001 – \$50,000
Fidelity OTC K6 Portfolio	none
Fidelity OTC Portfolio	none
Fidelity Real Estate Income Fund	none
Fidelity Series Blue Chip Growth Fund	none
Fidelity Series Real Estate Income Fund	none
Fidelity Series Small Cap Opportunities Fund	none
Fidelity Small Cap Growth Fund	none
Fidelity Small Cap Growth K6 Fund	none
Fidelity Small Cap Value Fund	none

FIDELITY SELECT PORTFOLIOS

Automotive Portfolio	none
Banking Portfolio	none
Biotechnology Portfolio	none
Brokerage and Investment Management Portfolio	none
Chemicals Portfolio	none
Communication Services Portfolio	none
Construction and Housing Portfolio	none
Consumer Discretionary Portfolio	none
Consumer Staples Portfolio	none
Defense and Aerospace Portfolio	none
Energy Portfolio	none
Financials Portfolio	none
FinTech Portfolio	none
Gold Portfolio	none
Health Care Portfolio	none
Health Care Services Portfolio	none
Industrials Portfolio	none
Insurance Portfolio	none
International Real Estate Fund	none
Enterprise Technology Services Portfolio	none
Fidelity Environment and Alternative Energy Fund	none
Leisure Portfolio	none
Materials Portfolio	none
Medical Technology and Devices Portfolio	none
Fidelity Natural Resources Fund	none
Pharmaceuticals Portfolio	none
Retailing Portfolio	none
Fidelity Real Estate Investment Portfolio	none
Semiconductors Portfolio	none
Software and IT Services Portfolio	none
Tech Hardware Portfolio	none
Technology Portfolio	none
Telecommunications Portfolio	none
Fidelity Telecom and Utilities Fund	none
Transportation Portfolio	none
Utilities Portfolio	none
Wireless Portfolio	none

FIDELITY SUMMER STREET TRUST

Fidelity Agricultural Productivity Fund	none
Fidelity Capital & Income Fund	none
Fidelity Climate Action Fund	none
Fidelity Focused High Income Fund	none
Fidelity Global High Income Fund	none
Fidelity Healthy Future Fund	none

Dollar range of fund shares
as of March 31, 2024

Jonathan Chiel

Fidelity High Income Fund	none
Fidelity New Markets Income Fund	none
Fidelity SAI High Income Fund	none
Fidelity SAI Sustainable Future Fund	none
Fidelity SAI Sustainable Sector Fund	none
Fidelity SAI Sustainable U.S. Equity Fund	none
Fidelity Series Floating Rate High Income Fund	none
Fidelity Series High Income Fund	none
Fidelity Series Sustainable U.S. Market Fund	none
Fidelity Short Duration High Income Fund	none
Fidelity Sustainable U.S. Equity Fund	none
Fidelity U.S. Low Volatility Equity Fund	none
Fidelity Water Sustainability Fund	none
Fidelity Women's Leadership Fund	none
FIDELITY TREND FUND	
Fidelity Trend Fund	none
AGGREGATE DOLLAR RANGE OF FUND SHARES IN ALL FUNDS OVERSEEN WITHIN FUND FAMILY	over \$100,000

APPENDIX E

The following table sets forth information describing the compensation of each Trustee and member of the Advisory Board for his or her services, for each fund's fiscal year end (refer to Appendix A for fiscal year end information) or the calendar year ended December 31, 2023, as applicable. Jonathan Chiel, Bettina Doulton, Robert A. Lawrence, and Peter S. Lynch are interested persons and are compensated by Fidelity.

AGGREGATE COMPENSATION FROM A FUND	Vijay C. Advani	Thomas P. Bostick	Donald F. Donahue	Vicki L. Fuller	Patricia L. Kampling	Thomas A. Kennedy
FIDELITY ADVISOR SERIES I						
Fidelity Advisor Balanced Fund	\$ 163	\$ 1,950	\$ 2,090	\$ 1,950	\$ 1,950	\$ 1,950
Fidelity Advisor Dividend Growth Fund	\$ 107	\$ 344	\$ 369	\$ 344	\$ 344	\$ 344
Fidelity Advisor Equity Growth Fund	\$ 689	\$ 1,871	\$ 2,011	\$ 1,871	\$ 1,871	\$ 1,871
Fidelity Advisor Equity Income Fund	\$ 176	\$ 565	\$ 608	\$ 565	\$ 565	\$ 565
Fidelity Advisor Equity Value Fund	\$ 20	\$ 68	\$ 74	\$ 68	\$ 68	\$ 68
Fidelity Advisor Floating Rate High Income Fund ²	\$ 831	\$ 3,635	\$ 3,903	\$ 3,365	\$ 3,365	\$ 3,365
Fidelity Advisor Growth & Income Fund	\$ 100	\$ 285	\$ 306	\$ 285	\$ 285	\$ 285
Fidelity Advisor Growth Opportunities Fund	\$ 1,606	\$ 4,728	\$ 5,081	\$ 4,728	\$ 4,728	\$ 4,728
Fidelity Advisor High Income Advantage Fund	\$ 137	\$ 570	\$ 612	\$ 570	\$ 570	\$ 570
Fidelity Advisor Large Cap Fund	\$ 111	\$ 335	\$ 360	\$ 335	\$ 335	\$ 335
Fidelity Advisor Leveraged Company Stock Fund	\$ –	\$ 305	\$ 326	\$ 305	\$ 305	\$ 305
Fidelity Advisor Mid Cap II Fund	\$ 167	\$ 429	\$ 461	\$ 429	\$ 429	\$ 429
Fidelity Advisor Series Equity Growth Fund	\$ 98	\$ 307	\$ 330	\$ 307	\$ 307	\$ 307
Fidelity Advisor Series Growth Opportunities Fund	\$ 69	\$ 217	\$ 233	\$ 217	\$ 217	\$ 217
Fidelity Advisor Series Small Cap Fund	\$ 39	\$ 123	\$ 133	\$ 123	\$ 123	\$ 123
Fidelity Advisor Small Cap Fund	\$ 181	\$ 573	\$ 616	\$ 573	\$ 573	\$ 573
Fidelity Advisor Stock Selector Mid Cap Fund	\$ 187	\$ 605	\$ 650	\$ 605	\$ 605	\$ 605
Fidelity Advisor Value Fund	\$ 25	\$ 117	\$ 126	\$ 117	\$ 117	\$ 117
Fidelity Advisor Value Strategies Fund	\$ 161	\$ 487	\$ 523	\$ 487	\$ 487	\$ 487
Fidelity Real Estate High Income Fund	\$ 56	\$ 201	\$ 215	\$ 201	\$ 201	\$ 201
FIDELITY ADVISOR SERIES VII						
Fidelity Advisor Biotechnology Fund	\$ –	\$ 532	\$ 570	\$ 532	\$ 532	\$ 532
Fidelity Advisor Consumer Discretionary Fund	\$ –	\$ 129	\$ 139	\$ 129	\$ 129	\$ 129
Fidelity Advisor Energy Fund	\$ –	\$ 455	\$ 487	\$ 455	\$ 455	\$ 455
Fidelity Advisor Financials Fund	\$ –	\$ 160	\$ 171	\$ 160	\$ 160	\$ 160
Fidelity Advisor Global Real Estate Fund	\$ –	\$ 2	\$ 2	\$ 2	\$ 2	\$ 2
Fidelity Advisor Health Care Fund	\$ –	\$ 1,785	\$ 1,912	\$ 1,785	\$ 1,785	\$ 1,785
Fidelity Advisor Industrials Fund	\$ –	\$ 154	\$ 165	\$ 154	\$ 154	\$ 154
Fidelity Advisor Real Estate Fund	\$ –	\$ 95	\$ 101	\$ 95	\$ 95	\$ 95
Fidelity Advisor Semiconductors Fund	\$ –	\$ 263	\$ 282	\$ 263	\$ 263	\$ 263
Fidelity Advisor Technology Fund	\$ –	\$ 1,166	\$ 1,248	\$ 1,166	\$ 1,166	\$ 1,166
Fidelity Advisor Utilities Fund	\$ –	\$ 268	\$ 287	\$ 268	\$ 268	\$ 268
FIDELITY ADVISOR SERIES VIII						
Fidelity Advisor Diversified International Fund	\$ 103	\$ 438	\$ 471	\$ 438	\$ 438	\$ 438
Fidelity Advisor Emerging Asia Fund	\$ 32	\$ 140	\$ 150	\$ 140	\$ 140	\$ 140
Fidelity Advisor Focused Emerging Markets Fund	\$ 253	\$ 864	\$ 928	\$ 864	\$ 864	\$ 864
Fidelity Advisor Global Capital Appreciation Fund	\$ 7	\$ 28	\$ 31	\$ 28	\$ 28	\$ 28
Fidelity Advisor Global Equity Income Fund	\$ 8	\$ 27	\$ 29	\$ 27	\$ 27	\$ 27
Fidelity Advisor International Capital Appreciation Fund	\$ 424	\$ 1,686	\$ 1,810	\$ 1,686	\$ 1,686	\$ 1,686
Fidelity Advisor Overseas Fund	\$ 27	\$ 113	\$ 121	\$ 113	\$ 113	\$ 113
Fidelity Advisor Value Leaders Fund	\$ 2	\$ 12	\$ 13	\$ 12	\$ 12	\$ 12
FIDELITY CAPITAL TRUST						
Fidelity Capital Appreciation Fund	\$ 402	\$ 1,649	\$ 1,771	\$ 1,649	\$ 1,649	\$ 1,649
Fidelity Disciplined Equity Fund	\$ 119	\$ 477	\$ 512	\$ 477	\$ 477	\$ 477
Fidelity Focused Stock Fund	\$ 203	\$ 812	\$ 872	\$ 812	\$ 812	\$ 812
Fidelity Stock Selector All Cap Fund ³	\$ 248	\$ 1,495	\$ 1,604	\$ 1,495	\$ 1,495	\$ 1,495
Fidelity Stock Selector Small Cap Fund	\$ 177	\$ 670	\$ 719	\$ 670	\$ 670	\$ 670
Fidelity Value Fund ⁴	\$ 569	\$ 2,522	\$ 2,707	\$ 2,522	\$ 2,522	\$ 2,522
FIDELITY CENTRAL INVESTMENT PORTFOLIOS LLC						
Fidelity Emerging Markets Equity Central Fund	\$ 110	\$ 651	\$ 699	\$ 651	\$ 651	\$ 651
Fidelity Floating Rate Central Fund	\$ 72	\$ 638	\$ 684	\$ 638	\$ 638	\$ 638
Fidelity High Income Central Fund	\$ 36	\$ 543	\$ 582	\$ 543	\$ 543	\$ 543

AGGREGATE COMPENSATION FROM A FUND	Vijay C. Advani	Thomas P. Bostick	Donald F. Donahue	Vicki L. Fuller	Patricia L. Kampling	Thomas A. Kennedy
Fidelity International Equity Central Fund	\$ 241	\$ 1,384	\$ 1,485	\$ 1,384	\$ 1,384	\$ 1,384
Fidelity Real Estate Equity Central Fund	\$ 46	\$ 304	\$ 327	\$ 304	\$ 304	\$ 304
Fidelity Specialized High Income Central Fund	\$ 9	\$ 106	\$ 113	\$ 106	\$ 106	\$ 106
Fidelity U.S. Equity Central Fund	\$ –	\$ 5,031	\$ 5,381	\$ 5,031	\$ 5,031	\$ 5,031
FIDELITY COMMONWEALTH TRUST						
Fidelity® Nasdaq Composite Index® ETF	\$ 481	\$ 1,373	\$ 1,476	\$ 1,373	\$ 1,373	\$ 1,373
FIDELITY CONCORD STREET TRUST						
Fidelity 500 Index Fund ⁵	\$ 72,565	\$ 124,449	\$ 133,840	\$ 124,448	\$ 124,448	\$ 124,448
Fidelity Extended Market Index Fund ⁶	\$ 5,477	\$ 9,660	\$ 10,389	\$ 9,660	\$ 9,660	\$ 9,660
Fidelity Flex 500 Index Fund	\$ 595	\$ 1,014	\$ 1,091	\$ 1,014	\$ 1,014	\$ 1,014
Fidelity Founders Fund	\$ 23	\$ 31	\$ 34	\$ 31	\$ 31	\$ 31
Fidelity International Index Fund ⁷	\$ 7,101	\$ 12,595	\$ 13,545	\$ 12,595	\$ 12,595	\$ 12,594
Fidelity Large Cap Stock Fund	\$ 693	\$ 939	\$ 1,010	\$ 939	\$ 939	\$ 939
Fidelity Large Cap Stock K6 Fund	\$ 8	\$ 11	\$ 12	\$ 11	\$ 11	\$ 11
Fidelity Mid-Cap Stock Fund ⁸	\$ 1,488	\$ 2,114	\$ 2,274	\$ 2,114	\$ 2,114	\$ 2,114
Fidelity Mid-Cap Stock K6 Fund	\$ 185	\$ 251	\$ 270	\$ 251	\$ 251	\$ 251
Fidelity® Nasdaq Composite Index® Fund	\$ 1,242	\$ 3,556	\$ 3,822	\$ 3,556	\$ 3,556	\$ 3,556
Fidelity SAI International Small Cap Index Fund	\$ 49	\$ 213	\$ 229	\$ 213	\$ 213	\$ 213
Fidelity SAI Japan Stock Index Fund	\$ 55	\$ 275	\$ 295	\$ 275	\$ 275	\$ 275
Fidelity Series International Index Fund	\$ 25	\$ 102	\$ 110	\$ 102	\$ 102	\$ 102
Fidelity Series Small Cap Core Fund	\$ 20	\$ 22	\$ 23	\$ 22	\$ 22	\$ 22
Fidelity Series Small Cap Discovery Fund	\$ 245	\$ 337	\$ 363	\$ 337	\$ 337	\$ 337
Fidelity Series Total Market Index Fund	\$ 9,777	\$ 16,955	\$ 18,235	\$ 16,955	\$ 16,955	\$ 16,955
Fidelity Small Cap Discovery Fund	\$ 522	\$ 740	\$ 796	\$ 740	\$ 740	\$ 740
Fidelity Small Cap Stock Fund	\$ 238	\$ 333	\$ 358	\$ 333	\$ 333	\$ 333
Fidelity Small Cap Stock K6 Fund	\$ 12	\$ 17	\$ 19	\$ 17	\$ 17	\$ 17
Fidelity Total Market Index Fund ⁹	\$ 12,903	\$ 22,291	\$ 23,974	\$ 22,291	\$ 22,291	\$ 22,292
Fidelity ZERO Extended Market Index Fund	\$ 102	\$ 413	\$ 443	\$ 413	\$ 413	\$ 413
Fidelity ZERO International Index Fund	\$ 250	\$ 986	\$ 1,059	\$ 986	\$ 986	\$ 986
Fidelity ZERO Large Cap Index Fund	\$ 478	\$ 1,828	\$ 1,963	\$ 1,828	\$ 1,828	\$ 1,828
Fidelity ZERO Total Market Index Fund	\$ 1,125	\$ 4,269	\$ 4,584	\$ 4,269	\$ 4,269	\$ 4,269
FIDELITY CONTRAFUND						
Fidelity Advisor New Insights Fund ¹⁰	\$ 2,067	\$ 5,038	\$ 5,419	\$ 5,038	\$ 5,038	\$ 5,038
Fidelity Contrafund ¹¹	\$ 13,208	\$ 31,665	\$ 34,055	\$ 31,665	\$ 31,665	\$ 31,665
Fidelity Contrafund K6	\$ 3,173	\$ 7,198	\$ 7,741	\$ 7,198	\$ 7,198	\$ 7,198
Fidelity Series Opportunistic Insights Fund	\$ 1,074	\$ 2,690	\$ 2,893	\$ 2,690	\$ 2,690	\$ 2,690
FIDELITY COVINGTON TRUST						
Fidelity Blue Chip Growth ETF	\$ –	\$ 133	\$ 143	\$ 133	\$ 133	\$ 133
Fidelity Blue Chip Value ETF	\$ –	\$ 39	\$ 42	\$ 39	\$ 39	\$ 39
Fidelity Clean Energy ETF	\$ –	\$ 12	\$ 13	\$ 12	\$ 12	\$ 12
Fidelity Cloud Computing ETF	\$ –	\$ 7	\$ 7	\$ 7	\$ 7	\$ 7
Fidelity Crypto Industry and Digital Payments ETF	\$ –	\$ 6	\$ 7	\$ 6	\$ 6	\$ 6
Fidelity Digital Health ETF	\$ –	\$ 3	\$ 3	\$ 3	\$ 3	\$ 3
Fidelity Disruptive Automation ETF	\$ –	\$ 32	\$ 34	\$ 32	\$ 32	\$ 32
Fidelity Disruptive Communications ETF	\$ –	\$ 12	\$ 13	\$ 12	\$ 12	\$ 12
Fidelity Disruptive Finance ETF	\$ –	\$ 16	\$ 17	\$ 16	\$ 16	\$ 16
Fidelity Disruptive Medicine ETF	\$ –	\$ 15	\$ 16	\$ 15	\$ 15	\$ 15
Fidelity Disruptive Technology ETF	\$ –	\$ 28	\$ 30	\$ 28	\$ 28	\$ 28
Fidelity Disruptors ETF	\$ –	\$ 33	\$ 35	\$ 33	\$ 33	\$ 33
Fidelity Dividend ETF for Rising Rates	\$ –	\$ 175	\$ 188	\$ 175	\$ 175	\$ 175
Fidelity Electric Vehicles and Future Transportation ETF	\$ –	\$ 14	\$ 15	\$ 14	\$ 14	\$ 14
Fidelity Emerging Markets Multifactor ETF	\$ 2	\$ 7	\$ 8	\$ 7	\$ 7	\$ 7
Fidelity Enhanced International ETF	\$ 40	\$ 465	\$ 499	\$ 465	\$ 465	\$ 465
Fidelity Enhanced Large Cap Core ETF	\$ 48	\$ 618	\$ 662	\$ 618	\$ 618	\$ 618
Fidelity Enhanced Large Cap Growth ETF	\$ 62	\$ 606	\$ 649	\$ 606	\$ 606	\$ 606
Fidelity Enhanced Large Cap Value ETF	\$ 133	\$ 1,730	\$ 1,854	\$ 1,730	\$ 1,730	\$ 1,730
Fidelity Enhanced Mid Cap ETF	\$ 43	\$ 540	\$ 579	\$ 540	\$ 540	\$ 540
Fidelity Enhanced Small Cap ETF	\$ 54	\$ 129	\$ 138	\$ 129	\$ 129	\$ 129
Fidelity Fundamental Large Cap Core ETF	\$ –	\$ 25	\$ 27	\$ 25	\$ 25	\$ 25
Fidelity Fundamental Large Cap Growth ETF	\$ –	\$ 30	\$ 32	\$ 30	\$ 30	\$ 30
Fidelity Fundamental Large Cap Value ETF ¹	\$ 0	\$ 4	\$ 5	\$ 4	\$ 4	\$ 4

AGGREGATE COMPENSATION FROM A FUND	Vijay C. Advani	Thomas P. Bostick	Donald F. Donahue	Vicki L. Fuller	Patricia L. Kamplung	Thomas A. Kennedy
Fidelity Fundamental Small-Mid Cap ETF	\$ -	\$ 9	\$ 10	\$ 9	\$ 9	\$ 9
Fidelity High Dividend ETF	\$ -	\$ 420	\$ 450	\$ 420	\$ 420	\$ 420
Fidelity High Yield Factor ETF	\$ 6	\$ 84	\$ 90	\$ 84	\$ 84	\$ 84
Fidelity International High Dividend ETF	\$ 6	\$ 27	\$ 29	\$ 27	\$ 27	\$ 27
Fidelity International Multifactor ETF	\$ 2	\$ 7	\$ 7	\$ 7	\$ 7	\$ 7
Fidelity International Value Factor ETF	\$ 4	\$ 14	\$ 15	\$ 14	\$ 14	\$ 14
Fidelity Low Volatility Factor ETF	\$ -	\$ 146	\$ 157	\$ 146	\$ 146	\$ 146
Fidelity Magellan ETF	\$ -	\$ 14	\$ 15	\$ 14	\$ 14	\$ 14
Fidelity Metaverse ETF	\$ -	\$ 4	\$ 4	\$ 4	\$ 4	\$ 4
Fidelity Momentum Factor ETF	\$ -	\$ 37	\$ 40	\$ 37	\$ 37	\$ 37
Fidelity MSCI Communication Services Index ETF	\$ -	\$ 172	\$ 184	\$ 172	\$ 172	\$ 172
Fidelity MSCI Consumer Discretionary Index ETF	\$ -	\$ 330	\$ 354	\$ 330	\$ 330	\$ 330
Fidelity MSCI Consumer Staples Index ETF	\$ -	\$ 344	\$ 368	\$ 344	\$ 344	\$ 344
Fidelity MSCI Energy Index ETF	\$ -	\$ 476	\$ 510	\$ 476	\$ 476	\$ 476
Fidelity MSCI Financials Index ETF	\$ -	\$ 456	\$ 488	\$ 456	\$ 456	\$ 456
Fidelity MSCI Health Care Index ETF	\$ -	\$ 935	\$ 1,002	\$ 935	\$ 935	\$ 935
Fidelity MSCI Industrials Index ETF	\$ -	\$ 215	\$ 230	\$ 215	\$ 215	\$ 215
Fidelity MSCI Information Technology Index ETF	\$ -	\$ 1,736	\$ 1,860	\$ 1,736	\$ 1,736	\$ 1,736
Fidelity MSCI Materials Index ETF	\$ -	\$ 138	\$ 147	\$ 138	\$ 138	\$ 138
Fidelity MSCI Real Estate Index ETF	\$ -	\$ 435	\$ 465	\$ 435	\$ 435	\$ 435
Fidelity MSCI Utilities Index ETF	\$ -	\$ 652	\$ 698	\$ 652	\$ 652	\$ 652
Fidelity Preferred Securities & Income ETF	\$ 1	\$ 10	\$ 10	\$ 10	\$ 10	\$ 10
Fidelity Quality Factor ETF	\$ -	\$ 83	\$ 89	\$ 83	\$ 83	\$ 83
Fidelity Real Estate Investment ETF	\$ -	\$ 5	\$ 6	\$ 5	\$ 5	\$ 5
Fidelity Small-Mid Multifactor ETF	\$ -	\$ 28	\$ 30	\$ 28	\$ 28	\$ 28
Fidelity Stocks for Inflation ETF	\$ -	\$ 67	\$ 71	\$ 67	\$ 67	\$ 67
Fidelity Sustainable High Yield ETF	\$ 0	\$ 3	\$ 3	\$ 3	\$ 3	\$ 3
Fidelity Sustainable U.S. Equity ETF	\$ -	\$ 2	\$ 2	\$ 2	\$ 2	\$ 2
Fidelity U.S. Multifactor ETF	\$ -	\$ 7	\$ 7	\$ 7	\$ 7	\$ 7
Fidelity Value Factor ETF	\$ -	\$ 143	\$ 154	\$ 143	\$ 143	\$ 143
Fidelity Women's Leadership ETF	\$ -	\$ 1	\$ 1	\$ 1	\$ 1	\$ 1
FIDELITY DESTINY PORTFOLIOS						
Fidelity Advisor Capital Development Fund	\$ 188	\$ 1,140	\$ 1,223	\$ 1,140	\$ 1,140	\$ 1,140
Fidelity Advisor Diversified Stock Fund	\$ 132	\$ 780	\$ 837	\$ 780	\$ 780	\$ 780
FIDELITY DEVONSHIRE TRUST						
Fidelity Equity-Income Fund ¹²	\$ 1,061	\$ 2,185	\$ 2,350	\$ 2,185	\$ 2,185	\$ 2,185
Fidelity Equity-Income K6 Fund	\$ 20	\$ 45	\$ 48	\$ 45	\$ 45	\$ 45
Fidelity Mid Cap Value Fund	\$ 216	\$ 455	\$ 489	\$ 455	\$ 455	\$ 455
Fidelity Mid Cap Value K6 Fund	\$ 5	\$ 10	\$ 11	\$ 10	\$ 10	\$ 10
Fidelity Series All-Sector Equity Fund	\$ 429	\$ 901	\$ 969	\$ 901	\$ 901	\$ 901
Fidelity Series Stock Selector Large Cap Value Fund	\$ 1,397	\$ 2,930	\$ 3,152	\$ 2,930	\$ 2,930	\$ 2,930
Fidelity Series Value Discovery Fund	\$ 1,358	\$ 2,817	\$ 3,030	\$ 2,817	\$ 2,817	\$ 2,817
Fidelity Stock Selector Large Cap Value Fund	\$ 69	\$ 143	\$ 154	\$ 143	\$ 143	\$ 143
FIDELITY FINANCIAL TRUST						
Fidelity Convertible Securities Fund	\$ 167	\$ 528	\$ 567	\$ 528	\$ 528	\$ 528
Fidelity Equity Dividend Income Fund	\$ 553	\$ 1,790	\$ 1,923	\$ 1,790	\$ 1,790	\$ 1,790
FIDELITY HANOVER STREET TRUST						
Fidelity Emerging Markets Debt Central Fund	\$ 247	\$ 648	\$ 697	\$ 648	\$ 648	\$ 648
Fidelity Emerging Markets Debt Local Currency Central Fund	\$ 34	\$ 75	\$ 80	\$ 75	\$ 75	\$ 75
FIDELITY HASTINGS STREET TRUST						
Fidelity Fund	\$ -	\$ 1,822	\$ 1,949	\$ 1,822	\$ 1,822	\$ 1,822
Fidelity Growth Discovery Fund	\$ -	\$ 888	\$ 951	\$ 888	\$ 888	\$ 888
Fidelity Mega Cap Stock Fund	\$ -	\$ 420	\$ 449	\$ 420	\$ 420	\$ 420
Fidelity Series Emerging Markets Debt Fund	\$ 143	\$ 365	\$ 392	\$ 365	\$ 365	\$ 365
Fidelity Series Emerging Markets Debt Local Currency Fund	\$ 48	\$ 123	\$ 132	\$ 123	\$ 123	\$ 123
Fidelity Series Large Cap Stock Fund	\$ -	\$ 4,315	\$ 4,617	\$ 4,315	\$ 4,315	\$ 4,315
FIDELITY INVESTMENT TRUST						
Fidelity Canada Fund	\$ 65	\$ 281	\$ 302	\$ 281	\$ 281	\$ 281
Fidelity China Region Fund	\$ 71	\$ 325	\$ 348	\$ 325	\$ 325	\$ 325
Fidelity Diversified International Fund ¹³	\$ 680	\$ 2,912	\$ 3,126	\$ 2,912	\$ 2,912	\$ 2,912

AGGREGATE COMPENSATION FROM A FUND	Vijay C. Advani	Thomas P. Bostick	Donald F. Donahue	Vicki L. Fuller	Patricia L. Kampling	Thomas A. Kennedy
Fidelity Diversified International K6 Fund	\$ 314	\$ 1,282	\$ 1,376	\$ 1,282	\$ 1,282	\$ 1,282
Fidelity Emerging Asia Fund	\$ 68	\$ 300	\$ 322	\$ 300	\$ 300	\$ 300
Fidelity Emerging Markets Discovery Fund	\$ 63	\$ 206	\$ 221	\$ 206	\$ 206	\$ 206
Fidelity Emerging Markets Fund	\$ 534	\$ 2,125	\$ 2,281	\$ 2,125	\$ 2,125	\$ 2,125
Fidelity Enduring Opportunities Fund	\$ 1	\$ 4	\$ 4	\$ 4	\$ 4	\$ 4
Fidelity Europe Fund	\$ 44	\$ 191	\$ 205	\$ 191	\$ 191	\$ 191
Fidelity Global Commodity Stock Fund	\$ 90	\$ 508	\$ 546	\$ 508	\$ 508	\$ 508
Fidelity Global Equity Income Fund	\$ 12	\$ 49	\$ 53	\$ 49	\$ 49	\$ 49
Fidelity Infrastructure Fund	\$ 3	\$ 15	\$ 16	\$ 15	\$ 15	\$ 15
Fidelity International Capital Appreciation Fund	\$ 322	\$ 1,330	\$ 1,428	\$ 1,330	\$ 1,330	\$ 1,330
Fidelity International Capital Appreciation K6 Fund	\$ 78	\$ 299	\$ 321	\$ 299	\$ 299	\$ 299
Fidelity International Discovery Fund ¹⁴	\$ 564	\$ 2,432	\$ 2,611	\$ 2,432	\$ 2,432	\$ 2,432
Fidelity International Discovery K6 Fund	\$ 46	\$ 181	\$ 195	\$ 181	\$ 181	\$ 181
Fidelity International Growth Fund	\$ 347	\$ 1,364	\$ 1,465	\$ 1,364	\$ 1,364	\$ 1,364
Fidelity International Small Cap Fund	\$ 274	\$ 1,064	\$ 1,143	\$ 1,064	\$ 1,064	\$ 1,064
Fidelity International Small Cap Opportunities Fund	\$ 77	\$ 336	\$ 361	\$ 336	\$ 336	\$ 336
Fidelity International Value Fund	\$ 53	\$ 220	\$ 236	\$ 220	\$ 220	\$ 220
Fidelity Japan Fund	\$ 51	\$ 201	\$ 215	\$ 201	\$ 201	\$ 201
Fidelity Japan Smaller Companies Fund	\$ 34	\$ 127	\$ 137	\$ 127	\$ 127	\$ 127
Fidelity Latin America Fund	\$ 20	\$ 83	\$ 89	\$ 83	\$ 83	\$ 83
Fidelity Nordic Fund	\$ 22	\$ 94	\$ 101	\$ 94	\$ 94	\$ 94
Fidelity Overseas Fund ¹⁵	\$ 578	\$ 2,385	\$ 2,560	\$ 2,385	\$ 2,385	\$ 2,385
Fidelity Pacific Basin Fund	\$ 52	\$ 230	\$ 247	\$ 230	\$ 230	\$ 230
Fidelity SAI International SMA Completion Fund	\$ 40	\$ 156	\$ 167	\$ 156	\$ 156	\$ 156
Fidelity SAI Sustainable Emerging Markets Equity Fund	\$ 0	\$ 1	\$ 1	\$ 1	\$ 1	\$ 1
Fidelity SAI Sustainable International Equity Fund	\$ 0	\$ 1	\$ 1	\$ 1	\$ 1	\$ 1
Fidelity Series Canada Fund	\$ 358	\$ 1,617	\$ 1,736	\$ 1,617	\$ 1,617	\$ 1,617
Fidelity Series Emerging Markets Fund	\$ 326	\$ 1,047	\$ 1,124	\$ 1,047	\$ 1,047	\$ 1,047
Fidelity Series Emerging Markets Opportunities Fund	\$ 1,604	\$ 7,202	\$ 7,732	\$ 7,202	\$ 7,202	\$ 7,202
Fidelity Series International Growth Fund	\$ 977	\$ 4,141	\$ 4,446	\$ 4,141	\$ 4,141	\$ 4,141
Fidelity Series International Small Cap Fund	\$ 271	\$ 1,142	\$ 1,227	\$ 1,142	\$ 1,142	\$ 1,142
Fidelity Series International Value Fund	\$ 997	\$ 4,154	\$ 4,460	\$ 4,154	\$ 4,154	\$ 4,154
Fidelity Series Overseas Fund	\$ 979	\$ 4,145	\$ 4,450	\$ 4,145	\$ 4,145	\$ 4,145
Fidelity Series Select International Small Cap Fund ¹	\$ 0	\$ 0	\$ 0	\$ 0	\$ 0	\$ 0
Fidelity Series Sustainable Emerging Markets Fund ¹	\$ 1	\$ 1	\$ 1	\$ 1	\$ 1	\$ 1
Fidelity Series Sustainable Non-U.S. Developed Markets Fund ¹	\$ 1	\$ 2	\$ 2	\$ 2	\$ 2	\$ 2
Fidelity Sustainable Emerging Markets Equity Fund	\$ 0	\$ 1	\$ 1	\$ 1	\$ 1	\$ 1
Fidelity Sustainable International Equity Fund	\$ 1	\$ 2	\$ 2	\$ 2	\$ 2	\$ 2
Fidelity Total Emerging Markets Fund	\$ 17	\$ 77	\$ 82	\$ 77	\$ 77	\$ 77
Fidelity Total International Equity Fund	\$ 17	\$ 67	\$ 72	\$ 67	\$ 67	\$ 67
Fidelity Worldwide Fund	\$ 173	\$ 694	\$ 745	\$ 694	\$ 694	\$ 694
FIDELITY MAGELLAN FUND						
Fidelity Magellan Fund ¹⁶	\$ 5,229	\$ 7,964	\$ 8,566	\$ 7,965	\$ 7,965	\$ 7,965
Fidelity Magellan K6 Fund	\$ 46	\$ 70	\$ 76	\$ 70	\$ 70	\$ 70
FIDELITY MT. VERNON STREET TRUST						
Fidelity Equity Growth K6 Fund ¹	\$ 0	\$ 0	\$ 0	\$ 0	\$ 0	\$ 0
Fidelity Growth Company Fund ¹⁷	\$ 4,729	\$ 13,895	\$ 14,932	\$ 13,895	\$ 13,895	\$ 13,895
Fidelity Growth Company K6 Fund	\$ 1,535	\$ 4,161	\$ 4,472	\$ 4,161	\$ 4,161	\$ 4,161
Fidelity Growth Strategies Fund	\$ 305	\$ 927	\$ 996	\$ 927	\$ 927	\$ 927
Fidelity Growth Strategies K6 Fund	\$ 14	\$ 42	\$ 45	\$ 42	\$ 42	\$ 42
Fidelity [®] New Millennium Fund [®]	\$ 329	\$ 911	\$ 980	\$ 911	\$ 911	\$ 911
Fidelity Series Growth Company Fund	\$ 1,290	\$ 4,015	\$ 4,315	\$ 4,015	\$ 4,015	\$ 4,015
FIDELITY PURITAN TRUST						
Fidelity Balanced Fund ¹⁸	\$ 973	\$ 4,781	\$ 12,793	\$ 11,936	\$ 11,936	\$ 11,936
Fidelity Balanced K6 Fund	\$ 38	\$ 421	\$ 451	\$ 421	\$ 421	\$ 421
Fidelity Low-Priced Stock Fund ¹⁹	\$ -	\$ 8,556	\$ 9,163	\$ 8,556	\$ 8,556	\$ 8,556
Fidelity Low-Priced Stock K6 Fund	\$ -	\$ 927	\$ 993	\$ 927	\$ 927	\$ 927
Fidelity [®] Puritan [®] Fund ²⁰	\$ 665	\$ 8,332	\$ 8,930	\$ 8,332	\$ 8,332	\$ 8,332
Fidelity Puritan K6 Fund	\$ 26	\$ 284	\$ 304	\$ 284	\$ 284	\$ 284
Fidelity Series Intrinsic Opportunities Fund	\$ -	\$ 1,311	\$ 1,401	\$ 1,311	\$ 1,311	\$ 1,311
Fidelity Value Discovery Fund	\$ -	\$ 890	\$ 954	\$ 890	\$ 890	\$ 890
Fidelity Value Discovery K6 Fund	\$ -	\$ 54	\$ 58	\$ 54	\$ 54	\$ 54

AGGREGATE COMPENSATION FROM A FUND	Vijay C. Advani	Thomas P. Bostick	Donald F. Donahue	Vicki L. Fuller	Patricia L. Kampling	Thomas A. Kennedy
FIDELITY SECURITIES FUND						
Fidelity Blue Chip Growth Fund ²¹	\$ —	\$ 12,094	\$ 12,953	\$ 12,094	\$ 12,094	\$ 12,094
Fidelity Blue Chip Growth K6 Fund	\$ —	\$ 2,150	\$ 2,303	\$ 2,150	\$ 2,150	\$ 2,150
Fidelity Blue Chip Value Fund	\$ —	\$ 234	\$ 251	\$ 234	\$ 234	\$ 234
Fidelity Dividend Growth Fund ²²	\$ —	\$ 1,918	\$ 2,054	\$ 1,918	\$ 1,918	\$ 1,918
Fidelity Growth & Income Portfolio ²³	\$ —	\$ 2,439	\$ 2,613	\$ 2,439	\$ 2,439	\$ 2,439
Fidelity Leveraged Company Stock Fund	\$ —	\$ 605	\$ 647	\$ 605	\$ 605	\$ 605
Fidelity OTC K6 Portfolio	\$ —	\$ 529	\$ 567	\$ 529	\$ 529	\$ 529
Fidelity OTC Portfolio ²⁴	\$ —	\$ 6,621	\$ 7,090	\$ 6,620	\$ 6,621	\$ 6,621
Fidelity Real Estate Income Fund	\$ —	\$ 1,541	\$ 1,650	\$ 1,541	\$ 1,541	\$ 1,541
Fidelity Series Blue Chip Growth Fund	\$ —	\$ 2,396	\$ 2,567	\$ 2,396	\$ 2,396	\$ 2,396
Fidelity Series Real Estate Income Fund	\$ —	\$ 151	\$ 162	\$ 151	\$ 151	\$ 151
Fidelity Series Small Cap Opportunities Fund	\$ —	\$ 1,463	\$ 1,567	\$ 1,463	\$ 1,463	\$ 1,463
Fidelity Small Cap Growth Fund	\$ —	\$ 1,571	\$ 1,682	\$ 1,571	\$ 1,571	\$ 1,571
Fidelity Small Cap Growth K6 Fund	\$ —	\$ 437	\$ 469	\$ 437	\$ 437	\$ 437
Fidelity Small Cap Value Fund	\$ —	\$ 1,468	\$ 1,572	\$ 1,468	\$ 1,468	\$ 1,468
FIDELITY SELECT PORTFOLIOS						
Automotive Portfolio	\$ 20	\$ 34	\$ 37	\$ 34	\$ 34	\$ 34
Banking Portfolio	\$ 61	\$ 110	\$ 119	\$ 110	\$ 110	\$ 110
Biotechnology Portfolio ²⁵	\$ 734	\$ 1,393	\$ 1,497	\$ 1,392	\$ 1,392	\$ 1,392
Brokerage and Investment Management Portfolio	\$ 118	\$ 219	\$ 235	\$ 219	\$ 219	\$ 219
Chemicals Portfolio	\$ 103	\$ 191	\$ 205	\$ 191	\$ 191	\$ 191
Communication Services Portfolio	\$ 196	\$ 311	\$ 335	\$ 311	\$ 311	\$ 311
Construction and Housing Portfolio	\$ 101	\$ 169	\$ 182	\$ 169	\$ 169	\$ 169
Consumer Discretionary Portfolio	\$ 80	\$ 138	\$ 149	\$ 138	\$ 138	\$ 138
Consumer Staples Portfolio	\$ 262	\$ 475	\$ 510	\$ 475	\$ 475	\$ 475
Defense and Aerospace Portfolio	\$ 245	\$ 454	\$ 488	\$ 454	\$ 454	\$ 454
Energy Portfolio	\$ 390	\$ 741	\$ 796	\$ 741	\$ 741	\$ 741
Financials Portfolio	\$ 88	\$ 171	\$ 184	\$ 171	\$ 171	\$ 171
FinTech Portfolio	\$ 17	\$ 32	\$ 34	\$ 32	\$ 32	\$ 32
Gold Portfolio	\$ 218	\$ 171	\$ 485	\$ 451	\$ 451	\$ 451
Health Care Portfolio	\$ 1,284	\$ 2,419	\$ 2,602	\$ 2,419	\$ 2,419	\$ 2,419
Health Care Services Portfolio	\$ 260	\$ 486	\$ 522	\$ 486	\$ 486	\$ 486
Industrials Portfolio	\$ 79	\$ 139	\$ 150	\$ 139	\$ 139	\$ 139
Insurance Portfolio	\$ 68	\$ 486	\$ 133	\$ 124	\$ 124	\$ 124
Fidelity International Real Estate Fund	\$ 79	\$ 139	\$ 150	\$ 139	\$ 139	\$ 203
Enterprise Technology Services Portfolio	\$ 326	\$ 603	\$ 649	\$ 603	\$ 603	\$ 603
Fidelity Environment and Alternative Energy Fund	\$ —	\$ 146	\$ 157	\$ 146	\$ 146	\$ 146
Leisure Portfolio	\$ 103	\$ 183	\$ 196	\$ 183	\$ 183	\$ 183
Materials Portfolio	\$ 155	\$ 293	\$ 316	\$ 293	\$ 293	\$ 293
Medical Technology and Devices Portfolio	\$ 987	\$ 1,941	\$ 2,087	\$ 1,941	\$ 1,941	\$ 1,941
Natural Resources Fund	\$ 107	\$ 206	\$ 221	\$ 206	\$ 206	\$ 206
Pharmaceuticals Portfolio	\$ 140	\$ 250	\$ 269	\$ 250	\$ 250	\$ 250
Retailing Portfolio	\$ 462	\$ 836	\$ 899	\$ 836	\$ 836	\$ 836
Fidelity Real Estate Investment Portfolio	\$ —	\$ 1,030	\$ 1,102	\$ 1,030	\$ 1,030	\$ 1,030
Semiconductors Portfolio	\$ 1,856	\$ 3,020	\$ 3,247	\$ 3,020	\$ 3,020	\$ 3,020
Software and IT Services Portfolio	\$ 1,787	\$ 3,050	\$ 3,280	\$ 3,050	\$ 3,050	\$ 3,050
Tech Hardware Portfolio	\$ 140	\$ 243	\$ 261	\$ 243	\$ 243	\$ 243
Technology Portfolio	\$ 1,950	\$ 3,241	\$ 3,486	\$ 3,241	\$ 3,241	\$ 3,241
Telecommunications Portfolio	\$ 30	\$ 59	\$ 63	\$ 59	\$ 59	\$ 59
Fidelity Telecom and Utilities Fund	\$ 124	\$ 274	\$ 294	\$ 274	\$ 274	\$ 274
Transportation Portfolio	\$ 95	\$ 172	\$ 185	\$ 172	\$ 172	\$ 172
Utilities Portfolio	\$ 208	\$ 395	\$ 425	\$ 395	\$ 395	\$ 395
Wireless Portfolio	\$ 51	\$ 92	\$ 99	\$ 92	\$ 92	\$ 92
FIDELITY SUMMER STREET TRUST						
Fidelity Agricultural Productivity Fund	\$ —	\$ 40	\$ 42	\$ 40	\$ 40	\$ 40
Fidelity Capital & Income Fund ²⁶	\$ 2,481	\$ 3,412	\$ 3,669	\$ 3,412	\$ 3,412	\$ 3,412
Fidelity Climate Action Fund	\$ —	\$ 6	\$ 7	\$ 6	\$ 6	\$ 6
Fidelity Focused High Income Fund	\$ 43	\$ 61	\$ 65	\$ 61	\$ 61	\$ 61
Fidelity Global High Income Fund	\$ 16	\$ 22	\$ 24	\$ 22	\$ 22	\$ 22
Fidelity Healthy Future Fund	\$ 1	\$ 2	\$ 2	\$ 2	\$ 2	\$ 2

AGGREGATE COMPENSATION FROM A FUND	Vijay C. Advani	Thomas P. Bostick	Donald F. Donahue	Vicki L. Fuller	Patricia L. Kamplung	Thomas A. Kennedy
Fidelity High Income Fund	\$ 555	\$ 785	\$ 844	\$ 785	\$ 785	\$ 785
Fidelity New Markets Income Fund	\$ 478	\$ 1,268	\$ 1,364	\$ 1,268	\$ 1,268	\$ 1,268
Fidelity SAI High Income Fund	\$ 334	\$ 467	\$ 502	\$ 467	\$ 467	\$ 467
Fidelity SAI Sustainable Future Fund	\$ —	\$ 1	\$ 1	\$ 1	\$ 1	\$ 1
Fidelity SAI Sustainable Sector Fund	\$ —	\$ 2	\$ 2	\$ 2	\$ 2	\$ 2
Fidelity SAI Sustainable U.S. Equity Fund	\$ —	\$ 1	\$ 1	\$ 1	\$ 1	\$ 1
Fidelity Series Floating Rate High Income Fund	\$ 11	\$ 67	\$ 72	\$ 67	\$ 67	\$ 67
Fidelity Series High Income Fund	\$ 261	\$ 358	\$ 385	\$ 358	\$ 358	\$ 358
Fidelity Series Sustainable U.S. Market Fund ¹	\$ 1	\$ 2	\$ 2	\$ 2	\$ 2	\$ 2
Fidelity Short Duration High Income Fund	\$ 76	\$ 117	\$ 125	\$ 117	\$ 117	\$ 117
Fidelity Sustainable U.S. Equity Fund	\$ —	\$ 5	\$ 5	\$ 5	\$ 5	\$ 5
Fidelity U.S. Low Volatility Equity Fund	\$ 33	\$ 49	\$ 53	\$ 49	\$ 49	\$ 49
Fidelity Water Sustainability Fund	\$ —	\$ 27	\$ 29	\$ 27	\$ 27	\$ 27
Fidelity Women's Leadership Fund	\$ 31	\$ 43	\$ 46	\$ 43	\$ 43	\$ 43
FIDELITY TREND FUND						
Fidelity Trend Fund	\$ 322	\$ 768	\$ 826	\$ 768	\$ 768	\$ 768
TOTAL COMPENSATION FROM THE FUND COMPLEX(A)	\$ 216,667	\$ 530,000	\$ 570,000	\$ 530,000	\$ 530,000	\$ 530,000

(A) Reflects compensation received for the calendar year ended December 31, 2023, for 322 funds of 30 trusts (including Fidelity Central Investment Portfolios LLC). Compensation figures include cash and may include amounts elected to be deferred. Certain individuals elected voluntarily to defer a portion of their compensation as follows: Vijay Advani, \$128,708; Thomas P. Bostick, \$120,000; Donald F. Donahue, \$336,252; Vicki L. Fuller, \$150,000; Thomas A. Kennedy, \$156,083.

- ¹ Estimated for the fund's first full year.
- ² Compensation figures include cash and may include amounts elected to be deferred. Certain individuals' aggregate compensation from the fund includes accrued voluntary deferred compensation as follows: Vijay Advani, \$831; Thomas P. Bostick, \$1,428; Donald F. Donahue, \$3,635; Vicki L. Fuller, \$1,785; Thomas A. Kennedy, \$1,814.
- ³ Compensation figures include cash and may include amounts elected to be deferred. Certain individuals' aggregate compensation from the fund includes accrued voluntary deferred compensation as follows: Vijay Advani, \$248; Thomas P. Bostick, \$592; Donald F. Donahue, \$1,604; Vicki L. Fuller, \$740; Thomas A. Kennedy, \$746.
- ⁴ Compensation figures include cash and may include amounts elected to be deferred. Certain individuals' aggregate compensation from the fund includes accrued voluntary deferred compensation as follows: Vijay Advani, \$569; Thomas P. Bostick, \$990; Donald F. Donahue, \$2,707; Vicki L. Fuller, \$1,238; Thomas A. Kennedy, \$1,259.
- ⁵ Compensation figures include cash and may include amounts elected to be deferred. Certain individuals' aggregate compensation from the fund includes accrued voluntary deferred compensation as follows: Vijay Advani, \$72,565; Thomas P. Bostick, \$49,225; Donald F. Donahue, \$133,840; Vicki L. Fuller, \$59,497; Thomas A. Kennedy, \$62,224.
- ⁶ Compensation figures include cash and may include amounts elected to be deferred. Certain individuals' aggregate compensation from the fund includes accrued voluntary deferred compensation as follows: Vijay Advani, \$5,477; Thomas P. Bostick, \$3,819; Donald F. Donahue, \$10,389; Vicki L. Fuller, \$4,620; Thomas A. Kennedy, \$4,830.
- ⁷ Compensation figures include cash and may include amounts elected to be deferred. Certain individuals' aggregate compensation from the fund includes accrued voluntary deferred compensation as follows: Vijay Advani, \$7,101; Thomas P. Bostick, \$4,977; Donald F. Donahue, \$13,545; Vicki L. Fuller, \$6,023; Thomas A. Kennedy, \$6,297.
- ⁸ Compensation figures include cash and may include amounts elected to be deferred. Certain individuals' aggregate compensation from the fund includes accrued voluntary deferred compensation as follows: Vijay Advani, \$1,488; Thomas P. Bostick, \$855; Donald F. Donahue, \$2,274; Vicki L. Fuller, \$1,008; Thomas A. Kennedy, \$1,057.
- ⁹ Compensation figures include cash and may include amounts elected to be deferred. Certain individuals' aggregate compensation from the fund includes accrued voluntary deferred compensation as follows: Vijay Advani, \$12,903; Thomas P. Bostick, \$16,955; Donald F. Donahue, \$18,235; Vicki L. Fuller, \$10,658; Thomas A. Kennedy, \$11,146.
- ¹⁰ Compensation figures include cash and may include amounts elected to be deferred. Certain individuals' aggregate compensation from the fund includes accrued voluntary deferred compensation as follows: Vijay Advani, \$2,067; Thomas P. Bostick, \$1,934; Donald F. Donahue, \$5,419; Vicki L. Fuller, \$2,417; Thomas A. Kennedy, \$2,515.
- ¹¹ Compensation figures include cash and may include amounts elected to be deferred. Certain individuals' aggregate compensation from the fund includes accrued voluntary deferred compensation as follows: Vijay Advani, \$13,208; Thomas P. Bostick, \$12,152; Donald F. Donahue, \$34,055; Vicki L. Fuller, \$15,190; Thomas A. Kennedy, \$15,808.
- ¹² Compensation figures include cash and may include amounts elected to be deferred. Certain individuals' aggregate compensation from the fund includes accrued voluntary deferred compensation as follows: Vijay Advani, \$1,061; Thomas P. Bostick, \$851; Donald F. Donahue, \$2,350; Vicki L. Fuller, \$1,047; Thomas A. Kennedy, \$1,093.
- ¹³ Compensation figures include cash and may include amounts elected to be deferred. Certain individuals' aggregate compensation from the fund includes accrued voluntary deferred compensation as follows: Vijay Advani, \$680; Thomas P. Bostick, \$1,142; Donald F. Donahue, \$3,126; Vicki L. Fuller, \$1,427; Thomas A. Kennedy, \$1,453.

- 14 Compensation figures include cash and may include amounts elected to be deferred. Certain individuals' aggregate compensation from the fund includes accrued voluntary deferred compensation as follows: Vijay Advani, \$564; Thomas P. Bostick, \$954; Donald F. Donahue, \$2,611; Vicki L. Fuller, \$1,193; Thomas A. Kennedy, \$1,214.
- 15 Compensation figures include cash and may include amounts elected to be deferred. Certain individuals' aggregate compensation from the fund includes accrued voluntary deferred compensation as follows: Vijay Advani, \$578; Thomas P. Bostick, \$934; Donald F. Donahue, \$2,560; Vicki L. Fuller, \$1,168; Thomas A. Kennedy, \$1,190.
- 16 Compensation figures include cash and may include amounts elected to be deferred. Certain individuals' aggregate compensation from the fund includes accrued voluntary deferred compensation as follows: Vijay Advani, \$5,229; Thomas P. Bostick, \$3,192; Donald F. Donahue, \$8,566; Vicki L. Fuller, \$3,801; Thomas A. Kennedy, \$3,982.
- 17 Compensation figures include cash and may include amounts elected to be deferred. Certain individuals' aggregate compensation from the fund includes accrued voluntary deferred compensation as follows: Vijay Advani, \$4,729; Thomas P. Bostick, \$5,389; Donald F. Donahue, \$14,932; Vicki L. Fuller, \$6,737; Thomas A. Kennedy, \$6,937.
- 18 Compensation figures include cash and may include amounts elected to be deferred. Certain individuals' aggregate compensation from the fund includes accrued voluntary deferred compensation as follows: Vijay Advani, \$973; Thomas P. Bostick, \$4,781; Donald F. Donahue, \$12,793; Vicki L. Fuller, \$5,976; Thomas A. Kennedy, \$5,958.
- 19 Compensation figures include cash and may include amounts elected to be deferred. Certain individuals' aggregate compensation from the fund includes accrued voluntary deferred compensation as follows: Thomas P. Bostick, \$3,460; Donald F. Donahue, \$9,163; Vicki L. Fuller, \$4,325; Thomas A. Kennedy, \$4,271.
- 20 Compensation figures include cash and may include amounts elected to be deferred. Certain individuals' aggregate compensation from the fund includes accrued voluntary deferred compensation as follows: Vijay Advani, \$665; Thomas P. Bostick, \$3,339; Donald F. Donahue, \$8,930; Vicki L. Fuller, \$4,173; Thomas A. Kennedy, \$4,159.
- 21 Compensation figures include cash and may include amounts elected to be deferred. Certain individuals' aggregate compensation from the fund includes accrued voluntary deferred compensation as follows: Thomas P. Bostick, \$4,889; Donald F. Donahue, \$12,953; Vicki L. Fuller, \$6,111; Thomas A. Kennedy, \$6,038.
- 22 Compensation figures include cash and may include amounts elected to be deferred. Certain individuals' aggregate compensation from the fund includes accrued voluntary deferred compensation as follows: Thomas P. Bostick, \$775; Donald F. Donahue, \$2,054; Vicki L. Fuller, \$969; Thomas A. Kennedy, \$958.
- 23 Compensation figures include cash and may include amounts elected to be deferred. Certain individuals' aggregate compensation from the fund includes accrued voluntary deferred compensation as follows: Thomas P. Bostick, \$985; Donald F. Donahue, \$2,613; Vicki L. Fuller, \$1,231; Thomas A. Kennedy, \$1,218.
- 24 Compensation figures include cash and may include amounts elected to be deferred. Certain individuals' aggregate compensation from the fund includes accrued voluntary deferred compensation as follows: Thomas P. Bostick, \$2,677; Donald F. Donahue, \$7,090; Vicki L. Fuller, \$3,346; Thomas A. Kennedy, \$3,305.
- 25 Compensation figures include cash and may include amounts elected to be deferred. Certain individuals' aggregate compensation from the fund includes accrued voluntary deferred compensation as follows: Vijay Advani, \$734; Thomas P. Bostick, \$549; Donald F. Donahue, \$1,497; Vicki L. Fuller, \$666; Thomas A. Kennedy, \$696.
- 26 Compensation figures include cash and may include amounts elected to be deferred. Certain individuals' aggregate compensation from the fund includes accrued voluntary deferred compensation as follows: Vijay Advani, \$2,481; Thomas P. Bostick, \$1,383; Donald F. Donahue, \$3,669; Vicki L. Fuller, \$1,625; Thomas A. Kennedy, \$1,706.

AGGREGATE COMPENSATION FROM A FUND	Oscar Munoz	Karen B. Peetz	David M. Thomas	Susan Tomasky	Michael E. Wiley
FIDELITY ADVISOR SERIES I					
Fidelity Advisor Balanced Fund	\$ 1,925	\$ 163	\$ 2,308	\$ 1,950	\$ 2,058
Fidelity Advisor Dividend Growth Fund	\$ 338	\$ 107	\$ 403	\$ 344	\$ 363
Fidelity Advisor Equity Growth Fund	\$ 1,838	\$ 689	\$ 2,194	\$ 1,871	\$ 1,977
Fidelity Advisor Equity Income Fund	\$ 556	\$ 176	\$ 663	\$ 565	\$ 597
Fidelity Advisor Equity Value Fund	\$ 67	\$ 20	\$ 80	\$ 68	\$ 72
Fidelity Advisor Floating Rate High Income Fund ²	\$ 3,578	\$ 831	\$ 4,279	\$ 3,635	\$ 3,839
Fidelity Advisor Growth & Income Fund	\$ 280	\$ 100	\$ 334	\$ 285	\$ 301
Fidelity Advisor Growth Opportunities Fund	\$ 4,646	\$ 1,606	\$ 5,546	\$ 4,728	\$ 4,995
Fidelity Advisor High Income Advantage Fund	\$ 561	\$ 137	\$ 670	\$ 570	\$ 602
Fidelity Advisor Large Cap Fund	\$ 329	\$ 111	\$ 393	\$ 335	\$ 354
Fidelity Advisor Leveraged Company Stock Fund	\$ 302	\$ –	\$ 362	\$ 305	\$ 322
Fidelity Advisor Mid Cap II Fund	\$ 421	\$ 167	\$ 502	\$ 429	\$ 453
Fidelity Advisor Series Equity Growth Fund	\$ 302	\$ 98	\$ 360	\$ 307	\$ 324
Fidelity Advisor Series Growth Opportunities Fund	\$ 213	\$ 69	\$ 254	\$ 217	\$ 229
Fidelity Advisor Series Small Cap Fund	\$ 121	\$ 39	\$ 145	\$ 123	\$ 130
Fidelity Advisor Small Cap Fund	\$ 563	\$ 181	\$ 672	\$ 573	\$ 605
Fidelity Advisor Stock Selector Mid Cap Fund	\$ 594	\$ 187	\$ 709	\$ 605	\$ 639
Fidelity Advisor Value Fund	\$ 116	\$ 25	\$ 138	\$ 117	\$ 124
Fidelity Advisor Value Strategies Fund	\$ 478	\$ 161	\$ 571	\$ 487	\$ 514
Fidelity Real Estate High Income Fund	\$ 197	\$ 56	\$ 235	\$ 201	\$ 212
FIDELITY ADVISOR SERIES VII					
Fidelity Advisor Biotechnology Fund	\$ 526	\$ –	\$ 632	\$ 532	\$ 562
Fidelity Advisor Consumer Discretionary Fund	\$ 128	\$ –	\$ 154	\$ 129	\$ 137
Fidelity Advisor Energy Fund	\$ 450	\$ –	\$ 540	\$ 455	\$ 480
Fidelity Advisor Financials Fund	\$ 158	\$ –	\$ 190	\$ 160	\$ 169
Fidelity Advisor Global Real Estate Fund	\$ 2	\$ –	\$ 2	\$ 2	\$ 2
Fidelity Advisor Health Care Fund	\$ 1,765	\$ –	\$ 2,119	\$ 1,785	\$ 1,884
Fidelity Advisor Industrials Fund	\$ 152	\$ –	\$ 183	\$ 154	\$ 163
Fidelity Advisor Real Estate Fund	\$ 94	\$ –	\$ 113	\$ 95	\$ 100
Fidelity Advisor Semiconductors Fund	\$ 260	\$ –	\$ 312	\$ 263	\$ 278
Fidelity Advisor Technology Fund	\$ 1,152	\$ –	\$ 1,382	\$ 1,166	\$ 1,230
Fidelity Advisor Utilities Fund	\$ 265	\$ –	\$ 318	\$ 268	\$ 283
FIDELITY ADVISOR SERIES VIII					
Fidelity Advisor Diversified International Fund	\$ 431	\$ 103	\$ 516	\$ 438	\$ 463
Fidelity Advisor Emerging Asia Fund	\$ 138	\$ 32	\$ 165	\$ 140	\$ 148
Fidelity Advisor Focused Emerging Markets Fund	\$ 850	\$ 253	\$ 1,015	\$ 864	\$ 913
Fidelity Advisor Global Capital Appreciation Fund	\$ 28	\$ 7	\$ 33	\$ 28	\$ 30
Fidelity Advisor Global Equity Income Fund	\$ 27	\$ 8	\$ 32	\$ 27	\$ 29
Fidelity Advisor International Capital Appreciation Fund	\$ 1,658	\$ 424	\$ 1,982	\$ 1,686	\$ 1,780
Fidelity Advisor Overseas Fund	\$ 111	\$ 27	\$ 133	\$ 113	\$ 119
Fidelity Advisor Value Leaders Fund	\$ 12	\$ 2	\$ 14	\$ 12	\$ 12
FIDELITY CAPITAL TRUST					
Fidelity Capital Appreciation Fund	\$ 1,623	\$ 402	\$ 1,940	\$ 1,649	\$ 1,742
Fidelity Disciplined Equity Fund	\$ 469	\$ 119	\$ 561	\$ 477	\$ 503
Fidelity Focused Stock Fund	\$ 799	\$ 203	\$ 955	\$ 812	\$ 857
Fidelity Stock Selector All Cap Fund ³	\$ 659	\$ 177	\$ 788	\$ 670	\$ 707
Fidelity Stock Selector Small Cap Fund	\$ 659	\$ 177	\$ 788	\$ 670	\$ 707
Fidelity Value Fund ⁴	\$ 2,482	\$ 569	\$ 2,968	\$ 2,522	\$ 2,663
FIDELITY CENTRAL INVESTMENT PORTFOLIOS LLC					
Fidelity Emerging Markets Equity Central Fund	\$ 641	\$ 110	\$ 767	\$ 651	\$ 687
Fidelity Floating Rate Central Fund	\$ 630	\$ 72	\$ 755	\$ 638	\$ 674
Fidelity High Income Central Fund	\$ 536	\$ 36	\$ 643	\$ 543	\$ 573
Fidelity International Equity Central Fund	\$ 1,363	\$ 241	\$ 1,631	\$ 1,384	\$ 1,461
Fidelity Real Estate Equity Central Fund	\$ 300	\$ 46	\$ 359	\$ 304	\$ 321
Fidelity Specialized High Income Central Fund	\$ 104	\$ 9	\$ 125	\$ 106	\$ 112
Fidelity U.S. Equity Central Fund	\$ 4,982	\$ –	\$ 5,991	\$ 5,031	\$ 5,307
FIDELITY COMMONWEALTH TRUST					
Fidelity [®] Nasdaq Composite Index [®] ETF	\$ 1,349	\$ 481	\$ 1,610	\$ 1,373	\$ 1,451

AGGREGATE COMPENSATION FROM A FUND	Oscar Munoz	Karen B. Peetz	David M. Thomas	Susan Tomasky	Michael E. Wiley
FIDELITY CONCORD STREET TRUST					
Fidelity 500 Index Fund ⁵	\$ 122,100	\$ 72,565	\$ 145,581	\$ 124,449	\$ 131,492
Fidelity Extended Market Index Fund ⁶	\$ 9,478	\$ 5,477	\$ 11,301	\$ 9,660	\$ 10,207
Fidelity Flex 500 Index Fund	\$ 995	\$ 595	\$ 1,186	\$ 1,014	\$ 1,072
Fidelity Founders Fund	\$ 31	\$ 23	\$ 37	\$ 31	\$ 33
Fidelity International Index Fund ⁷	\$ 12,357	\$ 7,101	\$ 14,733	\$ 12,595	\$ 13,308
Fidelity Large Cap Stock Fund	\$ 921	\$ 693	\$ 1,099	\$ 939	\$ 992
Fidelity Large Cap Stock K6 Fund	\$ 11	\$ 8	\$ 13	\$ 11	\$ 12
Fidelity Mid-Cap Stock Fund ⁸	\$ 2,074	\$ 1,488	\$ 2,473	\$ 2,114	\$ 2,234
Fidelity Mid-Cap Stock K6 Fund	\$ 246	\$ 185	\$ 294	\$ 251	\$ 265
Fidelity [®] Nasdaq Composite Index [®] Fund	\$ 3,494	\$ 1,242	\$ 4,171	\$ 3,556	\$ 3,757
Fidelity SAI International Small Cap Index Fund	\$ 210	\$ 49	\$ 251	\$ 213	\$ 225
Fidelity SAI Japan Stock Index Fund	\$ 271	\$ 55	\$ 324	\$ 275	\$ 290
Fidelity Series International Index Fund	\$ 101	\$ 25	\$ 120	\$ 102	\$ 108
Fidelity Series Small Cap Core Fund	\$ 21	\$ 20	\$ 25	\$ 22	\$ 23
Fidelity Series Small Cap Discovery Fund	\$ 331	\$ 245	\$ 395	\$ 337	\$ 357
Fidelity Series Total Market Index Fund	\$ 16,635	\$ 9,777	\$ 19,834	\$ 16,955	\$ 17,915
Fidelity Small Cap Discovery Fund	\$ 726	\$ 522	\$ 866	\$ 740	\$ 782
Fidelity Small Cap Stock Fund	\$ 326	\$ 238	\$ 389	\$ 333	\$ 352
Fidelity Small Cap Stock K6 Fund	\$ 17	\$ 12	\$ 20	\$ 17	\$ 18
Fidelity Total Market Index Fund ⁹	\$ 21,871	\$ 12,903	\$ 26,077	\$ 22,291	\$ 23,553
Fidelity ZERO Extended Market Index Fund	\$ 406	\$ 102	\$ 485	\$ 413	\$ 436
Fidelity ZERO International Index Fund	\$ 970	\$ 250	\$ 1,160	\$ 986	\$ 1,042
Fidelity ZERO Large Cap Index Fund	\$ 1,799	\$ 478	\$ 2,150	\$ 1,828	\$ 1,931
Fidelity ZERO Total Market Index Fund	\$ 4,200	\$ 1,125	\$ 5,020	\$ 4,269	\$ 4,509
FIDELITY CONTRAFUND					
Fidelity Advisor New Insights Fund ¹⁰	\$ 4,943	\$ 2,067	\$ 5,894	\$ 5,038	\$ 5,324
Fidelity Contrafund ¹¹	\$ 31,068	\$ 13,208	\$ 37,042	\$ 31,665	\$ 33,457
Fidelity Contrafund K6	\$ 7,062	\$ 3,173	\$ 8,420	\$ 7,198	\$ 7,605
Fidelity Series Opportunistic Insights Fund	\$ 2,639	\$ 1,074	\$ 3,147	\$ 2,690	\$ 2,842
FIDELITY COVINGTON TRUST					
Fidelity Blue Chip Growth ETF	\$ 132	\$ –	\$ 158	\$ 133	\$ 141
Fidelity Blue Chip Value ETF	\$ 39	\$ –	\$ 46	\$ 39	\$ 41
Fidelity Clean Energy ETF	\$ 12	\$ –	\$ 14	\$ 12	\$ 12
Fidelity Cloud Computing ETF	\$ 7	\$ –	\$ 8	\$ 7	\$ 7
Fidelity Crypto Industry and Digital Payments ETF	\$ 6	\$ –	\$ 8	\$ 6	\$ 7
Fidelity Digital Health ETF	\$ 3	\$ –	\$ 4	\$ 3	\$ 3
Fidelity Disruptive Automation ETF	\$ 32	\$ –	\$ 39	\$ 32	\$ 34
Fidelity Disruptive Communications ETF	\$ 12	\$ –	\$ 14	\$ 12	\$ 13
Fidelity Disruptive Finance ETF	\$ 16	\$ –	\$ 19	\$ 16	\$ 17
Fidelity Disruptive Medicine ETF	\$ 15	\$ –	\$ 18	\$ 15	\$ 16
Fidelity Disruptive Technology ETF	\$ 28	\$ –	\$ 34	\$ 28	\$ 30
Fidelity Disruptors ETF	\$ 32	\$ –	\$ 39	\$ 33	\$ 34
Fidelity Dividend ETF for Rising Rates	\$ 173	\$ –	\$ 208	\$ 175	\$ 185
Fidelity Electric Vehicles and Future Transportation ETF	\$ 14	\$ –	\$ 17	\$ 14	\$ 15
Fidelity Emerging Markets Multifactor ETF	\$ 7	\$ 2	\$ 9	\$ 7	\$ 8
Fidelity Enhanced International ETF	\$ 459	\$ 40	\$ 550	\$ 465	\$ 491
Fidelity Enhanced Large Cap Core ETF	\$ 610	\$ 48	\$ 732	\$ 618	\$ 652
Fidelity Enhanced Large Cap Growth ETF	\$ 597	\$ 62	\$ 715	\$ 606	\$ 639
Fidelity Enhanced Large Cap Value ETF	\$ 1,708	\$ 133	\$ 2,048	\$ 1,730	\$ 1,826
Fidelity Enhanced Mid Cap ETF	\$ 533	\$ 43	\$ 639	\$ 540	\$ 570
Fidelity Enhanced Small Cap ETF	\$ 126	\$ 54	\$ 150	\$ 129	\$ 136
Fidelity Fundamental Large Cap Core ETF	\$ 24	\$ –	\$ 29	\$ 25	\$ 26
Fidelity Fundamental Large Cap Growth ETF	\$ 30	\$ –	\$ 36	\$ 30	\$ 31
Fidelity Fundamental Large Cap Value ETF ¹	\$ 4	\$ 0	\$ 5	\$ 4	\$ 5
Fidelity Fundamental Small-Mid Cap ETF	\$ 9	\$ –	\$ 11	\$ 9	\$ 9
Fidelity Growth Opportunities ETF	\$ 30	\$ –	\$ 36	\$ 30	\$ 32
Fidelity High Dividend ETF	\$ 415	\$ –	\$ 498	\$ 420	\$ 443
Fidelity High Yield Factor ETF	\$ 83	\$ 6	\$ 99	\$ 84	\$ 89
Fidelity International High Dividend ETF	\$ 27	\$ 6	\$ 32	\$ 27	\$ 29
Fidelity International Multifactor ETF	\$ 6	\$ 2	\$ 8	\$ 7	\$ 7

AGGREGATE COMPENSATION FROM A FUND	Oscar Munoz	Karen B. Peetz	David M. Thomas	Susan Tomasky	Michael E. Wiley
Fidelity International Value Factor ETF	\$ 14	\$ 4	\$ 17	\$ 14	\$ 15
Fidelity Low Volatility Factor ETF	\$ 144	\$ –	\$ 173	\$ 146	\$ 154
Fidelity Magellan ETF	\$ 13	\$ –	\$ 16	\$ 14	\$ 14
Fidelity Metaverse ETF	\$ 4	\$ –	\$ 5	\$ 4	\$ 4
Fidelity Momentum Factor ETF	\$ 37	\$ –	\$ 44	\$ 37	\$ 39
Fidelity MSCI Communication Services Index ETF	\$ 170	\$ –	\$ 204	\$ 172	\$ 182
Fidelity MSCI Consumer Discretionary Index ETF	\$ 326	\$ –	\$ 392	\$ 330	\$ 348
Fidelity MSCI Consumer Staples Index ETF	\$ 340	\$ –	\$ 408	\$ 344	\$ 363
Fidelity MSCI Energy Index ETF	\$ 471	\$ –	\$ 565	\$ 476	\$ 503
Fidelity MSCI Financials Index ETF	\$ 451	\$ –	\$ 542	\$ 456	\$ 481
Fidelity MSCI Health Care Index ETF	\$ 925	\$ –	\$ 1,110	\$ 935	\$ 987
Fidelity MSCI Industrials Index ETF	\$ 213	\$ –	\$ 255	\$ 215	\$ 227
Fidelity MSCI Information Technology Index ETF	\$ 1,716	\$ –	\$ 2,059	\$ 1,736	\$ 1,832
Fidelity MSCI Materials Index ETF	\$ 136	\$ –	\$ 163	\$ 138	\$ 145
Fidelity MSCI Real Estate Index ETF	\$ 430	\$ –	\$ 517	\$ 435	\$ 459
Fidelity MSCI Utilities Index ETF	\$ 644	\$ –	\$ 773	\$ 652	\$ 688
Fidelity Preferred Securities & Income ETF	\$ 10	\$ 1	\$ 12	\$ 10	\$ 10
Fidelity Quality Factor ETF	\$ 82	\$ –	\$ 98	\$ 83	\$ 87
Fidelity Real Estate Investment ETF	\$ 5	\$ –	\$ 6	\$ 5	\$ 5
Fidelity Small-Mid Multifactor ETF	\$ 27	\$ –	\$ 33	\$ 28	\$ 29
Fidelity Stocks for Inflation ETF	\$ 66	\$ –	\$ 79	\$ 67	\$ 70
Fidelity Sustainable High Yield ETF	\$ 3	\$ –	\$ 3	\$ 3	\$ 3
Fidelity Sustainable U.S. Equity ETF	\$ 2	\$ –	\$ 3	\$ 2	\$ 2
Fidelity U.S. Multifactor ETF	\$ 7	\$ –	\$ 8	\$ 7	\$ 7
Fidelity Value Factor ETF	\$ 142	\$ –	\$ 170	\$ 143	\$ 151
Fidelity Women's Leadership ETF	\$ 1	\$ –	\$ 1	\$ 1	\$ 1
FIDELITY DESTINY PORTFOLIOS					
Fidelity Advisor Capital Development Fund	\$ 1,123	\$ 188	\$ 1,344	\$ 1,140	\$ 1,203
Fidelity Advisor Diversified Stock Fund	\$ 769	\$ 132	\$ 920	\$ 780	\$ 823
FIDELITY DEVONSHIRE TRUST					
Fidelity Equity-Income Fund ¹²	\$ 2,144	\$ 1,061	\$ 2,556	\$ 2,185	\$ 2,309
Fidelity Equity-Income K6 Fund	\$ 44	\$ 20	\$ 52	\$ 45	\$ 47
Fidelity Mid Cap Value Fund	\$ 446	\$ 216	\$ 532	\$ 455	\$ 480
Fidelity Mid Cap Value K6 Fund	\$ 10	\$ 5	\$ 12	\$ 10	\$ 11
Fidelity Series All-Sector Equity Fund	\$ 884	\$ 429	\$ 1,055	\$ 901	\$ 952
Fidelity Series Stock Selector Large Cap Value Fund	\$ 2,875	\$ 1,397	\$ 3,428	\$ 2,930	\$ 3,096
Fidelity Series Value Discovery Fund	\$ 2,764	\$ 1,358	\$ 3,295	\$ 2,817	\$ 2,976
Fidelity Stock Selector Large Cap Value Fund	\$ 141	\$ 69	\$ 168	\$ 143	\$ 152
FIDELITY FINANCIAL TRUST					
Fidelity Convertible Securities Fund	\$ 518	\$ 167	\$ 619	\$ 528	\$ 557
Fidelity Equity Dividend Income Fund	\$ 1,759	\$ 553	\$ 2,100	\$ 1,790	\$ 1,891
FIDELITY HANOVER STREET TRUST					
Fidelity Emerging Markets Debt Central Fund	\$ 636	\$ 247	\$ 758	\$ 648	\$ 685
Fidelity Emerging Markets Debt Local Currency Central Fund	\$ 73	\$ 34	\$ 87	\$ 75	\$ 79
FIDELITY HASTINGS STREET TRUST					
Fidelity Fund	\$ 1,804	\$ –	\$ 2,169	\$ 1,822	\$ 1,922
Fidelity Growth Discovery Fund	\$ 880	\$ –	\$ 1,057	\$ 888	\$ 937
Fidelity Mega Cap Stock Fund	\$ 416	\$ –	\$ 500	\$ 420	\$ 443
Fidelity Series Emerging Markets Debt Fund	\$ 358	\$ 143	\$ 427	\$ 365	\$ 385
Fidelity Series Emerging Markets Debt Local Currency Fund	\$ 120	\$ 48	\$ 144	\$ 123	\$ 130
Fidelity Series Large Cap Stock Fund	\$ 4,270	\$ –	\$ 5,132	\$ 4,315	\$ 4,552
FIDELITY INVESTMENT TRUST					
Fidelity Canada Fund	\$ 277	\$ 65	\$ 331	\$ 281	\$ 297
Fidelity China Region Fund	\$ 319	\$ 71	\$ 382	\$ 325	\$ 343
Fidelity Diversified International Fund ¹³	\$ 2,865	\$ 680	\$ 3,425	\$ 2,912	\$ 3,075
Fidelity Diversified International K6 Fund	\$ 1,261	\$ 314	\$ 1,507	\$ 1,282	\$ 1,354
Fidelity Emerging Asia Fund	\$ 295	\$ 68	\$ 353	\$ 300	\$ 317
Fidelity Emerging Markets Discovery Fund	\$ 202	\$ 63	\$ 242	\$ 206	\$ 218
Fidelity Emerging Markets Fund	\$ 2,090	\$ 534	\$ 2,498	\$ 2,125	\$ 2,244
Fidelity Enduring Opportunities Fund	\$ 4	\$ 1	\$ 4	\$ 4	\$ 4

AGGREGATE COMPENSATION FROM A FUND	Oscar	Karen B.	David M.	Susan	Michael E.
	Munoz	Peetz	Thomas	Tomasky	Wiley
Fidelity Europe Fund	\$ 188	\$ 44	\$ 225	\$ 191	\$ 202
Fidelity Global Commodity Stock Fund	\$ 500	\$ 90	\$ 599	\$ 508	\$ 537
Fidelity Global Equity Income Fund	\$ 48	\$ 12	\$ 58	\$ 49	\$ 52
Fidelity Infrastructure Fund	\$ 14	\$ 3	\$ 17	\$ 15	\$ 15
Fidelity International Capital Appreciation Fund	\$ 1,309	\$ 322	\$ 1,565	\$ 1,330	\$ 1,405
Fidelity International Capital Appreciation K6 Fund	\$ 294	\$ 78	\$ 352	\$ 299	\$ 316
Fidelity International Discovery Fund ¹⁴	\$ 2,394	\$ 564	\$ 2,862	\$ 2,432	\$ 2,569
Fidelity International Discovery K6 Fund	\$ 178	\$ 46	\$ 213	\$ 181	\$ 191
Fidelity International Growth Fund	\$ 1,342	\$ 347	\$ 1,604	\$ 1,364	\$ 1,441
Fidelity International Small Cap Fund	\$ 1,047	\$ 274	\$ 1,252	\$ 1,064	\$ 1,124
Fidelity International Small Cap Opportunities Fund	\$ 331	\$ 77	\$ 396	\$ 336	\$ 355
Fidelity International Value Fund	\$ 216	\$ 53	\$ 258	\$ 220	\$ 232
Fidelity Japan Fund	\$ 197	\$ 51	\$ 236	\$ 201	\$ 212
Fidelity Japan Smaller Companies Fund	\$ 125	\$ 34	\$ 150	\$ 127	\$ 134
Fidelity Latin America Fund	\$ 82	\$ 20	\$ 98	\$ 83	\$ 88
Fidelity Nordic Fund	\$ 93	\$ 22	\$ 111	\$ 94	\$ 100
Fidelity Overseas Fund ¹⁵	\$ 2,346	\$ 578	\$ 2,805	\$ 2,385	\$ 578
Fidelity Pacific Basin Fund	\$ 227	\$ 52	\$ 271	\$ 230	\$ 243
Fidelity SAI International SMA Completion Fund	\$ 153	\$ 40	\$ 183	\$ 156	\$ 165
Fidelity SAI Sustainable Emerging Markets Equity Fund	\$ 1	\$ 0	\$ 1	\$ 1	\$ 1
Fidelity SAI Sustainable International Equity Fund	\$ 1	\$ 0	\$ 1	\$ 1	\$ 1
Fidelity Series Canada Fund	\$ 1,592	\$ 358	\$ 1,904	\$ 1,617	\$ 1,708
Fidelity Series Emerging Markets Fund	\$ 1,029	\$ 326	\$ 1,230	\$ 1,047	\$ 1,105
Fidelity Series Emerging Markets Opportunities Fund	\$ 7,088	\$ 1,604	\$ 8,476	\$ 7,202	\$ 7,606
Fidelity Series International Growth Fund	\$ 4,075	\$ 977	\$ 4,872	\$ 4,141	\$ 4,373
Fidelity Series International Small Cap Fund	\$ 1,124	\$ 271	\$ 1,343	\$ 1,142	\$ 1,206
Fidelity Series International Value Fund	\$ 4,088	\$ 997	\$ 4,887	\$ 4,154	\$ 4,387
Fidelity Series Overseas Fund	\$ 4,079	\$ 979	\$ 4,876	\$ 4,145	\$ 4,377
Fidelity Series Select International Small Cap Fund ¹	\$ -	\$ -	\$ -	\$ -	\$ -
Fidelity Series Sustainable Emerging Markets Fund ¹	\$ 1	\$ 1	\$ 2	\$ 1	\$ 1
Fidelity Series Sustainable Non-U.S. Developed Markets Fund ¹	\$ 2	\$ 1	\$ 2	\$ 2	\$ 2
Fidelity Sustainable Emerging Markets Equity Fund	\$ 1	\$ 0	\$ 2	\$ 1	\$ 1
Fidelity Sustainable International Equity Fund	\$ 2	\$ 1	\$ 2	\$ 2	\$ 2
Fidelity Total Emerging Markets Fund	\$ 76	\$ 17	\$ 90	\$ 77	\$ 81
Fidelity Total International Equity Fund	\$ 66	\$ 17	\$ 78	\$ 67	\$ 70
Fidelity Worldwide Fund	\$ 683	\$ 173	\$ 817	\$ 694	\$ 733
FIDELITY MAGELLAN FUND					
Fidelity Magellan Fund ¹⁶	\$ 7,814	\$ 5,229	\$ 9,317	\$ 7,964	\$ 8,415
Fidelity Magellan K6 Fund	\$ 69	\$ 46	\$ 82	\$ 70	\$ 74
FIDELITY MT. VERNON STREET TRUST					
Fidelity Equity Growth K6 Fund	\$ 0	\$ 0	\$ 0	\$ 0	\$ 0
Fidelity Growth Company Fund ¹⁷	\$ 13,652	\$ 4,729	\$ 16,299	\$ 13,895	\$ 14,678
Fidelity Growth Company K6 Fund	\$ 4,088	\$ 1,535	\$ 4,879	\$ 4,161	\$ 4,396
Fidelity Growth Strategies Fund	\$ 911	\$ 305	\$ 1,088	\$ 927	\$ 979
Fidelity Growth Strategies K6 Fund	\$ 41	\$ 14	\$ 49	\$ 42	\$ 44
Fidelity [®] New Millennium Fund [®]	\$ 895	\$ 329	\$ 1,069	\$ 911	\$ 963
Fidelity Series Growth Company Fund	\$ 3,945	\$ 1,290	\$ 4,709	\$ 4,015	\$ 4,242
FIDELITY PURITAN TRUST					
Fidelity Balanced Fund ¹⁸	\$ 11,782	\$ 973	\$ 14,125	\$ 11,936	\$ 12,599
Fidelity Balanced K6 Fund	\$ 415	\$ 38	\$ 497	\$ 421	\$ 444
Fidelity Low-Priced Stock Fund ¹⁹	\$ 8,458	\$ -	\$ 10,153	\$ 8,556	\$ 9,029
Fidelity Low-Priced Stock K6 Fund	\$ 916	\$ -	\$ 1,100	\$ 927	\$ 978
Fidelity [®] Puritan [®] Fund ²⁰	\$ 8,225	\$ 665	\$ 9,861	\$ 8,332	\$ 8,794
Fidelity Puritan K6 Fund	\$ 280	\$ 26	\$ 335	\$ 284	\$ 299
Fidelity Series Intrinsic Opportunities Fund	\$ 1,300	\$ -	\$ 1,565	\$ 1,311	\$ 1,383
Fidelity Value Discovery Fund	\$ 880	\$ -	\$ 1,057	\$ 890	\$ 940
Fidelity Value Discovery K6 Fund	\$ 53	\$ -	\$ 64	\$ 54	\$ 57
FIDELITY SECURITIES FUND					
Fidelity Blue Chip Growth Fund ²¹	\$ 11,955	\$ -	\$ 14,350	\$ 12,094	\$ 12,763
Fidelity Blue Chip Growth K6 Fund	\$ 2,124	\$ -	\$ 2,549	\$ 2,150	\$ 2,269
Fidelity Blue Chip Value Fund	\$ 232	\$ -	\$ 278	\$ 234	\$ 247

AGGREGATE COMPENSATION FROM A FUND	Oscar Munoz	Karen B. Peetz	David M. Thomas	Susan Tomasky	Michael E. Wiley
Fidelity Dividend Growth Fund ²²	\$ 1,896	\$ –	\$ 2,276	\$ 1,918	\$ 2,024
Fidelity Growth & Income Portfolio ²³	\$ 2,411	\$ –	\$ 2,893	\$ 2,439	\$ 2,574
Fidelity Leveraged Company Stock Fund	\$ 598	\$ –	\$ 718	\$ 605	\$ 638
Fidelity OTC K6 Portfolio	\$ 523	\$ –	\$ 628	\$ 529	\$ 558
Fidelity OTC Portfolio ²⁴	\$ 6,544	\$ –	\$ 7,856	\$ 6,620	\$ 6,986
Fidelity Real Estate Income Fund	\$ 1,524	\$ –	\$ 1,831	\$ 1,541	\$ 1,626
Fidelity Series Blue Chip Growth Fund	\$ 2,367	\$ –	\$ 2,840	\$ 2,396	\$ 2,529
Fidelity Series Real Estate Income Fund	\$ 150	\$ –	\$ 180	\$ 151	\$ 160
Fidelity Series Small Cap Opportunities Fund	\$ 1,446	\$ –	\$ 1,737	\$ 1,463	\$ 1,544
Fidelity Small Cap Growth Fund	\$ 1,553	\$ –	\$ 1,864	\$ 1,571	\$ 1,657
Fidelity Small Cap Growth K6 Fund	\$ 432	\$ –	\$ 518	\$ 437	\$ 462
Fidelity Small Cap Value Fund	\$ 1,451	\$ –	\$ 1,742	\$ 1,468	\$ 1,549
FIDELITY SELECT PORTFOLIOS					
Automotive Portfolio	\$ 34	\$ 20	\$ 40	\$ 34	\$ 36
Banking Portfolio	\$ 108	\$ 61	\$ 129	\$ 110	\$ 117
Biotechnology Portfolio ²⁵	\$ 1,366	\$ 734	\$ 1,629	\$ 1,393	\$ 1,471
Brokerage and Investment Management Portfolio	\$ 214	\$ 118	\$ 256	\$ 219	\$ 231
Chemicals Portfolio	\$ 187	\$ 103	\$ 223	\$ 191	\$ 202
Communication Services Portfolio	\$ 305	\$ 196	\$ 364	\$ 311	\$ 329
Construction and Housing Portfolio	\$ 166	\$ 101	\$ 198	\$ 169	\$ 179
Consumer Discretionary Portfolio	\$ 136	\$ 80	\$ 162	\$ 138	\$ 146
Consumer Staples Portfolio	\$ 466	\$ 262	\$ 555	\$ 475	\$ 501
Defense and Aerospace Portfolio	\$ 446	\$ 245	\$ 531	\$ 454	\$ 480
Energy Portfolio	\$ 727	\$ 390	\$ 866	\$ 741	\$ 783
Financials Portfolio	\$ 168	\$ 88	\$ 200	\$ 171	\$ 181
FinTech Portfolio	\$ 31	\$ 17	\$ 37	\$ 32	\$ 33
Gold Portfolio	\$ 443	\$ 218	\$ 528	\$ 451	\$ 477
Health Care Portfolio	\$ 2,374	\$ 1,284	\$ 2,830	\$ 2,419	\$ 2,556
Health Care Services Portfolio	\$ 477	\$ 260	\$ 568	\$ 486	\$ 513
Industrials Portfolio	\$ 137	\$ 79	\$ 163	\$ 139	\$ 147
Insurance Portfolio	\$ 122	\$ 68	\$ 145	\$ 124	\$ 131
Fidelity International Real Estate Fund	\$ 201	\$ –	\$ 242	\$ 203	\$ 215
Enterprise Technology Services Portfolio	\$ 592	\$ 326	\$ 706	\$ 603	\$ 637
Fidelity Environment and Alternative Energy Fund	\$ 143	\$ 82	\$ 171	\$ 146	\$ 154
Leisure Portfolio	\$ 179	\$ 103	\$ 214	\$ 183	\$ 193
Materials Portfolio	\$ 288	\$ 155	\$ 343	\$ 293	\$ 310
Medical Technology and Devices Portfolio	\$ 1,904	\$ 987	\$ 2,270	\$ 1,941	\$ 2,051
Fidelity Natural Resources Fund	\$ 202	\$ 107	\$ 241	\$ 206	\$ 217
Pharmaceuticals Portfolio	\$ 245	\$ 140	\$ 292	\$ 250	\$ 264
Retailing Portfolio	\$ 820	\$ 462	\$ 978	\$ 836	\$ 883
Fidelity Real Estate Investment Portfolio	\$ 1,020	\$ –	\$ 1,225	\$ 1,030	\$ 1,087
Semiconductors Portfolio	\$ 2,963	\$ 1,856	\$ 3,532	\$ 3,020	\$ 3,190
Software and IT Services Portfolio	\$ 2,993	\$ 1,787	\$ 3,568	\$ 3,050	\$ 3,223
Tech Hardware Portfolio	\$ 238	\$ 140	\$ 284	\$ 243	\$ 257
Technology Portfolio	\$ 3,180	\$ 1,950	\$ 3,792	\$ 3,241	\$ 3,425
Telecommunications Portfolio	\$ 58	\$ 30	\$ 69	\$ 59	\$ 62
Fidelity Telecom and Utilities Fund	\$ 268	\$ 124	\$ 320	\$ 274	\$ 289
Transportation Portfolio	\$ 169	\$ 95	\$ 201	\$ 172	\$ 182
Utilities Portfolio	\$ 388	\$ 208	\$ 463	\$ 395	\$ 418
Wireless Portfolio	\$ 90	\$ 51	\$ 108	\$ 92	\$ 97
FIDELITY SUMMER STREET TRUST					
Fidelity Agricultural Productivity Fund	\$ 39	\$ –	\$ 47	\$ 40	\$ 42
Fidelity Capital & Income Fund ²⁶	\$ 3,348	\$ 2,481	\$ 3,991	\$ 3,412	\$ 3,605
Fidelity Climate Action Fund	\$ 6	\$ –	\$ 7	\$ 6	\$ 7
Fidelity Focused High Income Fund	\$ 60	\$ 43	\$ 71	\$ 61	\$ 64
Fidelity Global High Income Fund	\$ 21	\$ 16	\$ 26	\$ 22	\$ 23
Fidelity Healthy Future Fund	\$ 2	\$ 1	\$ 2	\$ 2	\$ 2
Fidelity High Income Fund	\$ 770	\$ 555	\$ 918	\$ 785	\$ 830
Fidelity New Markets Income Fund	\$ 1,244	\$ 478	\$ 1,484	\$ 1,268	\$ 1,340
Fidelity SAI High Income Fund	\$ 458	\$ 334	\$ 546	\$ 467	\$ 493
Fidelity SAI Sustainable Future Fund	\$ 1	\$ –	\$ 1	\$ 1	\$ 1

AGGREGATE COMPENSATION FROM A FUND	Oscar Munoz	Karen B. Peetz	David M. Thomas	Susan Tomasky	Michael E. Wiley
Fidelity SAI Sustainable Sector Fund	\$ 2	\$ –	\$ 2	\$ 2	\$ 2
Fidelity SAI Sustainable U.S. Equity Fund	\$ 1	\$ –	\$ 1	\$ 1	\$ 1
Fidelity Series Floating Rate High Income Fund	\$ 66	\$ 11	\$ 79	\$ 67	\$ 71
Fidelity Series High Income Fund	\$ 351	\$ 261	\$ 419	\$ 358	\$ 379
Fidelity Series Sustainable U.S. Market Fund ¹	\$ 2	\$ 1	\$ 2	\$ 2	\$ 2
Fidelity Short Duration High Income Fund	\$ 114	\$ 76	\$ 136	\$ 117	\$ 123
Fidelity Sustainable U.S. Equity Fund	\$ 5	\$ –	\$ 6	\$ 5	\$ 5
Fidelity U.S. Low Volatility Equity Fund	\$ 48	\$ 33	\$ 58	\$ 49	\$ 52
Fidelity Water Sustainability Fund	\$ 27	\$ –	\$ 33	\$ 27	\$ 29
Fidelity Women's Leadership Fund	\$ 42	\$ 31	\$ 50	\$ 43	\$ 45
FIDELITY TREND FUND					
Fidelity Trend Fund	\$ 753	\$ 322	\$ 898	\$ 768	\$ 811
TOTAL COMPENSATION FROM THE FUND COMPLEX(A)	\$ 520,000	\$ 216,667	\$ 620,000	\$ 530,000	\$ 560,000

^A Reflects compensation received for the calendar year ended December 31, 2023, for 322 funds of 30 trusts (including Fidelity Central Investment Portfolios LLC). Compensation figures include cash and may include amounts elected to be deferred. Certain individuals' aggregate compensation from the fund includes accrued voluntary deferred compensation as follows: Karen Peetz: \$128,708; Susan Tomasky: \$180,000.

¹ Estimated for the fund's first full year.

² Compensation figures include cash and may include amounts elected to be deferred. Certain individuals' aggregate compensation from the fund includes accrued voluntary deferred compensation as follows: Karen Peetz: \$831; Susan Tomasky: \$2,142.

³ Compensation figures include cash and may include amounts elected to be deferred. Certain individuals' aggregate compensation from the fund includes accrued voluntary deferred compensation as follows: Karen Peetz: \$248; Susan Tomasky: \$888.

⁴ Compensation figures include cash and may include amounts elected to be deferred. Certain individuals' aggregate compensation from the fund includes accrued voluntary deferred compensation as follows: Karen Peetz: \$569; Susan Tomasky: \$1,486.

⁵ Compensation figures include cash and may include amounts elected to be deferred. Certain individuals' aggregate compensation from the fund includes accrued voluntary deferred compensation as follows: Karen Peetz: \$72,565; Susan Tomasky: \$71,397.

⁶ Compensation figures include cash and may include amounts elected to be deferred. Certain individuals' aggregate compensation from the fund includes accrued voluntary deferred compensation as follows: Oscar Munoz: \$1,332; Karen Peetz: \$5,477; Susan Tomasky: \$5,544.

⁷ Compensation figures include cash and may include amounts elected to be deferred. Certain individuals' aggregate compensation from the fund includes accrued voluntary deferred compensation as follows: Oscar Munoz: \$1,712; Karen Peetz: \$7,101; Susan Tomasky: \$7,228.

⁸ Compensation figures include cash and may include amounts elected to be deferred. Certain individuals' aggregate compensation from the fund includes accrued voluntary deferred compensation as follows: Oscar Munoz: \$528; Karen Peetz: \$1,488; Susan Tomasky: \$1,209.

⁹ Compensation figures include cash and may include amounts elected to be deferred. Certain individuals' aggregate compensation from the fund includes accrued voluntary deferred compensation as follows: Oscar Munoz: \$3,095; Karen Peetz: \$12,903; Susan Tomasky: \$12,790.

¹⁰ Compensation figures include cash and may include amounts elected to be deferred. Certain individuals' aggregate compensation from the fund includes accrued voluntary deferred compensation as follows: Karen Peetz: \$2,067; Susan Tomasky: \$2,901.

¹¹ Compensation figures include cash and may include amounts elected to be deferred. Certain individuals' aggregate compensation from the fund includes accrued voluntary deferred compensation as follows: Karen Peetz: \$13,208; Susan Tomasky: \$18,228.

¹² Compensation figures include cash and may include amounts elected to be deferred. Certain individuals' aggregate compensation from the fund includes accrued voluntary deferred compensation as follows: Oscar Munoz: \$145; Karen Peetz: \$1,061; Susan Tomasky: \$1,257.

¹³ Compensation figures include cash and may include amounts elected to be deferred. Certain individuals' aggregate compensation from the fund includes accrued voluntary deferred compensation as follows: Karen Peetz: \$680; Susan Tomasky: \$1,713.

¹⁴ Compensation figures include cash and may include amounts elected to be deferred. Certain individuals' aggregate compensation from the fund includes accrued voluntary deferred compensation as follows: Karen Peetz: \$564; Susan Tomasky: \$1,431.

¹⁵ Compensation figures include cash and may include amounts elected to be deferred. Certain individuals' aggregate compensation from the fund includes accrued voluntary deferred compensation as follows: Susan Tomasky: \$1,402.

¹⁶ Compensation figures include cash and may include amounts elected to be deferred. Certain individuals' aggregate compensation from the fund includes accrued voluntary deferred compensation as follows: Oscar Munoz: \$1,647; Karen Peetz: \$5,229; Susan Tomasky: \$4,561.

¹⁷ Compensation figures include cash and may include amounts elected to be deferred. Certain individuals' aggregate compensation from the fund includes accrued voluntary deferred compensation as follows: Karen Peetz: \$4,729; Susan Tomasky: \$8,084.

¹⁸ Compensation figures include cash and may include amounts elected to be deferred. Certain individuals' aggregate compensation from the fund includes accrued voluntary deferred compensation as follows: Karen Peetz: \$973; Susan Tomasky: \$7,172.

¹⁹ Compensation figures include cash and may include amounts elected to be deferred. Certain individuals' aggregate compensation from the fund includes accrued voluntary deferred compensation as follows: Susan Tomasky: \$5,190.

²⁰ Compensation figures include cash and may include amounts elected to be deferred. Certain individuals' aggregate compensation from the fund includes accrued voluntary deferred compensation as follows: Karen Peetz: \$665; Susan Tomasky: \$5,008.

²¹ Compensation figures include cash and may include amounts elected to be deferred. Certain individuals' aggregate compensation from the fund includes accrued voluntary deferred compensation as follows: Susan Tomasky: \$7,333.

- ²² Compensation figures include cash and may include amounts elected to be deferred. Certain individuals' aggregate compensation from the fund includes accrued voluntary deferred compensation as follows: Susan Tomasky: \$1,163.
- ²³ Compensation figures include cash and may include amounts elected to be deferred. Certain individuals' aggregate compensation from the fund includes accrued voluntary deferred compensation as follows: Susan Tomasky: \$1,477.
- ²⁴ Compensation figures include cash and may include amounts elected to be deferred. Certain individuals' aggregate compensation from the fund includes accrued voluntary deferred compensation as follows: Susan Tomasky: \$4,015.
- ²⁵ Compensation figures include cash and may include amounts elected to be deferred. Certain individuals' aggregate compensation from the fund includes accrued voluntary deferred compensation as follows: Oscar Munoz: \$169; Karen Peetz: \$734; Susan Tomasky: \$800.
- ²⁶ Compensation figures include cash and may include amounts elected to be deferred. Certain individuals' aggregate compensation from the fund includes accrued voluntary deferred compensation as follows: Oscar Munoz: \$897; Karen Peetz: 2,481; Susan Tomasky: \$1,951.

APPENDIX F

The following table provides the number of meetings the Board of Trustees and each standing committee held during each of the fiscal year ends listed in the table. See Appendix A for each fund's fiscal year end.

<u>Fiscal Year End</u>	<u>Board of Trustees</u>	<u>Operations Committee</u>	<u>Fair Value Oversight Committee</u>	<u>Equity Committee I</u>	<u>Equity Committee II</u>	<u>Shareholder, Distribution and Brokerage, and Proxy Voting Committee</u>	<u>Audit Committee</u>	<u>Governance and Nominating Committee</u>	<u>Compliance Committee</u>	<u>Research Committee</u>
5/31/23	7	10	5	7	7	7	5	8	7	7
6/30/23	7	10	5	7	7	6	5	9	6	7
7/31/23	7	10	4	7	7	6	5	9	5	7
8/31/23	7	10	4	7	7	6	5	9	5	7
9/30/23	7	10	4	7	7	5	6	9	5	7
10/31/23	8	10	4	6	6	5	6	10	5	7
11/30/23	8	10	5	6	6	5	6	10	5	6
12/31/23	9	10	4	6	6	5	6	10	5	6
1/31/24	9	10	4	6	6	5	6	10	4	6
2/29/24	9	10	4	6	6	5	6	10	4	6
3/31/24	9	10	4	6	6	5	5	10	4	6
4/30/24	9	10	4	6	6	6	5	10	4	6

APPENDIX G

Fees billed by PwC or Deloitte Entities in each of the last two fiscal years for services rendered to each fund are shown in the table below. Appendix A identifies the independent registered public accounting firm for each fund.

January 31, 2024^{A,B}

	Audit Fees	Audit-Related Fees	Tax Fees	All Other Fees
Fidelity Equity-Income Fund	\$ 79,100	\$ 5,400	\$ 38,200	\$ 1,800
Fidelity Equity-Income K6 Fund	\$ 59,100	\$ –	\$ 9,800	\$ 1,200
Fidelity Mid Cap Value Fund	\$ 52,700	\$ 4,100	\$ 10,900	\$ 1,400
Fidelity Mid Cap Value K6 Fund	\$ 37,800	\$ –	\$ 7,400	\$ 900
Fidelity Series All-Sector Equity Fund	\$ 41,600	\$ –	\$ 7,400	\$ 1,100
Fidelity Series Stock Selector Large Cap Value Fund	\$ 40,700	\$ 3,700	\$ 15,300	\$ 1,200
Fidelity Series Sustainable U.S. Market Fund	\$ 26,500	\$ 1,700	\$ 6,400	\$ 600
Fidelity Series Value Discovery Fund	\$ 43,300	\$ –	\$ 9,800	\$ 1,200
Fidelity Stock Selector Large Cap Value Fund	\$ 44,500	\$ 4,100	\$ 8,400	\$ 1,400
Fidelity Telecom and Utilities Fund	\$ 38,500	\$ 3,600	\$ 8,400	\$ 1,200

January 31, 2023^{A,B}

	Audit Fees	Audit-Related Fees	Tax Fees	All Other Fees
Fidelity Equity-Income Fund	\$ 63,000	\$ 5,000	\$ 18,200	\$ 1,700
Fidelity Equity-Income K6 Fund	\$ 45,800	\$ –	\$ 10,200	\$ 1,100
Fidelity Mid Cap Value Fund	\$ 45,000	\$ 3,800	\$ 10,000	\$ 1,300
Fidelity Mid Cap Value K6 Fund	\$ 35,700	\$ –	\$ 7,800	\$ 900
Fidelity Series All-Sector Equity Fund	\$ 41,700	\$ –	\$ 8,100	\$ 1,000
Fidelity Series Stock Selector Large Cap Value Fund	\$ 40,200	\$ 3,300	\$ 8,100	\$ 1,200
Fidelity Series Sustainable U.S. Market Fund	\$ –	\$ –	\$ –	\$ –
Fidelity Series Value Discovery Fund	\$ 43,100	\$ –	\$ 10,000	\$ 1,100
Fidelity Stock Selector Large Cap Value Fund	\$ 44,700	\$ 3,800	\$ 8,400	\$ 1,300
Fidelity Telecom and Utilities Fund	\$ 38,500	\$ 3,300	\$ 8,400	\$ 1,200

February 29, 2024^{A,C}

	Audit Fees	Audit-Related Fees	Tax Fees	All Other Fees
Fidelity 500 Index Fund	\$ 112,100	\$ 5,500	\$ 27,300	\$ 1,800
Fidelity Flex 500 Index Fund	\$ 42,800	\$ –	\$ 9,500	\$ 1,100
Automotive Portfolio	\$ 28,800	\$ 2,700	\$ 6,800	\$ 900
Banking Portfolio	\$ 29,000	\$ 2,800	\$ 6,800	\$ 900
Biotechnology Portfolio	\$ 81,700	\$ 6,900	\$ 7,100	\$ 2,300
Brokerage and Investment Management Portfolio	\$ 29,200	\$ 2,800	\$ 6,800	\$ 900
Chemicals Portfolio	\$ 29,300	\$ 2,700	\$ 6,800	\$ 900
Communication Services Portfolio	\$ 33,700	\$ 3,200	\$ 7,500	\$ 1,100
Consumer Discretionary Portfolio	\$ 28,600	\$ 2,700	\$ 6,800	\$ 900
Consumer Staples Portfolio	\$ 35,000	\$ 3,200	\$ 6,800	\$ 1,000
Construction and Housing Portfolio	\$ 28,400	\$ 2,700	\$ 6,800	\$ 900
Defense and Aerospace Portfolio	\$ 29,300	\$ 2,800	\$ 7,500	\$ 900
Energy Portfolio	\$ 30,000	\$ 2,800	\$ 7,100	\$ 900
Fidelity Enhanced Small Cap ETF	\$ 39,200	\$ –	\$ 9,800-	\$ 100

	Audit Fees	Audit-Related Fees	Tax Fees	All Other Fees
Enterprise Technology Services Portfolio	\$ 29,500	\$ 2,800	\$ 7,500	\$ 900
Environment and Alternative Energy Fund	\$ 28,600	\$ 2,700	\$ 6,800	\$ 900
Fidelity Extended Market Index Fund	\$ 87,200	\$ 5,700	\$ 29,800	\$ 1,900
Financials Portfolio	\$ 29,700	\$ 2,800	\$ 6,800	\$ 900
FinTech Portfolio	\$ 29,200	\$ 2,800	\$ 6,800	\$ 900
Gold Portfolio	\$ 49,400	\$ 5,000	\$ 15,100	\$ 1,700
Health Care Portfolio	\$ 41,000	\$ 3,700	\$ 6,800	\$ 1,200
Health Care Services Portfolio	\$ 28,200	\$ 2,700	\$ 6,800	\$ 900
Industrials Portfolio	\$ 28,600	\$ 2,700	\$ 6,800	\$ 900
Insurance Portfolio	\$ 29,200	\$ 2,800	\$ 6,800	\$ 900
Fidelity International Index Fund	\$ 72,100	\$ 5,900	\$ 80,500	\$ 1,900
Leisure Portfolio	\$ 29,200	\$ 2,800	\$ 6,800	\$ 900
Materials Portfolio	\$ 35,000	\$ 3,200	\$ 6,800	\$ 1,100
Medical Technology and Devices Portfolio	\$ 28,500	\$ 2,700	\$ 6,800	\$ 900
Fidelity Natural Resources Fund	\$ 28,100	\$ 2,700	\$ 6,800	\$ 900
Retailing Portfolio	\$ 30,100	\$ 2,800	\$ 7,500	\$ 900
Pharmaceuticals Portfolio	\$ 28,500	\$ 2,700	\$ 6,800	\$ 900
Semiconductors Portfolio	\$ 29,900	\$ 2,800	\$ 6,800	\$ 900
Fidelity Series Total Market Index Fund	\$ 61,900	\$ 5,600	\$ 14,200	\$ 1,900
Software and IT Services Portfolio	\$ 29,000	\$ 2,700	\$ 6,800	\$ 900
Tech Hardware Portfolio	\$ 29,800	\$ 2,800	\$ 6,800	\$ 900
Technology Portfolio	\$ 33,300	\$ 2,900	\$ 8,200	\$ 1,000
Telecommunications Portfolio	\$ 33,100	\$ 3,300	\$ 6,800	\$ 1,000
Fidelity Total Market Index Fund	\$ 67,500	\$ 6,000	\$ 14,700	\$ 2,000
Transportation Portfolio	\$ 28,800	\$ 2,700	\$ 6,800	\$ 900
Utilities Portfolio	\$ 29,400	\$ 2,800	\$ 6,800	\$ 900
Wireless Portfolio	\$ 28,100	\$ 2,700	\$ 6,800	\$ 900

February 28, 2023^{A,C}

	Audit Fees	Audit-Related Fees	Tax Fees	All Other Fees
Fidelity 500 Index Fund	\$ 70,400	\$ 5,100	\$ 18,300	\$ 1,800
Fidelity Flex 500 Index Fund	\$ 42,800	\$ —	\$ 9,300	\$ 1,100
Automotive Portfolio	\$ 28,900	\$ 2,600	\$ 6,800	\$ 900
Banking Portfolio	\$ 29,100	\$ 2,600	\$ 6,800	\$ 900
Biotechnology Portfolio	\$ 82,500	\$ 6,400	\$ 19,600	\$ 2,200
Brokerage and Investment Management Portfolio	\$ 29,300	\$ 2,600	\$ 7,600	\$ 900
Chemicals Portfolio	\$ 28,700	\$ 2,500	\$ 7,600	\$ 900
Communication Services Portfolio	\$ 34,600	\$ 3,000	\$ 6,800	\$ 1,000
Consumer Discretionary Portfolio	\$ 28,700	\$ 2,500	\$ 6,800	\$ 900
Consumer Staples Portfolio	\$ 35,000	\$ 3,000	\$ 7,000	\$ 1,000
Construction and Housing Portfolio	\$ 28,500	\$ 2,500	\$ 6,800	\$ 900
Defense and Aerospace Portfolio	\$ 29,300	\$ 2,600	\$ 6,800	\$ 900
Energy Portfolio	\$ 32,900	\$ 2,600	\$ 12,100	\$ 900
Fidelity Enhanced Small Cap ETF	\$ —	\$ —	\$ —	\$ —
Enterprise Technology Services Portfolio	\$ 29,500	\$ 2,600	\$ 8,200	\$ 900
Environment and Alternative Energy Fund	\$ 28,700	\$ 2,500	\$ 6,800	\$ 900
Fidelity Extended Market Index Fund	\$ 72,000	\$ 5,300	\$ 14,800	\$ 1,800
Financials Portfolio	\$ 29,800	\$ 2,600	\$ 7,600	\$ 900

	Audit Fees	Audit-Related Fees	Tax Fees	All Other Fees
FinTech Portfolio	\$ 29,300	\$ 2,600	\$ 7,600	\$ 900
Gold Portfolio	\$ 50,200	\$ 4,600	\$ 15,300	\$ 1,600
Health Care Portfolio	\$ 41,500	\$ 3,500	\$ 7,400	\$ 1,200
Health Care Services Portfolio	\$ 28,900	\$ 2,600	\$ 6,800	\$ 900
Industrials Portfolio	\$ 28,700	\$ 2,500	\$ 6,800	\$ 900
Insurance Portfolio	\$ 29,300	\$ 2,600	\$ 6,800	\$ 900
Fidelity International Index Fund	\$ 61,800	\$ 5,500	\$ 50,900	\$ 1,900
Leisure Portfolio	\$ 29,300	\$ 2,600	\$ 6,800	\$ 900
Materials Portfolio	\$ 35,000	\$ 3,000	\$ 6,800	\$ 1,000
Medical Technology and Devices Portfolio	\$ 28,900	\$ 2,600	\$ 6,800	\$ 900
Fidelity Natural Resources Fund	\$ 28,200	\$ 2,500	\$ 7,600	\$ 900
Retailing Portfolio	\$ 29,300	\$ 2,600	\$ 6,800	\$ 900
Pharmaceuticals Portfolio	\$ 28,700	\$ 2,500	\$ 6,800	\$ 900
Semiconductors Portfolio	\$ 29,500	\$ 2,600	\$ 8,900	\$ 900
Fidelity Series Total Market Index Fund	\$ 58,600	\$ 5,100	\$ 14,800	\$ 1,800
Software and IT Services Portfolio	\$ 28,500	\$ 2,500	\$ 7,600	\$ 900
Tech Hardware Portfolio	\$ 32,800	\$ 2,600	\$ 8,900	\$ 900
Technology Portfolio	\$ 33,300	\$ 2,900	\$ 8,200	\$ 1,000
Telecommunications Portfolio	\$ 34,400	\$ 3,000	\$ 6,800	\$ 1,000
Fidelity Total Market Index Fund	\$ 63,000	\$ 5,500	\$ 14,700	\$ 1,900
Transportation Portfolio	\$ 31,900	\$ 2,600	\$ 8,900	\$ 900
Utilities Portfolio	\$ 29,400	\$ 2,600	\$ 6,800	\$ 900
Wireless Portfolio	\$ 29,400	\$ 2,600	\$ 6,800	\$ 900

March 31, 2023^A

	Audit Fees	Audit-Related Fees	Tax Fees	All Other Fees
Fidelity Magellan Fund	\$ 84,200	\$ 6,300	\$ 83,400	\$ 2,200
Fidelity Magellan K6 Fund	\$ 68,100	\$ 5,200	\$ 15,600	\$ 1,800

March 31, 2022^A

	Audit Fees	Audit-Related Fees	Tax Fees	All Other Fees
Fidelity Magellan Fund	\$ 72,400	\$ 6,600	\$ 20,300	\$ 2,200
Fidelity Magellan K6 Fund	\$ 57,900	\$ 6,000	\$ 12,000	\$ 2,000

April 30, 2023^{A,D}

	Audit Fees	Audit-Related Fees	Tax Fees	All Other Fees
Fidelity Capital & Income Fund	\$ 101,000	\$ 8,100	\$ 12,200	\$ 2,800
Fidelity Focused High Income Fund	\$ 63,200	\$ 5,200	\$ 8,800	\$ 1,800
Fidelity Founders Fund	\$ 29,700	\$ 2,600	\$ 6,800	\$ 900
Fidelity Healthy Future Fund	\$ 25,100	\$ 2,200	\$ 7,700	\$ 700
Fidelity High Income Fund	\$ 85,400	\$ 6,700	\$ 14,800	\$ 2,300
Fidelity Global High Income Fund	\$ 81,800	\$ 6,600	\$ 9,500	\$ 2,300
Fidelity Large Cap Stock Fund	\$ 43,900	\$ —	\$ 9,400	\$ 1,000
Fidelity Large Cap Stock K6 Fund	\$ 43,600	\$ —	\$ 7,900	\$ 1,000

	Audit Fees	Audit-Related Fees	Tax Fees	All Other Fees
Fidelity Mid-Cap Stock Fund	\$ 71,800	\$ –	\$ 9,600	\$ 1,100
Fidelity Mid-Cap Stock K6 Fund	\$ 59,000	\$ 3,400	\$ 7,700	\$ 1,200
Fidelity SAI High Income Fund	\$ 79,600	\$ 5,900	\$ 15,000	\$ 2,000
Fidelity Series High Income Fund	\$ 52,600	\$ –	\$ 9,700	\$ 1,300
Fidelity Series Small Cap Core Fund	\$ 34,800	\$ –	\$ 7,700	\$ 400
Fidelity Series Small Cap Discovery Fund	\$ 39,600	\$ –	\$ 7,400	\$ 1,000
Fidelity Short Duration High Income Fund	\$ 55,300	\$ –	\$ 9,700	\$ 1,300
Fidelity Small Cap Discovery Fund	\$ 41,600	\$ –	\$ 7,400	\$ 1,000
Fidelity Small Cap Stock Fund	\$ 44,900	\$ –	\$ 9,400	\$ 1,000
Fidelity Small Cap Stock K6 Fund	\$ 45,000	\$ –	\$ 8,000	\$ 1,000
Fidelity U.S. Low Volatility Equity Fund	\$ 25,500	\$ 2,500	\$ 15,000	\$ 2,000
Fidelity Women's Leadership Fund	\$ 39,600	\$ –	\$ 7,400	\$ 1,000

April 30, 2022^{A,D,E}

	Audit Fees	Audit-Related Fees	Tax Fees	All Other Fees
Fidelity Capital & Income Fund	\$ 96,000	\$ 8,800	\$ 12,100	\$ 2,900
Fidelity Focused High Income Fund	\$ 60,400	\$ 5,700	\$ 8,300	\$ 1,900
Fidelity Founders Fund	\$ 28,400	\$ 2,700	\$ 6,500	\$ 900
Fidelity Healthy Future Fund	\$ –	\$ –	\$ –	\$ –
Fidelity High Income Fund	\$ 76,500	\$ 8,000	\$ 15,500	\$ 2,600
Fidelity Global High Income Fund	\$ 77,900	\$ 5,800	\$ 9,600	\$ 1,900
Fidelity Large Cap Stock Fund	\$ 40,600	\$ –	\$ 7,300	\$ 1,000
Fidelity Large Cap Stock K6 Fund	\$ 43,700	\$ –	\$ 7,600	\$ 1,000
Fidelity Mid-Cap Stock Fund	\$ 58,200	\$ –	\$ 9,100	\$ 1,100
Fidelity Mid-Cap Stock K6 Fund	\$ 47,300	\$ 3,500	\$ 13,500	\$ 1,100
Fidelity SAI High Income Fund	\$ 62,400	\$ 5,400	\$ 11,600	\$ 1,800
Fidelity Series High Income Fund	\$ 52,300	\$ –	\$ 9,300	\$ 1,200
Fidelity Series Small Cap Core Fund	\$ –	\$ –	\$ –	\$ –
Fidelity Series Small Cap Discovery Fund	\$ 39,800	\$ –	\$ 7,100	\$ 900
Fidelity Short Duration High Income Fund	\$ 54,900	\$ –	\$ 9,300	\$ 1,300
Fidelity Small Cap Discovery Fund	\$ 41,800	\$ –	\$ 7,100	\$ 900
Fidelity Small Cap Stock Fund	\$ 44,800	\$ –	\$ 7,100	\$ 1,000
Fidelity Small Cap Stock K6 Fund	\$ 48,700	\$ –	\$ 7,100	\$ 1,000
Fidelity U.S. Low Volatility Equity Fund	\$ 24,400	\$ 2,600	\$ 12,100	\$ 900
Fidelity Women's Leadership Fund	\$ 39,200	\$ –	\$ 7,100	\$ 900

May 30, 2023^{A,F}

	Audit Fees	Audit-Related Fees	Tax Fees	All Other Fees
Fidelity Agricultural Productivity Fund	\$ 30,600	\$ –	\$ 7,400	\$ 800
Fidelity Climate Action Fund	\$ 38,900	\$ –	\$ 7,400	\$ 900
Fidelity Disruptive Automation ETF	\$ –	\$ –	\$ –	\$ –
Fidelity Disruptive Communications ETF	\$ –	\$ –	\$ –	\$ –
Fidelity Disruptive Finance ETF	\$ –	\$ –	\$ –	\$ –
Fidelity Disruptive Medicine ETF	\$ –	\$ –	\$ –	\$ –
Fidelity Disruptive Technology ETF	\$ –	\$ –	\$ –	\$ –
Fidelity Disruptors ETF	\$ –	\$ –	\$ –	\$ –

	Audit Fees	Audit-Related Fees	Tax Fees	All Other Fees
Fidelity SAI Sustainable Future Fund	\$ 29,200	\$ 2,400	\$ 7,000	\$ 800
Fidelity SAI Sustainable Sector Fund	\$ 29,200	\$ 2,400	\$ 7,000	\$ 800
Fidelity SAI Sustainable U.S. Equity Fund	\$ 29,200	\$ 2,400	\$ 7,000	\$ 800
Fidelity Sustainable U.S. Equity Fund	\$ 38,900	\$ –	\$ 7,400	\$ 900
Fidelity Water Sustainability Fund	\$ 36,700	\$ –	\$ 7,400	\$ 900

May 30, 2022^{A,F,G,H}

	Audit Fees	Audit-Related Fees	Tax Fees	All Other Fees
Fidelity Agricultural Productivity Fund	\$ 30,200	\$ –	\$ 7,100	\$ 700
Fidelity Climate Action Fund	\$ 32,400	\$ –	\$ 7,100	\$ 800
Fidelity Disruptive Automation ETF	\$ –	\$ –	\$ –	\$ –
Fidelity Disruptive Communications ETF	\$ –	\$ –	\$ –	\$ –
Fidelity Disruptive Finance ETF	\$ –	\$ –	\$ –	\$ –
Fidelity Disruptive Medicine ETF	\$ –	\$ –	\$ –	\$ –
Fidelity Disruptive Technology ETF	\$ –	\$ –	\$ –	\$ –
Fidelity Disruptors ETF	\$ –	\$ –	\$ –	\$ –
Fidelity SAI Sustainable Future Fund	\$ 20,400	\$ 200	\$ 6,100	\$ 100
Fidelity SAI Sustainable Sector Fund	\$ 20,400	\$ 200	\$ 6,100	\$ 100
Fidelity SAI Sustainable U.S. Equity Fund	\$ 20,400	\$ 200	\$ 6,100	\$ 100
Fidelity Sustainable U.S. Equity Fund	\$ 32,400	\$ –	\$ 7,100	\$ 800
Fidelity Water Sustainability Fund	\$ 39,300	\$ –	\$ 7,300	\$ 800

June 30, 2023^A

	Audit Fees	Audit-Related Fees	Tax Fees	All Other Fees
Fidelity Clean Energy ETF	\$ 14,400	\$ –	\$ 4,000	\$ 300
Fidelity Cloud Computing ETF	\$ 14,400	\$ –	\$ 4,000	\$ 300
Fidelity Crypto Industry and Digital Payments ETF	\$ 14,600	\$ –	\$ 4,300	\$ 300
Fidelity Digital Health ETF	\$ 14,400	\$ –	\$ 4,000	\$ 300
Fidelity Electric Vehicles and Future Transportation ETF	\$ 14,400	\$ –	\$ 4,000	\$ 300
Fidelity Fund	\$ 48,900	\$ 4,200	\$ 10,900	\$ 1,400
Fidelity Growth Discovery Fund	\$ 36,800	\$ 3,300	\$ 12,600	\$ 1,100
Fidelity Mega Cap Stock Fund	\$ 44,400	\$ 3,900	\$ 17,900	\$ 1,300
Fidelity Metaverse ETF	\$ 14,600	\$ –	\$ 4,300	\$ 300
Fidelity Series Large Cap Stock Fund	\$ 41,600	\$ 3,900	\$ 17,900	\$ 1,300
Fidelity U.S. Equity Central Fund	\$ 50,000	\$ –	\$ 8,000	\$ 1,100

June 30, 2022^{A,I}

	Audit Fees	Audit-Related Fees	Tax Fees	All Other Fees
Fidelity Clean Energy ETF	\$ 11,100	\$ –	\$ 5,000	\$ 200
Fidelity Cloud Computing ETF	\$ 11,100	\$ –	\$ 5,000	\$ 200
Fidelity Crypto Industry and Digital Payments ETF	\$ 8,800	\$ –	\$ 3,700	\$ –
Fidelity Digital Health ETF	\$ 11,100	\$ –	\$ 5,000	\$ 200
Fidelity Electric Vehicles and Future Transportation ETF	\$ 11,100	\$ –	\$ 5,000	\$ 200
Fidelity Fund	\$ 49,600	\$ 4,500	\$ 10,400	\$ 1,500

	Audit Fees	Audit-Related Fees	Tax Fees	All Other Fees
Fidelity Growth Discovery Fund	\$ 35,100	\$ 3,400	\$ 9,100	\$ 1,100
Fidelity Mega Cap Stock Fund	\$ 42,200	\$ 3,900	\$ 8,500	\$ 1,300
Fidelity Metaverse ETF	\$ 8,800	\$ —	\$ 3,700	\$ —
Fidelity Series Large Cap Stock Fund	\$ 38,700	\$ 3,600	\$ 8,300	\$ 1,200
Fidelity U.S. Equity Central Fund	\$ 46,700	\$ —	\$ 9,900	\$ 1,000

July 31, 2023^{A,J}

	Audit Fees	Audit-Related Fees	Tax Fees	All Other Fees
Fidelity Advisor Biotechnology Fund	\$ 51,900	\$ —	\$ 7,200	\$ 1,300
Fidelity Blue Chip Growth ETF	\$ 14,900	\$ —	\$ 4,600	\$ 500
Fidelity Blue Chip Growth Fund	\$ 92,900	\$ —	\$ 9,200	\$ 1,600
Fidelity Blue Chip Growth K6 Fund	\$ 67,000	\$ —	\$ 5,700	\$ 1,100
Fidelity Blue Chip Value ETF	\$ 14,900	\$ —	\$ 4,600	\$ 500
Fidelity Blue Chip Value Fund	\$ 44,400	\$ 3,900	\$ 9,700	\$ 1,300
Fidelity Advisor Consumer Discretionary Fund	\$ 34,500	\$ —	\$ 8,700	\$ 900
Fidelity Dividend ETF for Rising Rates	\$ 11,900	\$ —	\$ 4,600	\$ 400
Fidelity Dividend Growth Fund	\$ 53,400	\$ 4,600	\$ 8,800	\$ 1,600
Fidelity Advisor Energy Fund	\$ 36,500	\$ —	\$ 10,000	\$ 1,000
Fidelity Advisor Financials Fund	\$ 36,400	\$ —	\$ 9,700	\$ 1,000
Fidelity Advisor Global Real Estate Fund	\$ 43,900	\$ —	\$ 8,900	\$ 1,100
Fidelity Growth & Income Portfolio	\$ 60,600	\$ 5,300	\$ 28,200	\$ 1,800
Fidelity Fundamental Large Cap Core ETF	\$ 14,900	\$ —	\$ 4,600	\$ 500
Fidelity Fundamental Large Cap Growth ETF	\$ 13,200	\$ —	\$ 3,200	\$ 300
Fidelity Fundamental Large Cap Value ETF	\$ —	\$ —	\$ —	\$ —
Fidelity Fundamental Small-Mid Cap ETF	\$ 13,200	\$ —	\$ 3,200	\$ 300
Fidelity Advisor Health Care Fund	\$ 36,400	\$ —	\$ 8,900	\$ 1,000
Fidelity High Dividend ETF	\$ 12,000	\$ —	\$ 4,600	\$ 400
Fidelity Advisor Industrials Fund	\$ 35,400	\$ —	\$ 8,700	\$ 900
Fidelity International Real Estate Fund	\$ 43,800	\$ —	\$ 8,600	\$ 1,000
Fidelity Leveraged Company Stock Fund	\$ 44,400	\$ 4,100	\$ 11,100	\$ 1,400
Fidelity Advisor Leveraged Company Stock Fund	\$ 45,800	\$ 4,200	\$ 11,100	\$ 1,400
Fidelity Low Volatility Factor ETF	\$ 11,700	\$ —	\$ 4,400	\$ 400
Fidelity Low-Priced Stock Fund	\$ 97,300	\$ 6,200	\$ 92,700	\$ 2,100
Fidelity Low-Priced Stock K6 Fund	\$ 83,100	\$ —	\$ 12,800	\$ 1,800
Fidelity Magellan ETF	\$ 13,200	\$ —	\$ 3,200	\$ 300
Fidelity Momentum Factor ETF	\$ 11,700	\$ —	\$ 4,400	\$ 400
Fidelity MSCI Communication Services Index ETF	\$ 14,000	\$ —	\$ 3,800	\$ 400
Fidelity MSCI Consumer Discretionary Index ETF	\$ 14,000	\$ —	\$ 3,800	\$ 400
Fidelity MSCI Consumer Staples Index ETF	\$ 14,000	\$ —	\$ 3,800	\$ 400
Fidelity MSCI Energy Index ETF	\$ 14,000	\$ —	\$ 3,800	\$ 400
Fidelity MSCI Financials Index ETF	\$ 14,000	\$ —	\$ 3,800	\$ 400
Fidelity MSCI Health Care Index ETF	\$ 14,100	\$ —	\$ 3,800	\$ 400
Fidelity MSCI Industrials Index ETF	\$ 14,000	\$ —	\$ 3,800	\$ 400
Fidelity MSCI Information Technology Index ETF	\$ 14,100	\$ —	\$ 3,800	\$ 400
Fidelity MSCI Materials Index ETF	\$ 14,000	\$ —	\$ 3,800	\$ 400
Fidelity MSCI Real Estate Index ETF	\$ 14,000	\$ —	\$ 3,800	\$ 400
Fidelity MSCI Utilities Index ETF	\$ 14,100	\$ —	\$ 3,800	\$ 400
Fidelity OTC K6 Portfolio	\$ 76,900	\$ —	\$ 8,900	\$ 1,500

	Audit Fees	Audit-Related Fees	Tax Fees	All Other Fees
Fidelity OTC Portfolio	\$ 78,600	\$ —	\$ 10,600	\$ 1,600
Fidelity Quality Factor ETF	\$ 11,700	\$ —	\$ 4,400	\$ 400
Fidelity Advisor Real Estate Fund	\$ 38,500	\$ —	\$ 8,700	\$ 1,000
Fidelity Real Estate Income Fund	\$ 82,200	\$ —	\$ 8,700	\$ 1,900
Fidelity Real Estate Investment ETF	\$ 13,200	\$ —	\$ 3,200	\$ 300
Fidelity Real Estate Investment Portfolio	\$ 38,100	\$ —	\$ 8,600	\$ 1,000
Fidelity Advisor Semiconductors Fund	\$ 34,500	\$ —	\$ 7,200	\$ 900
Fidelity Series Blue Chip Growth Fund	\$ 65,500	\$ —	\$ 7,400	\$ 1,500
Fidelity Series Intrinsic Opportunities Fund	\$ 54,800	\$ —	\$ 10,300	\$ 1,400
Fidelity Series Real Estate Income Fund	\$ 72,200	\$ —	\$ 8,700	\$ 1,700
Fidelity Series Small Cap Opportunities Fund	\$ 39,500	\$ —	\$ 7,200	\$ 1,000
Fidelity Small Cap Growth Fund	\$ 50,700	\$ 3,900	\$ 21,300	\$ 1,300
Fidelity Small Cap Growth K6 Fund	\$ 47,900	\$ 3,600	\$ 8,500	\$ 1,200
Fidelity Small Cap Value Fund	\$ 46,000	\$ 4,000	\$ 8,800	\$ 1,400
Fidelity Small-Mid Multifactor ETF	\$ 14,500	\$ —	\$ 4,900	\$ 500
Fidelity Stocks for Inflation ETF	\$ 14,000	\$ —	\$ 3,800	\$ 400
Fidelity Sustainable U.S. Equity ETF	\$ 13,600	\$ —	\$ 3,700	\$ 300
Fidelity Advisor Technology Fund	\$ 38,100	\$ —	\$ 8,900	\$ 1,000
Fidelity U.S. Multifactor ETF	\$ 14,900	\$ —	\$ 4,600	\$ 500
Fidelity Advisor Utilities Fund	\$ 34,100	\$ —	\$ 8,900	\$ 900
Fidelity Value Discovery Fund	\$ 38,400	\$ —	\$ 10,000	\$ 900
Fidelity Value Discovery K6 Fund	\$ 36,800	\$ —	\$ 8,200	\$ 900
Fidelity Value Factor ETF	\$ 11,700	\$ —	\$ 4,400	\$ 400
Fidelity Women's Leadership ETF	\$ 13,600	\$ —	\$ 3,700	\$ 300

July 31, 2022^{A,G,H,I}

	Audit Fees	Audit-Related Fees	Tax Fees	All Other Fees
Fidelity Advisor Biotechnology Fund	\$ 51,600	\$ —	\$ 7,100	\$ 1,200
Fidelity Blue Chip Growth ETF	\$ 14,400	\$ —	\$ 4,600	\$ 500
Fidelity Blue Chip Growth Fund	\$ 81,900	\$ —	\$ 9,400	\$ 1,500
Fidelity Blue Chip Growth K6 Fund	\$ 55,900	\$ —	\$ 5,900	\$ 1,000
Fidelity Blue Chip Value ETF	\$ 14,400	\$ —	\$ 4,600	\$ 500
Fidelity Blue Chip Value Fund	\$ 42,400	\$ 3,900	\$ 8,300	\$ 1,300
Fidelity Advisor Consumer Discretionary Fund	\$ 34,100	\$ —	\$ 8,500	\$ 900
Fidelity Dividend ETF for Rising Rates	\$ 11,700	\$ —	\$ 4,600	\$ 400
Fidelity Dividend Growth Fund	\$ 50,700	\$ 4,500	\$ 9,100	\$ 1,500
Fidelity Advisor Energy Fund	\$ 36,000	\$ —	\$ 9,900	\$ 900
Fidelity Advisor Financials Fund	\$ 35,900	\$ —	\$ 9,700	\$ 900
Fidelity Advisor Global Real Estate Fund	\$ 43,500	\$ —	\$ 8,700	\$ 1,000
Fidelity Growth & Income Portfolio	\$ 57,400	\$ 5,200	\$ 10,700	\$ 1,700
Fidelity Fundamental Large Cap Core ETF	\$ 14,400	\$ —	\$ 4,600	\$ 500
Fidelity Fundamental Large Cap Growth ETF	\$ 12,200	\$ —	\$ 4,000	\$ 300
Fidelity Fundamental Large Cap Value ETF	\$ —	\$ —	\$ —	\$ —
Fidelity Fundamental Small-Mid Cap ETF	\$ 12,200	\$ —	\$ 4,000	\$ 300
Fidelity Advisor Health Care Fund	\$ 35,800	\$ —	\$ 9,000	\$ 900
Fidelity High Dividend ETF	\$ 11,700	\$ —	\$ 4,600	\$ 400
Fidelity Advisor Industrials Fund	\$ 35,000	\$ —	\$ 8,500	\$ 900
Fidelity International Real Estate Fund	\$ 43,400	\$ —	\$ 9,000	\$ 1,000

	Audit Fees	Audit-Related Fees	Tax Fees	All Other Fees
Fidelity Leveraged Company Stock Fund	\$ 42,400	\$ 4,100	\$ 10,600	\$ 1,400
Fidelity Advisor Leveraged Company Stock Fund	\$ 43,700	\$ 4,200	\$ 11,200	\$ 1,400
Fidelity Low Volatility Factor ETF	\$ 11,400	\$ –	\$ 4,400	\$ 400
Fidelity Low-Priced Stock Fund	\$ 86,500	\$ 6,100	\$ 29,100	\$ 2,000
Fidelity Low-Priced Stock K6 Fund	\$ 64,100	\$ 5,300	\$ 15,600	\$ 1,800
Fidelity Magellan ETF	\$ 12,200	\$ –	\$ 4,000	\$ 300
Fidelity Momentum Factor ETF	\$ 11,400	\$ –	\$ 4,400	\$ 400
Fidelity MSCI Communication Services Index ETF	\$ 12,900	\$ –	\$ 4,600	\$ 300
Fidelity MSCI Consumer Discretionary Index ETF	\$ 12,900	\$ –	\$ 4,600	\$ 300
Fidelity MSCI Consumer Staples Index ETF	\$ 12,900	\$ –	\$ 4,600	\$ 300
Fidelity MSCI Energy Index ETF	\$ 12,900	\$ –	\$ 4,600	\$ 300
Fidelity MSCI Financials Index ETF	\$ 12,900	\$ –	\$ 4,600	\$ 300
Fidelity MSCI Health Care Index ETF	\$ 12,900	\$ –	\$ 4,600	\$ 300
Fidelity MSCI Industrials Index ETF	\$ 12,900	\$ –	\$ 4,600	\$ 300
Fidelity MSCI Information Technology Index ETF	\$ 12,900	\$ –	\$ 4,600	\$ 300
Fidelity MSCI Materials Index ETF	\$ 12,900	\$ –	\$ 4,600	\$ 300
Fidelity MSCI Real Estate Index ETF	\$ 12,900	\$ –	\$ 4,600	\$ 300
Fidelity MSCI Utilities Index ETF	\$ 12,900	\$ –	\$ 4,600	\$ 300
Fidelity OTC K6 Portfolio	\$ 75,300	\$ –	\$ 8,700	\$ 1,400
Fidelity OTC Portfolio	\$ 82,100	\$ –	\$ 10,500	\$ 1,500
Fidelity Quality Factor ETF	\$ 11,400	\$ –	\$ 4,400	\$ 400
Fidelity Advisor Real Estate Fund	\$ 38,000	\$ –	\$ 8,500	\$ 900
Fidelity Real Estate Income Fund	\$ 81,500	\$ –	\$ 9,300	\$ 1,800
Fidelity Real Estate Investment ETF	\$ 12,200	\$ –	\$ 4,000	\$ 300
Fidelity Real Estate Investment Portfolio	\$ 37,600	\$ –	\$ 8,400	\$ 900
Fidelity Advisor Semiconductors Fund	\$ 33,900	\$ –	\$ 7,400	\$ 800
Fidelity Series Blue Chip Growth Fund	\$ 64,900	\$ –	\$ 7,600	\$ 1,400
Fidelity Series Intrinsic Opportunities Fund	\$ 54,100	\$ –	\$ 10,300	\$ 1,300
Fidelity Series Real Estate Income Fund	\$ 71,600	\$ –	\$ 8,600	\$ 1,600
Fidelity Series Small Cap Opportunities Fund	\$ 39,100	\$ –	\$ 7,600	\$ 900
Fidelity Small Cap Growth Fund	\$ 43,100	\$ 3,900	\$ 10,800	\$ 1,300
Fidelity Small Cap Growth K6 Fund	\$ 38,600	\$ 3,600	\$ 8,100	\$ 1,200
Fidelity Small Cap Value Fund	\$ 43,800	\$ 4,000	\$ 9,100	\$ 1,300
Fidelity Small-Mid Multifactor ETF	\$ 14,200	\$ –	\$ 4,900	\$ 500
Fidelity Stocks for Inflation ETF	\$ 12,900	\$ –	\$ 4,600	\$ 300
Fidelity Sustainable U.S. Equity ETF	\$ 12,500	\$ –	\$ 4,500	\$ 400
Fidelity Advisor Technology Fund	\$ 37,400	\$ –	\$ 8,700	\$ 900
Fidelity U.S. Multifactor ETF	\$ 14,400	\$ –	\$ 4,600	\$ 500
Fidelity Advisor Utilities Fund	\$ 33,700	\$ –	\$ 8,700	\$ 800
Fidelity Value Discovery Fund	\$ 35,100	\$ –	\$ 8,000	\$ 900
Fidelity Value Discovery K6 Fund	\$ 33,800	\$ –	\$ 8,300	\$ 800
Fidelity Value Factor ETF	\$ 11,400	\$ –	\$ 4,400	\$ 400
Fidelity Women's Leadership ETF	\$ 12,500	\$ –	\$ 4,500	\$ 400

August 31, 2023^{A,I}

	Audit Fees	Audit-Related Fees	Tax Fees	All Other Fees
Fidelity Balanced Fund	\$ 108,600	\$ 7,200	\$ 43,900	\$ 2,400
Fidelity Advisor Balanced Fund	\$ 79,500	\$ –	\$ 13,200	\$ 2,000

	Audit Fees	Audit-Related Fees	Tax Fees	All Other Fees
Fidelity Balanced K6 Fund	\$ 88,200	\$ 5,500	\$ 17,600	\$ 1,900
Fidelity Enhanced International ETF	\$ —	\$ —	\$ —	\$ —
Fidelity Enhanced Large Cap Core ETF	\$ —	\$ —	\$ —	\$ —
Fidelity Enhanced Large Cap Growth ETF	\$ —	\$ —	\$ —	\$ —
Fidelity Enhanced Large Cap Value ETF	\$ —	\$ —	\$ —	\$ —
Fidelity Enhanced Mid Cap ETF	\$ —	\$ —	\$ —	\$ —
Fidelity High Income Central Fund	\$ 49,600	\$ —	\$ 9,700	\$ 1,300
Fidelity High Yield Factor ETF	\$ 37,900	\$ —	\$ 7,600	\$ 1,200
Fidelity Preferred Securities & Income ETF	\$ 38,200	\$ —	\$ 7,600	\$ 1,200
Fidelity Puritan Fund	\$ 145,200	\$ 10,300	\$ 49,400	\$ 3,500
Fidelity Puritan K6 Fund	\$ 86,200	\$ 5,800	\$ 17,200	\$ 2,000
Fidelity Specialized High Income Central Fund	\$ 53,300	\$ —	\$ 9,700	\$ 1,300
Fidelity Sustainable High Yield ETF	\$ 37,100	\$ —	\$ 7,700	\$ 1,100

August 31, 2022^{A,I,K}

	Audit Fees	Audit-Related Fees	Tax Fees	All Other Fees
Fidelity Balanced Fund	\$ 94,300	\$ 7,000	\$ 44,300	\$ 2,400
Fidelity Advisor Balanced Fund	\$ 79,800	\$ —	\$ 13,300	\$ 1,800
Fidelity Balanced K6 Fund	\$ 71,400	\$ 5,500	\$ 21,400	\$ 1,900
Fidelity Enhanced International ETF	\$ —	\$ —	\$ —	\$ —
Fidelity Enhanced Large Cap Core ETF	\$ —	\$ —	\$ —	\$ —
Fidelity Enhanced Large Cap Growth ETF	\$ —	\$ —	\$ —	\$ —
Fidelity Enhanced Large Cap Value ETF	\$ —	\$ —	\$ —	\$ —
Fidelity Enhanced Mid Cap ETF	\$ —	\$ —	\$ —	\$ —
Fidelity High Income Central Fund	\$ 50,400	\$ —	\$ 9,600	\$ 1,200
Fidelity High Yield Factor ETF	\$ 36,300	\$ —	\$ 7,400	\$ 1,100
Fidelity Preferred Securities & Income ETF	\$ 36,400	\$ —	\$ 7,400	\$ 1,100
Fidelity Puritan Fund	\$ 143,200	\$ 10,100	\$ 149,500	\$ 3,400
Fidelity Puritan K6 Fund	\$ 66,000	\$ 5,900	\$ 20,700	\$ 2,000
Fidelity Specialized High Income Central Fund	\$ 54,000	\$ —	\$ 9,400	\$ 1,300
Fidelity Sustainable High Yield ETF	\$ 30,600	\$ —	\$ 7,100	\$ 600

September 30, 2023^A

	Audit Fees	Audit-Related Fees	Tax Fees	All Other Fees
Fidelity Advisor Capital Development Fund	\$ 53,200	\$ —	\$ 10,500	\$ 1,400
Fidelity Advisor Diversified Stock Fund	\$ 62,700	\$ —	\$ 10,800	\$ 1,600
Fidelity Emerging Markets Equity Central Fund	\$ 40,800	\$ —	\$ 10,800	\$ 1,100
Fidelity Floating Rate Central Fund	\$ 76,300	\$ —	\$ 9,700	\$ 1,800
Fidelity International Equity Central Fund	\$ 46,000	\$ —	\$ 11,000	\$ 1,200
Fidelity Real Estate Equity Central Fund	\$ 38,400	\$ —	\$ 8,900	\$ 1,000
Fidelity Series Floating Rate High Income Fund	\$ 66,500	\$ —	\$ 9,700	\$ 1,600
Fidelity Stock Selector All Cap Fund	\$ 28,100	\$ —	\$ 7,800	\$ 800

September 30, 2022^A

	Audit Fees	Audit-Related Fees	Tax Fees	All Other Fees
Fidelity Advisor Capital Development Fund	\$ 52,500	\$ —	\$ 10,000	\$ 1,300
Fidelity Advisor Diversified Stock Fund	\$ 62,000	\$ —	\$ 10,300	\$ 1,400

	Audit Fees	Audit-Related Fees	Tax Fees	All Other Fees
Fidelity Emerging Markets Equity Central Fund	\$ 40,200	\$ –	\$ 10,300	\$ 1,000
Fidelity Floating Rate Central Fund	\$ 75,700	\$ –	\$ 9,100	\$ 1,700
Fidelity International Equity Central Fund	\$ 45,300	\$ –	\$ 10,300	\$ 1,100
Fidelity Real Estate Equity Central Fund	\$ 37,900	\$ –	\$ 8,500	\$ 900
Fidelity Series Floating Rate High Income Fund	\$ 66,000	\$ –	\$ 9,100	\$ 1,500
Fidelity Stock Selector All Cap Fund	\$ 27,500	\$ –	\$ 9,300	\$ 700

October 31, 2023^{A,L}

	Audit Fees	Audit-Related Fees	Tax Fees	All Other Fees
Fidelity Canada Fund	\$ 51,400	\$ 4,700	\$ 11,500	\$ 1,600
Fidelity Capital Appreciation Fund	\$ 47,400	\$ 4,200	\$ 14,900	\$ 1,400
Fidelity China Region Fund	\$ 63,300	\$ 5,600	\$ 11,500	\$ 1,900
Fidelity Disciplined Equity Fund	\$ 44,700	\$ 4,000	\$ 8,200	\$ 1,300
Fidelity Diversified International Fund	\$ 53,600	\$ –	\$ 12,300	\$ 1,400
Fidelity Advisor Diversified International Fund	\$ 50,100	\$ 4,800	\$ 41,300	\$ 1,600
Fidelity Diversified International K6 Fund	\$ 50,700	\$ –	\$ 12,500	\$ 1,300
Fidelity Emerging Asia Fund	\$ 55,400	\$ 5,000	\$ 11,500	\$ 1,700
Fidelity Advisor Emerging Asia Fund	\$ 57,900	\$ 5,300	\$ 13,100	\$ 1,800
Fidelity Emerging Markets Discovery Fund	\$ 51,700	\$ 4,700	\$ 11,500	\$ 1,600
Fidelity Emerging Markets Fund	\$ 54,700	\$ 5,200	\$ 12,700	\$ 1,700
Fidelity Emerging Markets Multifactor ETF	\$ 19,100	\$ –	\$ 3,800	\$ 400
Fidelity Enduring Opportunities Fund	\$ 29,700	\$ 2,700	\$ 6,800	\$ 900
Fidelity Europe Fund	\$ 58,900	\$ 5,300	\$ 19,900	\$ 1,800
Fidelity Advisor Floating Rate High Income Fund	\$ 78,200	\$ –	\$ 9,700	\$ 1,900
Fidelity Advisor Focused Emerging Markets Fund	\$ 42,000	\$ –	\$ 12,300	\$ 1,200
Fidelity Focused Stock Fund	\$ 29,300	\$ 2,800	\$ 23,800	\$ 900
Fidelity Advisor Global Capital Appreciation Fund	\$ 49,200	\$ 4,700	\$ 13,100	\$ 1,600
Fidelity Global Commodity Stock Fund	\$ 37,300	\$ 3,300	\$ 6,500	\$ 1,100
Fidelity Global Equity Income Fund	\$ 44,500	\$ –	\$ 10,000	\$ 1,200
Fidelity Advisor Global Equity Income Fund	\$ 42,900	\$ 4,100	\$ 11,500	\$ 1,400
Fidelity Advisor High Income Advantage Fund	\$ 66,100	\$ –	\$ 9,700	\$ 1,600
Fidelity Infrastructure Fund	\$ 38,300	\$ 3,500	\$ 8,500	\$ 1,200
Fidelity International Capital Appreciation Fund	\$ 49,800	\$ –	\$ 12,000	\$ 1,300
Fidelity Advisor International Capital Appreciation Fund	\$ 51,100	\$ –	\$ 12,000	\$ 1,300
Fidelity International Capital Appreciation K6 Fund	\$ 49,300	\$ –	\$ 11,900	\$ 1,300
Fidelity International Discovery Fund	\$ 87,400	\$ 5,900	\$ 51,500	\$ 2,000
Fidelity International Discovery K6 Fund	\$ 46,200	\$ –	\$ 12,300	\$ 1,200
Fidelity International Growth Fund	\$ 50,300	\$ 4,600	\$ 16,200	\$ 1,600
Fidelity International High Dividend ETF	\$ 19,100	\$ –	\$ 3,800	\$ 400
Fidelity International Multifactor ETF	\$ 19,100	\$ –	\$ 3,800	\$ 400
Fidelity International Small Cap Fund	\$ 56,000	\$ –	\$ 12,000	\$ 1,500
Fidelity International Small Cap Opportunities Fund	\$ 49,900	\$ –	\$ 9,700	\$ 1,300
Fidelity International Value Factor ETF	\$ 19,100	\$ –	\$ 3,800	\$ 400
Fidelity International Value Fund	\$ 48,600	\$ –	\$ 9,400	\$ 1,200
Fidelity Japan Fund	\$ 54,200	\$ 5,000	\$ 11,500	\$ 1,700
Fidelity Japan Smaller Companies Fund	\$ 45,400	\$ 4,300	\$ 11,500	\$ 1,400
Fidelity Latin America Fund	\$ 56,500	\$ 5,100	\$ 11,500	\$ 1,700
Fidelity Nordic Fund	\$ 44,800	\$ 4,200	\$ 28,500	\$ 1,400

	Audit Fees	Audit-Related Fees	Tax Fees	All Other Fees
Fidelity Overseas Fund	\$ 57,600	\$ 5,300	\$ 23,700	\$ 1,800
Fidelity Advisor Overseas Fund	\$ 58,000	\$ 5,400	\$ 28,400	\$ 1,800
Fidelity Pacific Basin Fund	\$ 55,100	\$ 5,200	\$ 14,300	\$ 1,700
Fidelity SAI International SMA Completion Fund	\$ 46,300	\$ –	\$ 12,200	\$ 1,300
Fidelity SAI International Small Cap Index Fund	\$ 45,500	\$ –	\$ 9,600	\$ 1,200
Fidelity SAI Japan Stock Index Fund	\$ 51,300	\$ 4,700	\$ 11,600	\$ 1,600
Fidelity SAI Sustainable Emerging Markets Equity Fund	\$ 39,500	\$ –	\$ 10,600	\$ 1,000
Fidelity SAI Sustainable International Equity Fund	\$ 33,800	\$ –	\$ 10,000	\$ 900
Fidelity Series Canada Fund	\$ 51,400	\$ 4,400	\$ 17,100	\$ 1,500
Fidelity Series Emerging Markets Fund	\$ 42,900	\$ –	\$ 12,300	\$ 1,200
Fidelity Series Emerging Markets Opportunities Fund	\$ 43,200	\$ –	\$ 12,300	\$ 1,200
Fidelity Series International Growth Fund	\$ 47,100	\$ 3,900	\$ 47,400	\$ 1,300
Fidelity Series International Index Fund	\$ 57,200	\$ –	\$ 10,000	\$ 1,400
Fidelity Series International Small Cap Fund	\$ 41,500	\$ –	\$ 9,400	\$ 1,100
Fidelity Series International Value Fund	\$ 43,100	\$ –	\$ 9,400	\$ 1,100
Fidelity Series Overseas Fund	\$ 44,500	\$ –	\$ 10,000	\$ 1,200
Fidelity Series Select International Small Cap Fund	\$ 36,100	\$ –	\$ 9,600	\$ 900
Fidelity Series Sustainable Emerging Markets Fund	\$ 35,200	\$ –	\$ 10,100	\$ 400
Fidelity Series Sustainable Non-U.S. Developed Markets Fund	\$ 35,300	\$ –	\$ 10,100	\$ 400
Fidelity Stock Selector Small Cap Fund	\$ 43,800	\$ –	\$ 7,700	\$ 1,100
Fidelity Sustainable Emerging Markets Equity Fund	\$ 50,500	\$ 4,600	\$ 14,400	\$ 1,600
Fidelity Sustainable International Equity Fund	\$ 47,400	\$ –	\$ 12,300	\$ 1,200
Fidelity Total Emerging Markets Fund	\$ 62,700	\$ 5,400	\$ 10,600	\$ 1,800
Fidelity Total International Equity Fund	\$ 52,300	\$ –	\$ 11,800	\$ 1,400
Fidelity Value Fund	\$ 52,800	\$ 4,900	\$ 15,800	\$ 1,700
Fidelity Advisor Value Fund	\$ 42,700	\$ –	\$ 9,700	\$ 1,600
Fidelity Advisor Value Leaders Fund	\$ 35,800	\$ 3,600	\$ 12,100	\$ 1,200
Fidelity Worldwide Fund	\$ 49,700	\$ –	\$ 9,700	\$ 1,300
Fidelity ZERO Extended Market Index Fund	\$ 62,100	\$ –	\$ 7,900	\$ 1,500
Fidelity ZERO International Index Fund	\$ 52,200	\$ –	\$ 10,000	\$ 1,300
Fidelity ZERO Large Cap Index Fund	\$ 43,000	\$ –	\$ 7,900	\$ 1,100
Fidelity ZERO Total Market Index Fund	\$ 39,500	\$ –	\$ 7,700	\$ 1,000

October 31, 2022^{A,F,L,M}

	Audit Fees	Audit-Related Fees	Tax Fees	All Other Fees
Fidelity Canada Fund	\$ 48,900	\$ 4,500	\$ 10,900	\$ 1,500
Fidelity Capital Appreciation Fund	\$ 45,100	\$ 4,000	\$ 8,900	\$ 1,400
Fidelity China Region Fund	\$ 60,300	\$ 5,400	\$ 10,900	\$ 1,800
Fidelity Disciplined Equity Fund	\$ 42,700	\$ 3,800	\$ 7,800	\$ 1,300
Fidelity Diversified International Fund	\$ 71,100	\$ –	\$ 11,400	\$ 1,300
Fidelity Advisor Diversified International Fund	\$ 71,100	\$ –	\$ 11,400	\$ 1,300
Fidelity Diversified International K6 Fund	\$ 65,200	\$ –	\$ 11,400	\$ 1,200
Fidelity Emerging Asia Fund	\$ 52,800	\$ 4,800	\$ 11,800	\$ 1,600
Fidelity Advisor Emerging Asia Fund	\$ 55,300	\$ 5,100	\$ 13,300	\$ 1,700
Fidelity Emerging Markets Discovery Fund	\$ 46,300	\$ 4,300	\$ 10,900	\$ 1,500
Fidelity Emerging Markets Fund	\$ 77,300	\$ 5,800	\$ 13,300	\$ 2,000
Fidelity Emerging Markets Multifactor ETF	\$ 16,300	\$ –	\$ 4,600	\$ 400
Fidelity Enduring Opportunities Fund	\$ 28,400	\$ 2,600	\$ 6,500	\$ 900

	Audit Fees	Audit-Related Fees	Tax Fees	All Other Fees
Fidelity Europe Fund	\$ 58,400	\$ 5,100	\$ 12,300	\$ 1,700
Fidelity Advisor Floating Rate High Income Fund	\$ 77,700	\$ –	\$ 8,800	\$ 1,700
Fidelity Advisor Focused Emerging Markets Fund	\$ 41,900	\$ –	\$ 11,200	\$ 1,100
Fidelity Focused Stock Fund	\$ 28,000	\$ 2,700	\$ 8,700	\$ 900
Fidelity Advisor Global Capital Appreciation Fund	\$ 47,000	\$ 4,500	\$ 12,400	\$ 1,500
Fidelity Global Commodity Stock Fund	\$ 35,500	\$ 3,100	\$ 6,000	\$ 1,100
Fidelity Global Equity Income Fund	\$ 44,100	\$ –	\$ 9,300	\$ 1,100
Fidelity Advisor Global Equity Income Fund	\$ 41,000	\$ 3,900	\$ 10,900	\$ 1,300
Fidelity Advisor High Income Advantage Fund	\$ 66,100	\$ –	\$ 8,800	\$ 1,500
Fidelity Infrastructure Fund	\$ 36,700	\$ 3,300	\$ 7,600	\$ 1,100
Fidelity International Capital Appreciation Fund	\$ 49,100	\$ –	\$ 11,200	\$ 1,200
Fidelity Advisor International Capital Appreciation Fund	\$ 50,300	\$ –	\$ 11,200	\$ 1,200
Fidelity International Capital Appreciation K6 Fund	\$ 49,400	\$ –	\$ 11,100	\$ 1,200
Fidelity International Discovery Fund	\$ 102,300	\$ 5,600	\$ 39,100	\$ 1,900
Fidelity International Discovery K6 Fund	\$ 59,200	\$ –	\$ 11,200	\$ 1,100
Fidelity International Growth Fund	\$ 55,800	\$ 4,400	\$ 11,400	\$ 1,500
Fidelity International High Dividend ETF	\$ 16,300	\$ –	\$ 4,600	\$ 400
Fidelity International Multifactor ETF	\$ 16,300	\$ –	\$ 4,600	\$ 400
Fidelity International Small Cap Fund	\$ 55,500	\$ –	\$ 11,200	\$ 1,300
Fidelity International Small Cap Opportunities Fund	\$ 50,100	\$ –	\$ 8,800	\$ 1,200
Fidelity International Value Factor ETF	\$ 16,300	\$ –	\$ 4,600	\$ 400
Fidelity International Value Fund	\$ 51,200	\$ –	\$ 8,800	\$ 1,100
Fidelity Japan Fund	\$ 51,800	\$ 4,800	\$ 10,900	\$ 1,600
Fidelity Japan Smaller Companies Fund	\$ 43,300	\$ 4,100	\$ 10,900	\$ 1,400
Fidelity Latin America Fund	\$ 54,000	\$ 4,900	\$ 10,900	\$ 1,700
Fidelity Nordic Fund	\$ 42,700	\$ 4,000	\$ 12,300	\$ 1,400
Fidelity Overseas Fund	\$ 77,600	\$ 5,100	\$ 15,400	\$ 1,700
Fidelity Advisor Overseas Fund	\$ 57,800	\$ 5,100	\$ 25,500	\$ 1,700
Fidelity Pacific Basin Fund	\$ 52,500	\$ 4,900	\$ 12,700	\$ 1,700
Fidelity SAI International SMA Completion Fund	\$ 45,700	\$ –	\$ 11,400	\$ 1,200
Fidelity SAI International Small Cap Index Fund	\$ 45,200	\$ –	\$ 8,900	\$ 1,000
Fidelity SAI Japan Stock Index Fund	\$ 48,700	\$ 4,400	\$ 12,600	\$ 1,500
Fidelity SAI Sustainable Emerging Markets Equity Fund	\$ 33,700	\$ –	\$ 9,000	\$ 500
Fidelity SAI Sustainable International Equity Fund	\$ 28,600	\$ –	\$ 9,000	\$ 400
Fidelity Series Canada Fund	\$ 43,400	\$ 4,100	\$ 11,000	\$ 1,400
Fidelity Series Emerging Markets Fund	\$ 44,300	\$ –	\$ 11,200	\$ 1,100
Fidelity Series Emerging Markets Opportunities Fund	\$ 42,900	\$ –	\$ 11,200	\$ 1,100
Fidelity Series International Growth Fund	\$ 52,600	\$ 3,700	\$ 13,200	\$ 1,300
Fidelity Series International Index Fund	\$ 59,100	\$ –	\$ 9,100	\$ 1,300
Fidelity Series International Small Cap Fund	\$ 41,800	\$ –	\$ 8,800	\$ 1,000
Fidelity Series International Value Fund	\$ 41,800	\$ –	\$ 8,800	\$ 1,000
Fidelity Series Overseas Fund	\$ 44,100	\$ –	\$ 9,300	\$ 1,100
Fidelity Series Select International Small Cap Fund	\$ –	\$ –	\$ –	\$ –
Fidelity Series Sustainable Emerging Markets Fund	\$ –	\$ –	\$ –	\$ –
Fidelity Series Sustainable Non-U.S. Developed Markets Fund	\$ –	\$ –	\$ –	\$ –
Fidelity Stock Selector Small Cap Fund	\$ 44,100	\$ –	\$ 6,900	\$ 1,000
Fidelity Sustainable Emerging Markets Equity Fund	\$ 40,600	\$ 2,900	\$ 11,300	\$ 1,000
Fidelity Sustainable International Equity Fund	\$ 39,300	\$ –	\$ 11,200	\$ 700
Fidelity Total Emerging Markets Fund	\$ 53,200	\$ 4,800	\$ 10,100	\$ 1,600

	Audit Fees	Audit-Related Fees	Tax Fees	All Other Fees
Fidelity Total International Equity Fund	\$ 52,400	\$ –	\$ 10,700	\$ 1,300
Fidelity Value Fund	\$ 49,900	\$ 4,700	\$ 14,400	\$ 1,600
Fidelity Advisor Value Fund	\$ 42,900	\$ –	\$ 10,000	\$ 1,100
Fidelity Advisor Value Leaders Fund	\$ 34,200	\$ 3,500	\$ 11,500	\$ 1,200
Fidelity Worldwide Fund	\$ 49,700	\$ –	\$ 8,800	\$ 1,200
Fidelity ZERO Extended Market Index Fund	\$ 61,400	\$ –	\$ 7,600	\$ 1,400
Fidelity ZERO International Index Fund	\$ 51,800	\$ –	\$ 9,100	\$ 1,200
Fidelity ZERO Large Cap Index Fund	\$ 44,400	\$ –	\$ 7,600	\$ 1,000
Fidelity ZERO Total Market Index Fund	\$ 40,500	\$ –	\$ 7,100	\$ 900

November 30, 2023^{A,N}

	Audit Fees	Audit-Related Fees	Tax Fees	All Other Fees
Fidelity Convertible Securities Fund	\$ 50,700	\$ 4,800	\$ 14,100	\$ 1,600
Fidelity Advisor Dividend Growth Fund	\$ 45,500	\$ 4,000	\$ 8,200	\$ 1,400
Fidelity Equity Dividend Income Fund	\$ 50,100	\$ 4,700	\$ 33,100	\$ 1,600
Fidelity Equity Growth K6 Fund	\$ 25,300	\$ 600	\$ 6,500	\$ 200
Fidelity Advisor Equity Income Fund	\$ 43,400	\$ –	\$ 9,200	\$ 1,100
Fidelity Advisor Equity Growth Fund	\$ 46,800	\$ –	\$ 8,900	\$ 1,200
Fidelity Advisor Equity Value Fund	\$ 41,200	\$ –	\$ 10,500	\$ 1,100
Fidelity Growth Company Fund	\$ 71,700	\$ –	\$ 9,200	\$ 1,700
Fidelity Growth Company K6 Fund	\$ 69,300	\$ –	\$ 9,200	\$ 1,700
Fidelity Advisor Growth & Income Fund	\$ 42,800	\$ –	\$ 7,400	\$ 1,100
Fidelity Advisor Growth Opportunities Fund	\$ 51,000	\$ –	\$ 9,200	\$ 1,300
Fidelity Growth Strategies Fund	\$ 49,900	\$ 3,800	\$ 15,900	\$ 1,300
Fidelity Growth Strategies K6 Fund	\$ 44,100	\$ 3,500	\$ 8,500	\$ 1,200
Fidelity Advisor Large Cap Fund	\$ 44,000	\$ –	\$ 7,600	\$ 1,100
Fidelity Nasdaq Composite Index Fund	\$ 62,700	\$ –	\$ 9,800	\$ 1,600
Fidelity Nasdaq Composite Index ETF	\$ 48,900	\$ –	\$ 13,100	\$ 1,500
Fidelity New Millennium Fund	\$ 58,100	\$ 5,100	\$ 9,900	\$ 1,700
Fidelity Real Estate High Income Fund	\$ 151,500	\$ 12,400	\$ 14,200	\$ 4,200
Fidelity Series Growth Company Fund	\$ 65,700	\$ –	\$ 9,200	\$ 1,600
Fidelity Advisor Series Equity Growth Fund	\$ 25,100	\$ 2,400	\$ 6,800	\$ 800
Fidelity Advisor Series Growth Opportunities Fund	\$ 47,200	\$ –	\$ 9,200	\$ 1,200
Fidelity Advisor Series Small Cap Fund	\$ 34,600	\$ 3,200	\$ 8,300	\$ 1,100
Fidelity Advisor Small Cap Fund	\$ 36,500	\$ 3,300	\$ 9,000	\$ 1,100
Fidelity Advisor Stock Selector Mid Cap Fund	\$ 42,800	\$ –	\$ 7,400	\$ 1,100
Fidelity Advisor Value Strategies Fund	\$ 42,300	\$ –	\$ 11,000	\$ 1,200

November 30, 2022^{A,N}

	Audit Fees	Audit-Related Fees	Tax Fees	All Other Fees
Fidelity Advisor Value Strategies Fund	\$ 41,900	\$ –	\$ 10,500	\$ 1,100
Fidelity Growth Company Fund	\$ 103,500	\$ –	\$ 9,700	\$ 1,600
Fidelity Advisor Equity Income Fund	\$ 43,300	\$ –	\$ 8,800	\$ 1,000
Fidelity Advisor Equity Growth Fund	\$ 46,900	\$ –	\$ 8,500	\$ 1,100
Fidelity Advisor Equity Value Fund	\$ 41,200	\$ –	\$ 10,000	\$ 1,000
Fidelity Advisor Growth Opportunities Fund	\$ 50,500	\$ –	\$ 9,700	\$ 1,200

	Audit Fees	Audit-Related Fees	Tax Fees	All Other Fees
Fidelity Advisor Growth & Income Fund	\$ 43,000	\$ –	\$ 7,100	\$ 1,000
Fidelity Advisor Small Cap Fund	\$ 36,500	\$ 3,300	\$ 9,000	\$ 1,100
Fidelity New Millennium Fund	\$ 55,300	\$ 4,800	\$ 67,200	\$ 1,600
Fidelity Convertible Securities Fund	\$ 48,300	\$ 4,600	\$ 13,600	\$ 1,600
Fidelity Equity Dividend Income Fund	\$ 47,500	\$ 4,400	\$ 12,500	\$ 1,500
Fidelity Growth Strategies Fund	\$ 40,400	\$ 3,600	\$ 8,000	\$ 1,200
Fidelity Advisor Stock Selector Mid Cap Fund	\$ 43,000	\$ –	\$ 7,100	\$ 1,000
Fidelity Advisor Large Cap Fund	\$ 44,100	\$ –	\$ 7,300	\$ 1,000
Fidelity Real Estate High Income Fund	\$ 151,500	\$ 12,400	\$ 14,200	\$ 4,200
Fidelity Advisor Dividend Growth Fund	\$ 45,500	\$ 4,000	\$ 8,200	\$ 1,400
Fidelity Nasdaq Composite Index Fund	\$ 62,100	\$ –	\$ 9,300	\$ 1,400
Fidelity Nasdaq Composite Index ETF	\$ 46,400	\$ –	\$ 13,600	\$ 1,500
Fidelity Series Growth Company Fund	\$ 65,300	\$ –	\$ 8,800	\$ 1,500
Fidelity Advisor Series Small Cap Fund	\$ 34,600	\$ 3,200	\$ 8,300	\$ 1,100
Fidelity Advisor Series Growth Opportunities Fund	\$ 47,400	\$ –	\$ 8,800	\$ 1,100
Fidelity Advisor Series Equity Growth Fund	\$ 25,100	\$ 2,400	\$ 6,800	\$ 800
Fidelity Growth Strategies K6 Fund	\$ 37,300	\$ 3,300	\$ 7,200	\$ 1,100
Fidelity Growth Company K6 Fund	\$ 95,200	\$ –	\$ 8,800	\$ 1,500
Fidelity Equity Growth K6 Fund	\$ –	\$ –	\$ –	\$ –

December 31, 2023^A

	Audit Fees	Audit-Related Fees	Tax Fees	All Other Fees
Fidelity Contrafund	\$ 127,600	\$ 7,100	\$ 54,600	\$ 2,400
Fidelity Contrafund K6	\$ 109,400	\$ 5,600	\$ 36,800	\$ 1,900
Fidelity Emerging Markets Debt Central Fund	\$ 51,200	\$ 4,300	\$ 9,800	\$ 1,400
Fidelity Emerging Markets Debt Local Currency Central Fund	\$ 53,100	\$ 4,400	\$ 10,300	\$ 1,500
Fidelity Advisor Mid Cap II Fund	\$ 39,300	\$ –	\$ 8,200	\$ 900
Fidelity Advisor New Insights Fund	\$ 76,000	\$ 6,000	\$ 24,900	\$ 2,000
Fidelity New Markets Income Fund	\$ 78,000	\$ 5,900	\$ 4,400	\$ 2,100
Fidelity Series Emerging Markets Debt Fund	\$ 53,400	\$ 4,400	\$ 10,300	\$ 1,500
Fidelity Series Emerging Markets Debt Local Currency Fund	\$ 52,500	\$ 4,400	\$ 9,800	\$ 1,500
Fidelity Series Opportunistic Insights Fund	\$ 69,200	\$ 5,700	\$ 12,900	\$ 1,900
Fidelity Trend Fund	\$ 50,200	\$ 4,400	\$ 12,700	\$ 1,500

December 31, 2022^A

	Audit Fees	Audit-Related Fees	Tax Fees	All Other Fees
Fidelity Contrafund	\$ 125,300	\$ 7,200	\$ 50,600	\$ 2,500
Fidelity Contrafund K6	\$ 103,200	\$ 5,700	\$ 42,000	\$ 2,000
Fidelity Emerging Markets Debt Central Fund	\$ 48,700	\$ 4,300	\$ 9,300	\$ 1,500
Fidelity Emerging Markets Debt Local Currency Central Fund	\$ 49,900	\$ 4,400	\$ 9,300	\$ 1,500
Fidelity Advisor Mid Cap II Fund	\$ 38,900	\$ –	\$ 7,300	\$ 900
Fidelity Advisor New Insights Fund	\$ 69,100	\$ 6,100	\$ 71,400	\$ 2,100
Fidelity New Markets Income Fund	\$ 75,600	\$ 6,300	\$ 9,300	\$ 2,200
Fidelity Series Emerging Markets Debt Fund	\$ 50,300	\$ 4,400	\$ 9,300	\$ 1,500
Fidelity Series Emerging Markets Debt Local Currency Fund	\$ 49,900	\$ 4,400	\$ 9,300	\$ 1,500
Fidelity Series Opportunistic Insights Fund	\$ 64,900	\$ 5,700	\$ 12,400	\$ 2,000
Fidelity Trend Fund	\$ 47,700	\$ 4,500	\$ 12,100	\$ 1,500

^A Amounts may reflect rounding.

- ^B Fidelity Series Sustainable U.S. Market Fund commenced operations on May 11, 2023.
- ^C Fidelity Enhanced Small Cap ETF commenced operations on November 17, 2023.
- ^D Fidelity Series Small Cap Core Fund commenced operations on November 4, 2022.
- ^E Fidelity Healthy Future Fund commenced operations on May 24, 2022.
- ^F Fidelity SAI Sustainable Future Fund, Fidelity SAI Sustainable Sector Fund, Fidelity SAI Sustainable U.S. Equity Fund, Fidelity SAI Sustainable Emerging Markets Equity Fund and Fidelity SAI Sustainable International Equity Fund commenced operations on April 14, 2022.
- ^G Fidelity Disruptive Automation ETF, Fidelity Disruptive Communications ETF, Fidelity Disruptive Finance ETF, Fidelity Disruptive Medicine ETF, Fidelity Disruptive Technology ETF, and Fidelity Disruptors ETF commenced operations on June 9, 2023.
- ^H Fidelity Crypto Industry and Digital Payments ETF and Fidelity Metaverse ETF commenced operations on April 19, 2022.
- ^I Fidelity Enhanced International ETF, Fidelity Enhanced Large Cap Core ETF, Fidelity Enhanced Large Cap Growth ETF, Fidelity Enhanced Large Cap Value ETF, and Fidelity Enhanced Mid Cap ETF operations on November 17, 2023.
- ^J Fidelity Fundamental Large Cap Value ETF commenced operations on February 22, 2024.
- ^K Fidelity Sustainable High Yield ETF commenced operations on February 15, 2022.
- ^L Fidelity Series Sustainable Emerging Markets Fund and Fidelity Series Sustainable Non-U.S. Developed Markets Fund commenced operations on May 11, 2023.
- ^M Fidelity Sustainable Emerging Markets Equity Fund and Fidelity Sustainable International Equity Fund commenced operations on February 10, 2022.
- ^N Fidelity Equity Growth K6 Fund commenced operations on August 24, 2023.

“Audit Fees” represent fees billed for services rendered for the audits of the financial statements, or services that are normally provided in connection with statutory and regulatory filings or engagements.

“Audit-Related Fees” represent fees billed for assurance and related services that are reasonably related to the performance of a fund audit or the review of a fund’s financial statements and that are not reported under Audit Fees.

“Tax Fees” represent fees billed for tax compliance, tax advice or tax planning that relate directly to the operations and financial reporting of a fund.

“All Other Fees” represent fees billed for services provided to a fund or Fund Service Provider, a significant portion of which are assurance related, that relate directly to the operations and financial reporting of the fund, excluding those services that are reported under Audit Fees, Audit-Related Fees or Tax Fees.

Assurance services must be performed by an independent public accountant.

APPENDIX H

Fees billed by PwC or Deloitte Entities that were required to be approved by the Audit Committee for services rendered on behalf of the Fund Service Providers that relate directly to the operations and financial reporting of each fund are shown in the table below.

January 31, 2024^A

	Audit-Related Fees	Tax Fees	All Other Fees
Deloitte Entities	\$ —	\$ —	\$ 935,000
PwC	\$ 8,284,200	\$ 61,000	\$ —

January 31, 2023^A

	Audit-Related Fees	Tax Fees	All Other Fees
Deloitte Entities	\$ —	\$ —	\$ —
PwC	\$ 7,884,000	\$ 1,000	\$ —

February 29, 2024^{A,M}

	Audit-Related Fees	Tax Fees	All Other Fees
Deloitte Entities	\$ 75,000	\$ —	\$ 935,000
PwC	\$ 9,422,800	\$ 61,000	\$ —

February 28, 2023^A

	Audit-Related Fees	Tax Fees	All Other Fees
Deloitte Entities	\$ 80,000	\$ —	\$ —
PwC	\$ 8,469,200	\$ 1,000	\$ —

March 31, 2023^A

	Audit-Related Fees	Tax Fees	All Other Fees
PwC	\$ 8,199,200	\$ 1,000	\$ —

March 31, 2022^A

	Audit-Related Fees	Tax Fees	All Other Fees
PwC	\$ 7,914,600	\$ 353,200	\$ —

April 30, 2023^A

	Audit-Related Fees	Tax Fees	All Other Fees
Deloitte Entities ^C	\$ —	\$ —	\$ —
PwC ^D	\$ 8,284,200	\$ 1,000	\$ —

April 30, 2022^A

	Audit-Related Fees	Tax Fees	All Other Fees
Deloitte Entities ^C	\$ —	\$ —	\$ —
PwC ^D	\$ 7,914,600	\$ 353,200	\$ —

May 31, 2023^A

	Audit-Related Fees	Tax Fees	All Other Fees
Deloitte Entities	\$ —	\$ —	\$ —
PwC	\$ 8,284,200	\$ 1,000	\$ —

May 31, 2022^A

	Audit-Related Fees	Tax Fees	All Other Fees
Deloitte Entities	\$ —	\$ —	\$ —
PwC ^F	\$ 7,914,600	\$ 353,200	\$ —

June 30, 2023^A

	Audit-Related Fees	Tax Fees	All Other Fees
Deloitte Entities	\$ —	\$ —	\$ —
PwC	\$ 8,284,200	\$ 1,000	\$ —

June 30, 2022^A

	Audit-Related Fees	Tax Fees	All Other Fees
Deloitte Entities	\$ —	\$ —	\$ —
PwC	\$ 7,914,600	\$ 353,200	\$ —

July 31, 2023^A

	Audit-Related Fees	Tax Fees	All Other Fees
Deloitte Entities	\$ —	\$ —	\$ —
PwC	\$ 8,284,200	\$ 1,000	\$ —

July 31, 2022^A

	Audit-Related Fees	Tax Fees	All Other Fees
Deloitte Entities	\$ —	\$ —	\$ —
PwC	\$ 7,914,600	\$ 353,200	\$ —

August 31, 2023^A

	Audit-Related Fees	Tax Fees	All Other Fees
Deloitte Entities	\$ —	\$ —	\$ —
PwC	\$ 8,284,200	\$ 1,000	\$ —

August 31, 2022^A

	Audit-Related Fees	Tax Fees	All Other Fees
Deloitte Entities	\$ —	\$ —	\$ —
PwC ^H	\$ 7,914,600	\$ 353,200	\$ —

September 30, 2023^A

	Audit-Related Fees	Tax Fees	All Other Fees
Deloitte Entities	\$ -	\$ -	\$ -

September 30, 2022^A

	Audit-Related Fees	Tax Fees	All Other Fees
Deloitte Entities	\$ -	\$ -	\$ -

October 31, 2023^A

	Audit-Related Fees	Tax Fees	All Other Fees
Deloitte Entities ^I	\$ -	\$ -	\$ -
PwC	\$ 8,284,200	\$ 1,000	\$ -

October 31, 2022^A

	Audit-Related Fees	Tax Fees	All Other Fees
Deloitte Entities ^{I,J}	\$ -	\$ -	\$ -
PwC ^K	\$ 7,914,600	\$ 1,000	\$ -

November 30, 2023^A

	Audit-Related Fees	Tax Fees	All Other Fees
Deloitte Entities	\$ -	\$ -	\$ -
PwC ^L	\$ 8,284,200	\$ 1,000	\$ -

November 30, 2022^A

	Audit-Related Fees	Tax Fees	All Other Fees
Deloitte Entities	\$ -	\$ -	\$ -
PwC ^L	\$ 7,914,600	\$ 1,000	\$ -

December 31, 2023^A

	Audit-Related Fees	Tax Fees	All Other Fees
Deloitte Entities	\$ -	\$ -	\$ -
PwC	\$ 8,284,200	\$ 1,000	\$ -

December 31, 2022^A

	Audit-Related Fees	Tax Fees	All Other Fees
Deloitte Entities	\$ -	\$ -	\$ -
PwC	\$ 7,914,600	\$ 1,000	\$ -

^A Amounts may reflect rounding.

^B May include amounts billed prior to the Fidelity Series Total Market Index Fund's commencement of operations.

^C May include amounts billed prior to the Fidelity Series Small Cap Core Fund's commencement of operations.

^D May include amounts billed prior to the Fidelity Healthy Future Fund's commencement of operations.

- ^E May include amounts billed prior to the Fidelity Climate Action Fund and Fidelity Sustainable U.S. Equity Funds' commencement of operations.
- ^F May include amounts billed prior to the Fidelity SAI Sustainable Future Fund, Fidelity SAI Sustainable Sector Fund, and Fidelity SAI Sustainable U.S. Equity Funds' commencement of operations.
- ^G May include amounts billed prior to the Fidelity Crypto Industry and Digital Payments ETF and Fidelity Metaverse ETFs' commencement of operations.
- ^H May include amounts billed prior to the Fidelity Sustainable High Yield ETF's commencement of operations.
- ^I May include amounts billed prior to the Fidelity SAI Sustainable Emerging Markets Equity Fund, Fidelity SAI Sustainable International Equity Fund and Fidelity Sustainable International Equity Funds' commencement of operations.
- ^J May include amounts billed prior to the Fidelity Series Select International Small Cap Fund, Fidelity Series Sustainable Emerging Markets Fund and Fidelity Series Sustainable Non-U.S. Developed Markets Funds' commencement of operations.
- ^K May include amounts billed prior to the Fidelity Sustainable Emerging Markets Equity Fund's commencement of operations.
- ^L May include amounts billed prior to the Fidelity Equity Growth K6 Fund's commencement of operations.
- ^M May include amounts billed prior to the Fidelity Enhanced Small Cap ETF's commencement of operations.

"Audit Fees" represent fees billed for services rendered for the audits of the financial statements, or services that are normally provided in connection with statutory and regulatory filings or engagements.

"Audit-Related Fees" represent fees billed for assurance and related services that are reasonably related to the performance of a fund audit or the review of a fund's financial statements and that are not reported under Audit Fees.

"Tax Fees" represent fees billed for tax compliance, tax advice or tax planning that relate directly to the operations and financial reporting of a fund.

"All Other Fees" represent fees billed for services provided to a fund or Fund Service Provider, a significant portion of which are assurance related, that relate directly to the operations and financial reporting of the fund, excluding those services that are reported under Audit Fees, Audit-Related Fees or Tax Fees.

Assurance services must be performed by an independent public accountant.

APPENDIX I

Aggregate non-audit fees billed by PwC or Deloitte Entities for services rendered to the funds and any Fund Service Provider for each of the last two fiscal years of the funds are shown below.

<u>Trust/Firm</u>	<u>Fiscal Year End</u>	<u>Aggregate Non-Audit Fees^A</u>
Fidelity Advisor Series I		
PwC	July 31, 2023	\$ 13,604,500
PwC	July 31, 2022	\$ 13,252,000
Deloitte Entities	August 31, 2023	\$ 257,800
Deloitte Entities	August 31, 2022	\$ 472,700
Deloitte Entities	October 31, 2023	\$ 278,000
Deloitte Entities	October 31, 2022	\$ 489,500
Deloitte Entities	November 30, 2023	\$ 333,400
Deloitte Entities	November 30, 2022	\$ 544,900
PwC	November 30, 2023	\$ 13,673,600
PwC	November 30, 2022	\$ 12,963,400
Deloitte Entities	December 31, 2023	\$ 465,800
Deloitte Entities	December 31, 2022	\$ 529,800
Fidelity Advisor Series VII		
Deloitte Entities	July 31, 2023	\$ 349,400
Deloitte Entities	July 31, 2022	\$ 562,400
Fidelity Advisor Series VIII		
Deloitte Entities	October 31, 2023	\$ 269,400
Deloitte Entities	October 31, 2022	\$ 482,300
PwC	October 31, 2023	\$ 13,744,600
PwC	October 31, 2022	\$ 13,023,000
Fidelity Capital Trust		
Deloitte Entities	September 30, 2023	\$ 251,200
Deloitte Entities	September 30, 2022	\$ 467,600
Deloitte Entities	October 31, 2023	\$ 251,400
Deloitte Entities	October 31, 2022	\$ 465,500
PwC	October 31, 2023	\$ 13,671,700
PwC	October 31, 2022	\$ 12,943,200
Fidelity Central Investment Portfolios LLC		
Deloitte Entities	June 30, 2023	\$ 251,700
Deloitte Entities	June 30, 2022	\$ 468,500
Deloitte Entities	August 31, 2023	\$ 264,600
Deloitte Entities	August 31, 2022	\$ 479,100
Deloitte Entities	September 30, 2023	\$ 288,100
Deloitte Entities	September 30, 2022	\$ 500,500
Fidelity Commonwealth Trust		
PwC	November 30, 2023	\$ 13,602,400
PwC	November 30, 2022	\$ 12,898,100
Fidelity Concord Street Trust		
Deloitte Entities	February 29, 2024	\$ 6,310,100
Deloitte Entities	February 28, 2023	\$ 793,400
PwC	February 29, 2024	\$ 15,233,200
PwC	February 28, 2023	\$ 14,334,700

<u>Trust/Firm</u>	<u>Fiscal Year End</u>	<u>Aggregate Non-Audit Fees^A</u>
Deloitte Entities	April 30, 2023 ^B	\$ 316,900
Deloitte Entities	April 30, 2022 ^B	\$ 517,800
PwC	April 30, 2023 ^B	\$ 13,616,500
PwC	April 30, 2022 ^B	\$ 13,457,000
Deloitte Entities	October 31, 2023 ^B	\$ 303,200
Deloitte Entities	October 31, 2022 ^B	\$ 513,800
PwC	October 31, 2023 ^B	\$ 13,605,700
PwC	October 31, 2022 ^B	\$ 12,901,500
Deloitte Entities	November 30, 2023	\$ 254,000
Deloitte Entities	November 30, 2022	\$ 468,300
Fidelity Contrafund		
PwC	December 31, 2023	\$ 13,749,600
PwC	December 31, 2022	\$ 13,092,700
Fidelity Covington Trust		
PwC	February 29, 2024 ^K	\$ 15,038,400
PwC	February 28, 2023	\$ —
Deloitte Entities	June 30, 2023 ^C	\$ 269,000
Deloitte Entities	June 30, 2022 ^C	\$ 485,800
Deloitte Entities	July 31, 2023	\$ 268,800
Deloitte Entities	July 31, 2022	\$ 489,500
PwC	July 31, 2023	\$ 13,642,800
PwC	July 31, 2022	\$ 13,290,200
PwC	August 31, 2023 ^D	\$ 13,614,200
PwC	August 31, 2022 ^D	\$ 13,259,900
Deloitte Entities	October 31, 2023	\$ 259,400
Deloitte Entities	October 31, 2022	\$ 477,600
Fidelity Destiny Portfolios		
Deloitte Entities	September 30, 2023	\$ 266,900
Deloitte Entities	September 30, 2022	\$ 480,600
Fidelity Devonshire Trust		
Deloitte Entities	January 31, 2024	\$ 1,228,800
Deloitte Entities	January 31, 2023	\$ 282,800
PwC	January 31, 2024	\$ 13,584,200
PwC	January 31, 2023	\$ 13,223,700
Fidelity Financial Trust		
PwC	November 30, 2023	\$ 13,647,700
PwC	November 30, 2022	\$ 12,921,200
Fidelity Hanover Street Trust		
PwC	December 31, 2023	\$ 12,913,300
PwC	December 31, 2022	\$ 14,149,900
Fidelity Hastings Street Trust		
PwC	June 30, 2023	\$ 13,665,900
PwC	June 30, 2022	\$ 13,342,000
PwC	December 31, 2023	\$ 13,619,700
PwC	December 31, 2022	\$ 12,913,400
Fidelity Investment Trust		
Deloitte Entities	October 31, 2023 ^F	\$ 520,800
Deloitte Entities	October 31, 2022 ^{F,G}	\$ 682,700

<u>Trust/Firm</u>	<u>Fiscal Year End</u>	<u>Aggregate Non-Audit Fees^A</u>
PwC	October 31, 2023 ^F	\$ 14,077,300
PwC	October 31, 2022 ^{F,G}	\$ 13,266,000
Fidelity Magellan Fund		
PwC	March 31, 2023	\$ 13,617,300
PwC	March 31, 2022	\$ 13,466,300
Fidelity Mt. Vernon Street Trust		
Deloitte Entities	November 30, 2023 ^H	\$ 275,200
Deloitte Entities	November 30, 2022 ^H	\$ 489,500
PwC	November 30, 2023 ^H	\$ 13,646,000
PwC	November 30, 2022 ^H	\$ 12,981,000
Fidelity Puritan Trust		
Deloitte Entities	July 31, 2023	\$ 274,300
Deloitte Entities	July 31, 2022	\$ 487,200
PwC	July 31, 2023	\$ 13,708,800
PwC	July 31, 2022	\$ 13,295,100
PwC	August 31, 2023	\$ 13,754,500
PwC	August 31, 2022	\$ 13,509,300
Fidelity Securities Fund		
Deloitte Entities	July 31, 2023	\$ 320,900
Deloitte Entities	July 31, 2022	\$ 536,300
PwC	July 31, 2023	\$ 13,723,600
PwC	July 31, 2022	\$ 13,340,800
Fidelity Select Portfolios		
PwC	January 31, 2024	\$ 13,501,700
PwC	January 31, 2023	\$ 13,170,500
PwC	February 29, 2024	\$ 15,409,000
PwC	February 28, 2023	\$ 14,590,100
Deloitte Entities	July 31, 2023	\$ 262,500
Deloitte Entities	July 31, 2022	\$ 476,900
Fidelity Summer Street Trust		
PwC	January 31, 2024	\$ 13,497,200
PwC	January 31, 2023	\$ 13,157,600
Deloitte Entities	April 30, 2023 ^I	\$ 273,000
Deloitte Entities	April 30, 2022 ^I	\$ 486,700
PwC	April 30, 2023 ^I	\$ 13,717,800
PwC	April 30, 2022 ^I	\$ 13,534,700
Deloitte Entities	May 31, 2023	\$ 283,700
Deloitte Entities	May 31, 2022 ^J	\$ 496,800
PwC	May 31, 2023	\$ 13,639,900
PwC	May 31, 2022 ^J	\$ 13,363,900
Deloitte Entities	September 30, 2023	\$ 253,900
Deloitte Entities	September 30, 2022	\$ 468,200
PwC	December 31, 2023	\$ 13,609,800
PwC	December 31, 2022	\$ 12,900,800
Fidelity Trend Fund		
PwC	December 31, 2023	\$ 13,606,400
PwC	December 31, 2022	\$ 12,901,100

^A Amounts may reflect rounding.

- ^B May include amounts billed prior to the Fidelity Series Small Cap Core Fund's commencement of operations.
- ^C May include amounts billed prior to the Fidelity Crypto Industry and Digital Payments ETF and Fidelity Metaverse ETF's commencement of operations.
- ^D May include amounts billed prior to the Fidelity Sustainable High Yield ETF's commencement of operations.
- ^E May include amounts billed prior to the Fidelity Series International Index Fund, Fidelity ZERO International Index Fund, Fidelity ZERO Total Market Index Fund, Fidelity ZERO Extended Market Index Fund and Fidelity ZERO Large Cap Index Funds' commencement of operations.
- ^F May include amounts billed prior to the Fidelity SAI Sustainable Emerging Markets Equity Fund, Fidelity SAI Sustainable International Equity Fund, Fidelity Sustainable Emerging Markets Equity Fund and Fidelity Sustainable International Equity Funds' commencement of operations.
- ^G May include amounts billed prior to the Fidelity Series Select International Small Cap Fund, Fidelity Series Sustainable Emerging Markets Fund and Fidelity Series Sustainable Non-U.S. Developed Markets Funds' commencement of operations.
- ^H May include amounts billed prior to the Fidelity Equity Growth K6 Fund's commencement of operations.
- ^I May include amounts billed prior to the Fidelity Healthy Future Fund's commencement of operations.
- ^J May include amounts billed prior to the Fidelity Climate Action Fund, Fidelity Sustainable U.S. Equity Fund, Fidelity SAI Sustainable Future Fund, Fidelity SAI Sustainable Sector Fund, and Fidelity SAI Sustainable U.S. Equity Fund's commencement of operations.
- ^K May include amounts billed prior to the Fidelity Enhanced Small Cap ETF's commencement of operations.

APPENDIX J

Estimated aggregate costs for services to be provided by Computershare to receive votes over the phone and to call and solicit votes are stated below.

<u>TRUST/Fund</u>	<u>Estimated aggregate cost for Computershare to call and solicit votes</u>	<u>Estimated aggregate cost for Computershare to receive votes over the phone</u>
FIDELITY ADVISOR SERIES I		
Fidelity Advisor Balanced Fund	\$ 1,200	\$ 750
Fidelity Advisor Dividend Growth Fund	\$ 1,200	\$ 750
Fidelity Advisor Equity Growth Fund	\$ 1,200	\$ 750
Fidelity Advisor Equity Income Fund	\$ 1,200	\$ 750
Fidelity Advisor Equity Value Fund	\$ 1,200	\$ 750
Fidelity Advisor Floating Rate High Income Fund	\$ 1,200	\$ 750
Fidelity Advisor Growth & Income Fund	\$ 1,200	\$ 750
Fidelity Advisor Growth Opportunities Fund	\$ 1,200	\$ 750
Fidelity Advisor High Income Advantage Fund	\$ 1,200	\$ 750
Fidelity Advisor Large Cap Fund	\$ 1,200	\$ 750
Fidelity Advisor Leveraged Company Stock Fund	\$ 1,200	\$ 750
Fidelity Advisor Mid Cap II Fund	\$ 1,200	\$ 750
Fidelity Advisor Series Equity Growth Fund	\$ 1,200	\$ 750
Fidelity Advisor Series Growth Opportunities Fund	\$ 1,200	\$ 750
Fidelity Advisor Series Small Cap Fund	\$ 1,200	\$ 750
Fidelity Advisor Small Cap Fund	\$ 1,200	\$ 750
Fidelity Advisor Stock Selector Mid Cap Fund	\$ 1,200	\$ 750
Fidelity Advisor Value Fund	\$ 1,200	\$ 750
Fidelity Advisor Value Strategies Fund	\$ 1,200	\$ 750
Fidelity Real Estate High Income Fund	\$ 1,200	\$ 750
FIDELITY ADVISOR SERIES VII		
Fidelity Advisor Biotechnology Fund	\$ 1,200	\$ 750
Fidelity Advisor Consumer Discretionary Fund	\$ 1,200	\$ 750
Fidelity Advisor Energy Fund	\$ 1,200	\$ 750
Fidelity Advisor Financials Fund	\$ 1,200	\$ 750
Fidelity Advisor Global Real Estate Fund	\$ 1,200	\$ 750
Fidelity Advisor Health Care Fund	\$ 1,200	\$ 750
Fidelity Advisor Industrials Fund	\$ 1,200	\$ 750
Fidelity Advisor Real Estate Fund	\$ 1,200	\$ 750
Fidelity Advisor Semiconductors Fund	\$ 1,200	\$ 750
Fidelity Advisor Technology Fund	\$ 1,200	\$ 750
Fidelity Advisor Utilities Fund	\$ 1,200	\$ 750
FIDELITY ADVISOR SERIES VIII		
Fidelity Advisor Diversified International Fund	\$ 1,200	\$ 750
Fidelity Advisor Emerging Asia Fund	\$ 1,200	\$ 750
Fidelity Advisor Focused Emerging Markets Fund	\$ 1,200	\$ 750
Fidelity Advisor Global Capital Appreciation Fund	\$ 1,200	\$ 750
Fidelity Advisor Global Equity Income Fund	\$ 1,200	\$ 750
Fidelity Advisor International Capital Appreciation Fund	\$ 1,200	\$ 750
Fidelity Advisor Overseas Fund	\$ 1,200	\$ 750
Fidelity Advisor Value Leaders Fund	\$ 1,200	\$ 750

<u>TRUST/Fund</u>	Estimated aggregate cost for Computershare to call and solicit votes	Estimated aggregate cost for Computershare to receive votes over the phone
FIDELITY CAPITAL TRUST		
Fidelity Capital Appreciation Fund	\$ 1,200	\$ 750
Fidelity Disciplined Equity Fund	\$ 1,200	\$ 750
Fidelity Focused Stock Fund	\$ 1,200	\$ 750
Fidelity Stock Selector All Cap Fund	\$ 1,200	\$ 750
Fidelity Stock Selector Small Cap Fund	\$ 1,200	\$ 750
Fidelity Value Fund	\$ 1,200	\$ 750
FIDELITY CENTRAL INVESTMENT PORTFOLIOS LLC		
Fidelity Emerging Markets Equity Central Fund	\$ 350	\$ 150
Fidelity Floating Rate Central Fund	\$ 350	\$ 150
Fidelity High Income Central Fund	\$ 350	\$ 150
Fidelity International Equity Central Fund	\$ 350	\$ 150
Fidelity Real Estate Equity Central Fund	\$ 350	\$ 150
Fidelity Specialized High Income Central Fund	\$ 350	\$ 150
Fidelity U.S. Equity Central Fund	\$ 350	\$ 150
FIDELITY COMMONWEALTH TRUST		
FIDELITY COMMONWEALTH TRUST		
Fidelity® Nasdaq Composite Index® ETF	\$ 350	\$ 150
FIDELITY CONCORD STREET TRUST		
Fidelity 500 Index Fund	\$ 1,200	\$ 750
Fidelity Extended Market Index Fund	\$ 1,200	\$ 750
Fidelity Flex 500 Index Fund	\$ 1,200	\$ 750
Fidelity Founders Fund	\$ 1,200	\$ 750
Fidelity International Index Fund	\$ 1,200	\$ 750
Fidelity Large Cap Stock Fund	\$ 1,200	\$ 750
Fidelity Large Cap Stock K6 Fund	\$ 1,200	\$ 750
Fidelity Mid-Cap Stock Fund	\$ 1,200	\$ 750
Fidelity Mid-Cap Stock K6 Fund	\$ 1,200	\$ 750
Fidelity® Nasdaq Composite Index® Fund	\$ 1,200	\$ 750
Fidelity SAI International Small Cap Index Fund	\$ 1,200	\$ 750
Fidelity SAI Japan Stock Index Fund	\$ 1,200	\$ 750
Fidelity Series International Index Fund	\$ 1,200	\$ 750
Fidelity Series Small Cap Core Fund	\$ 1,200	\$ 750
Fidelity Series Small Cap Discovery Fund	\$ 1,200	\$ 750
Fidelity Series Total Market Index Fund	\$ 1,200	\$ 750
Fidelity Small Cap Discovery Fund	\$ 1,200	\$ 750
Fidelity Small Cap Stock Fund	\$ 1,200	\$ 750
Fidelity Small Cap Stock K6 Fund	\$ 1,200	\$ 750
Fidelity Total Market Index Fund	\$ 1,200	\$ 750
Fidelity ZERO Extended Market Index Fund	\$ 1,200	\$ 750
Fidelity ZERO International Index Fund	\$ 1,200	\$ 750
Fidelity ZERO Large Cap Index Fund	\$ 1,200	\$ 750
Fidelity ZERO Total Market Index Fund	\$ 1,200	\$ 750

<u>TRUST/Fund</u>	Estimated aggregate cost for Computershare to call and solicit votes	Estimated aggregate cost for Computershare to receive votes over the phone
FIDELITY CONTRAFUND		
Fidelity Advisor New Insights Fund	\$ 1,200	\$ 750
Fidelity Contrafund	\$ 1,200	\$ 750
Fidelity Contrafund K6	\$ 1,200	\$ 750
Fidelity Series Opportunistic Insights Fund	\$ 1,200	\$ 750
FIDELITY COVINGTON TRUST		
Fidelity Blue Chip Growth ETF	\$ 350	\$ 150
Fidelity Blue Chip Value ETF	\$ 350	\$ 150
Fidelity Clean Energy ETF	\$ 350	\$ 150
Fidelity Cloud Computing ETF	\$ 350	\$ 150
Fidelity Crypto Industry and Digital Payments ETF	\$ 350	\$ 150
Fidelity Digital Health ETF	\$ 350	\$ 150
Fidelity Disruptive Automation ETF	\$ 350	\$ 150
Fidelity Disruptive Communications ETF	\$ 350	\$ 150
Fidelity Disruptive Finance ETF	\$ 350	\$ 150
Fidelity Disruptive Medicine ETF	\$ 350	\$ 150
Fidelity Disruptive Technology ETF	\$ 350	\$ 150
Fidelity Disruptors ETF	\$ 350	\$ 150
Fidelity Dividend ETF for Rising Rates	\$ 350	\$ 150
Fidelity Electric Vehicles and Future Transportation ETF	\$ 350	\$ 150
Fidelity Emerging Markets Multifactor ETF	\$ 350	\$ 150
Fidelity Enhanced International ETF	\$ 350	\$ 150
Fidelity Enhanced Large Cap Core ETF	\$ 350	\$ 150
Fidelity Enhanced Large Cap Growth ETF	\$ 350	\$ 150
Fidelity Enhanced Large Cap Value ETF	\$ 350	\$ 150
Fidelity Enhanced Mid Cap ETF	\$ 350	\$ 150
Fidelity Enhanced Small Cap ETF	\$ 350	\$ 150
Fidelity Fundamental Large Cap Core ETF	\$ 350	\$ 150
Fidelity Fundamental Large Cap Growth ETF	\$ 350	\$ 150
Fidelity Fundamental Large Cap Value ETF	\$ 350	\$ 150
Fidelity Fundamental Small-Mid Cap ETF	\$ 350	\$ 150
Fidelity High Dividend ETF	\$ 350	\$ 150
Fidelity High Yield Factor ETF	\$ 350	\$ 150
Fidelity International High Dividend ETF	\$ 350	\$ 150
Fidelity International Multifactor ETF	\$ 350	\$ 150
Fidelity International Value Factor ETF	\$ 350	\$ 150
Fidelity Low Volatility Factor ETF	\$ 350	\$ 150
Fidelity Magellan ETF	\$ 350	\$ 150
Fidelity Metaverse ETF	\$ 350	\$ 150
Fidelity Momentum Factor ETF	\$ 350	\$ 150
Fidelity MSCI Communication Services Index ETF	\$ 350	\$ 150
Fidelity MSCI Consumer Discretionary Index ETF	\$ 350	\$ 150
Fidelity MSCI Consumer Staples Index ETF	\$ 350	\$ 150
Fidelity MSCI Energy Index ETF	\$ 350	\$ 150
Fidelity MSCI Financials Index ETF	\$ 350	\$ 150
Fidelity MSCI Health Care Index ETF	\$ 350	\$ 150
Fidelity MSCI Industrials Index ETF	\$ 350	\$ 150

<u>TRUST/Fund</u>	Estimated aggregate cost for Computershare to call and solicit votes	Estimated aggregate cost for Computershare to receive votes over the phone
Fidelity MSCI Information Technology Index ETF	\$ 350	\$ 150
Fidelity MSCI Materials Index ETF	\$ 350	\$ 150
Fidelity MSCI Real Estate Index ETF	\$ 350	\$ 150
Fidelity MSCI Utilities Index ETF	\$ 350	\$ 150
Fidelity Preferred Securities & Income ETF	\$ 350	\$ 150
Fidelity Quality Factor ETF	\$ 350	\$ 150
Fidelity Real Estate Investment ETF	\$ 350	\$ 150
Fidelity Small-Mid Multifactor ETF	\$ 350	\$ 150
Fidelity Stocks for Inflation ETF	\$ 350	\$ 150
Fidelity Sustainable High Yield ETF	\$ 350	\$ 150
Fidelity Sustainable U.S. Equity ETF	\$ 350	\$ 150
Fidelity U.S. Multifactor ETF	\$ 350	\$ 150
Fidelity Value Factor ETF	\$ 350	\$ 150
Fidelity Women's Leadership ETF	\$ 350	\$ 150
FIDELITY DESTINY PORTFOLIOS		
Fidelity Advisor Capital Development Fund	\$ 350	\$ 150
Fidelity Advisor Diversified Stock Fund	\$ 350	\$ 150
FIDELITY DEVONSHIRE TRUST		
Fidelity Equity-Income Fund	\$ 1,200	\$ 750
Fidelity Equity-Income K6 Fund	\$ 1,200	\$ 750
Fidelity Mid Cap Value Fund	\$ 1,200	\$ 750
Fidelity Mid Cap Value K6 Fund	\$ 1,200	\$ 750
Fidelity Series All-Sector Equity Fund	\$ 1,200	\$ 750
Fidelity Series Stock Selector Large Cap Value Fund	\$ 1,200	\$ 750
Fidelity Series Value Discovery Fund	\$ 1,200	\$ 750
Fidelity Stock Selector Large Cap Value Fund	\$ 1,200	\$ 750
FIDELITY FINANCIAL TRUST		
Fidelity Convertible Securities Fund	\$ 1,200	\$ 750
Fidelity Equity Dividend Income Fund	\$ 1,200	\$ 750
FIDELITY HANOVER STREET TRUST		
Fidelity Emerging Markets Debt Central Fund	\$ 1,200	\$ 750
Fidelity Emerging Markets Debt Local Currency Central Fund	\$ 1,200	\$ 750
FIDELITY HASTINGS STREET TRUST		
Fidelity Fund	\$ 1,200	\$ 750
Fidelity Growth Discovery Fund	\$ 1,200	\$ 750
Fidelity Mega Cap Stock Fund	\$ 1,200	\$ 750
Fidelity Series Emerging Markets Debt Fund	\$ 1,200	\$ 750
Fidelity Series Emerging Markets Debt Local Currency Fund	\$ 1,200	\$ 750
Fidelity Series Large Cap Stock Fund	\$ 1,200	\$ 750
FIDELITY INVESTMENT TRUST		
Fidelity Canada Fund	\$ 1,200	\$ 750
Fidelity China Region Fund	\$ 1,200	\$ 750
Fidelity Diversified International Fund	\$ 1,200	\$ 750
Fidelity Diversified International K6 Fund	\$ 1,200	\$ 750
Fidelity Emerging Asia Fund	\$ 1,200	\$ 750

<u>TRUST/Fund</u>	Estimated aggregate cost for Computershare to call and solicit votes	Estimated aggregate cost for Computershare to receive votes over the phone
Fidelity Emerging Markets Discovery Fund	\$ 1,200	\$ 750
Fidelity Emerging Markets Fund	\$ 1,200	\$ 750
Fidelity Enduring Opportunities Fund	\$ 1,200	\$ 750
Fidelity Europe Fund	\$ 1,200	\$ 750
Fidelity Global Commodity Stock Fund	\$ 1,200	\$ 750
Fidelity Global Equity Income Fund	\$ 1,200	\$ 750
Fidelity Infrastructure Fund	\$ 1,200	\$ 750
Fidelity International Capital Appreciation Fund	\$ 1,200	\$ 750
Fidelity International Capital Appreciation K6 Fund	\$ 1,200	\$ 750
Fidelity International Discovery Fund	\$ 1,200	\$ 750
Fidelity International Discovery K6 Fund	\$ 1,200	\$ 750
Fidelity International Growth Fund	\$ 1,200	\$ 750
Fidelity International Small Cap Fund	\$ 1,200	\$ 750
Fidelity International Small Cap Opportunities Fund	\$ 1,200	\$ 750
Fidelity International Value Fund	\$ 1,200	\$ 750
Fidelity Japan Fund	\$ 1,200	\$ 750
Fidelity Japan Smaller Companies Fund	\$ 1,200	\$ 750
Fidelity Latin America Fund	\$ 2,000	\$ 1,000
Fidelity Nordic Fund	\$ 1,200	\$ 750
Fidelity Overseas Fund	\$ 1,200	\$ 750
Fidelity Pacific Basin Fund	\$ 1,200	\$ 750
Fidelity SAI International SMA Completion Fund	\$ 1,200	\$ 750
Fidelity SAI Sustainable Emerging Markets Equity Fund	\$ 1,200	\$ 750
Fidelity SAI Sustainable International Equity Fund	\$ 1,200	\$ 750
Fidelity Series Canada Fund	\$ 1,200	\$ 750
Fidelity Series Emerging Markets Fund	\$ 1,200	\$ 750
Fidelity Series Emerging Markets Opportunities Fund	\$ 1,200	\$ 750
Fidelity Series International Growth Fund	\$ 1,200	\$ 750
Fidelity Series International Small Cap Fund	\$ 1,200	\$ 750
Fidelity Series International Value Fund	\$ 1,200	\$ 750
Fidelity Series Overseas Fund	\$ 1,200	\$ 750
Fidelity Series Select International Small Cap Fund	\$ 1,200	\$ 750
Fidelity Series Sustainable Emerging Markets Fund	\$ 1,200	\$ 750
Fidelity Series Sustainable Non-U.S. Developed Markets Fund	\$ 1,200	\$ 750
Fidelity Sustainable Emerging Markets Equity Fund	\$ 1,200	\$ 750
Fidelity Sustainable International Equity Fund	\$ 1,200	\$ 750
Fidelity Total Emerging Markets Fund	\$ 1,200	\$ 750
Fidelity Total International Equity Fund	\$ 1,200	\$ 750
Fidelity Worldwide Fund	\$ 1,200	\$ 750
FIDELITY MAGELLAN FUND		
Fidelity Magellan Fund	\$ 1,200	\$ 750
Fidelity Magellan K6 Fund	\$ 1,200	\$ 750
FIDELITY MT. VERNON STREET TRUST		
Fidelity Equity Growth K6 Fund	\$ 1,200	\$ 750
Fidelity Growth Company Fund	\$ 1,200	\$ 750

<u>TRUST/Fund</u>	Estimated aggregate cost for Computershare to call and solicit votes	Estimated aggregate cost for Computershare to receive votes over the phone
Fidelity Growth Company K6 Fund	\$ 1,200	\$ 750
Fidelity Growth Strategies Fund	\$ 1,200	\$ 750
Fidelity Growth Strategies K6 Fund	\$ 1,200	\$ 750
Fidelity® New Millennium Fund®	\$ 1,200	\$ 750
Fidelity Series Growth Company Fund	\$ 1,200	\$ 750
FIDELITY PURITAN TRUST		
Fidelity Balanced Fund	\$ 1,200	\$ 750
Fidelity Balanced K6 Fund	\$ 1,200	\$ 750
Fidelity Low-Priced Stock Fund	\$ 1,200	\$ 750
Fidelity Low-Priced Stock K6 Fund	\$ 1,200	\$ 750
Fidelity® Puritan® Fund	\$ 1,200	\$ 750
Fidelity Puritan K6 Fund	\$ 1,200	\$ 750
Fidelity Series Intrinsic Opportunities Fund	\$ 1,200	\$ 750
Fidelity Value Discovery Fund	\$ 1,200	\$ 750
Fidelity Value Discovery K6 Fund	\$ 1,200	\$ 750
FIDELITY SECURITIES FUND		
Fidelity Blue Chip Growth Fund	\$ 1,200	\$ 750
Fidelity Blue Chip Growth K6 Fund	\$ 1,200	\$ 750
Fidelity Blue Chip Value Fund	\$ 1,200	\$ 750
Fidelity Dividend Growth Fund	\$ 1,200	\$ 750
Fidelity Growth & Income Portfolio	\$ 1,200	\$ 750
Fidelity Leveraged Company Stock Fund	\$ 1,200	\$ 750
Fidelity OTC K6 Portfolio	\$ 1,200	\$ 750
Fidelity OTC Portfolio	\$ 1,200	\$ 750
Fidelity Real Estate Income Fund	\$ 1,200	\$ 750
Fidelity Series Blue Chip Growth Fund	\$ 1,200	\$ 750
Fidelity Series Real Estate Income Fund	\$ 1,200	\$ 750
Fidelity Series Small Cap Opportunities Fund	\$ 1,200	\$ 750
Fidelity Small Cap Growth Fund	\$ 1,200	\$ 750
Fidelity Small Cap Growth K6 Fund	\$ 1,200	\$ 750
Fidelity Small Cap Value Fund	\$ 1,200	\$ 750
FIDELITY SELECT PORTFOLIOS		
Automotive Portfolio	\$ 350	\$ 150
Banking Portfolio	\$ 350	\$ 150
Biotechnology Portfolio	\$ 350	\$ 150
Brokerage and Investment Management Portfolio	\$ 350	\$ 150
Chemicals Portfolio	\$ 350	\$ 150
Communication Services Portfolio	\$ 350	\$ 150
Construction and Housing Portfolio	\$ 350	\$ 150
Consumer Discretionary Portfolio	\$ 350	\$ 150
Consumer Staples Portfolio	\$ 350	\$ 150
Defense and Aerospace Portfolio	\$ 350	\$ 150
Energy Portfolio	\$ 350	\$ 150
Fidelity Environment and Alternative Energy Fund	\$ 350	\$ 150
Financials Portfolio	\$ 350	\$ 150

<u>TRUST/Fund</u>	Estimated aggregate cost for Computershare to call and solicit votes	Estimated aggregate cost for Computershare to receive votes over the phone
FinTech Portfolio	\$ 350	\$ 150
Gold Portfolio	\$ 350	\$ 150
Health Care Portfolio	\$ 350	\$ 150
Health Care Services Portfolio	\$ 350	\$ 150
Industrials Portfolio	\$ 350	\$ 150
Insurance Portfolio	\$ 350	\$ 150
Fidelity International Real Estate Fund	\$ 350	\$ 150
Enterprise Technology Services Portfolio	\$ 350	\$ 150
Leisure Portfolio	\$ 350	\$ 150
Materials Portfolio	\$ 350	\$ 150
Medical Technology and Devices Portfolio	\$ 350	\$ 150
Fidelity Natural Resources Fund	\$ 350	\$ 150
Pharmaceuticals Portfolio	\$ 350	\$ 150
Retailing Portfolio	\$ 350	\$ 150
Fidelity Real Estate Investment Portfolio	\$ 350	\$ 150
Semiconductors Portfolio	\$ 350	\$ 150
Software and IT Services Portfolio	\$ 350	\$ 150
Tech Hardware Portfolio	\$ 350	\$ 150
Technology Portfolio	\$ 350	\$ 150
Telecommunications Portfolio	\$ 350	\$ 150
Fidelity Telecom and Utilities Fund	\$ 350	\$ 150
Transportation Portfolio	\$ 350	\$ 150
Utilities Portfolio	\$ 350	\$ 150
Wireless Portfolio	\$ 350	\$ 150
FIDELITY SUMMER STREET TRUST		
Fidelity Agricultural Productivity Fund	\$ 1,200	\$ 750
Fidelity Capital & Income Fund	\$ 1,200	\$ 750
Fidelity Climate Action Fund	\$ 1,200	\$ 750
Fidelity Focused High Income Fund	\$ 1,200	\$ 750
Fidelity Global High Income Fund	\$ 1,200	\$ 750
Fidelity Healthy Future Fund	\$ 1,200	\$ 750
Fidelity High Income Fund	\$ 1,200	\$ 750
Fidelity New Markets Income Fund	\$ 1,200	\$ 750
Fidelity SAI High Income Fund	\$ 1,200	\$ 750
Fidelity SAI Sustainable Future Fund	\$ 1,200	\$ 750
Fidelity SAI Sustainable Sector Fund	\$ 1,200	\$ 750
Fidelity SAI Sustainable U.S. Equity Fund	\$ 1,200	\$ 750
Fidelity Series Floating Rate High Income Fund	\$ 1,200	\$ 750
Fidelity Series High Income Fund	\$ 1,200	\$ 750
Fidelity Series Sustainable U.S. Market Fund	\$ 1,200	\$ 750
Fidelity Short Duration High Income Fund	\$ 1,200	\$ 750
Fidelity Sustainable U.S. Equity Fund	\$ 1,200	\$ 750
Fidelity U.S. Low Volatility Equity Fund	\$ 1,200	\$ 750
Fidelity Water Sustainability Fund	\$ 1,200	\$ 750
Fidelity Women's Leadership Fund	\$ 1,200	\$ 750
FIDELITY TREND FUND		
Fidelity Trend Fund	\$ 1,500	\$ 750

Appendix K

Information regarding the number of shares of each fund and class, as applicable, of each trust issued and outstanding is provided below.

<u>Trust/Fund</u>	<u>Number of Shares Outstanding as of March 31, 2024</u>
FIDELITY ADVISOR SERIES I	
Fidelity Advisor Balanced Fund – Class A	76,855,550.81
Fidelity Advisor Balanced Fund – Class C	39,243,315.29
Fidelity Advisor Balanced Fund – Class I	77,760,528.16
Fidelity Advisor Balanced Fund – Class M	58,424,006.52
Fidelity Advisor Balanced Fund – Class Z	37,548,448.34
Fidelity Advisor Dividend Growth Fund – Class A	26,341,593.70
Fidelity Advisor Dividend Growth Fund – Class C	2,339,775.83
Fidelity Advisor Dividend Growth Fund – Class I	15,104,174.32
Fidelity Advisor Dividend Growth Fund – Class M	18,598,855.55
Fidelity Advisor Dividend Growth Fund – Class Z	4,285,450.47
Fidelity Advisor Equity Income Fund – Class A	23,907,399.21
Fidelity Advisor Equity Income Fund – Class C	1,574,382.02
Fidelity Advisor Equity Income Fund – Class I	9,616,327.18
Fidelity Advisor Equity Income Fund – Class M	16,412,042.53
Fidelity Advisor Equity Income Fund – Class Z	1,877,900.88
Fidelity Advisor Equity Growth Fund – Class A	114,500,224.80
Fidelity Advisor Equity Growth Fund – Class C	11,237,809.54
Fidelity Advisor Equity Growth Fund – Class I	128,515,213.30
Fidelity Advisor Equity Growth Fund – Class M	99,922,877.44
Fidelity Advisor Equity Growth Fund – Class Z	104,797,757.34
Fidelity Advisor Equity Value Fund – Class A	4,967,666.80
Fidelity Advisor Equity Value Fund – Class C	591,796.83
Fidelity Advisor Equity Value Fund – Class I	1,509,037.23
Fidelity Advisor Equity Value Fund – Class M	1,343,721.95
Fidelity Advisor Equity Value Fund – Class Z	546,333.43
Fidelity Floating Rate High Income Fund	904,793,392.14
Fidelity Advisor Floating Rate High Income Fund – Class A	68,503,434.90
Fidelity Advisor Floating Rate High Income Fund – Class C	12,447,700.00
Fidelity Advisor Floating Rate High Income Fund – Class M	9,394,975.77
Fidelity Advisor Floating Rate High Income Fund – Class I	227,994,687.66
Fidelity Advisor Floating Rate High Income Fund – Class Z	260,057,457.18
Fidelity Advisor Growth & Income Fund – Class A	13,881,904.40
Fidelity Advisor Growth & Income Fund – Class C	1,562,966.32
Fidelity Advisor Growth & Income Fund – Class I	5,887,837.26
Fidelity Advisor Growth & Income Fund – Class M	5,277,438.32
Fidelity Advisor Growth & Income Fund – Class Z	3,025,024.19
Fidelity Advisor Growth Opportunities Fund – Class A	27,910,182.99
Fidelity Advisor Growth Opportunities Fund – Class C	9,386,908.99
Fidelity Advisor Growth Opportunities Fund – Class I	55,542,155.46
Fidelity Advisor Growth Opportunities Fund – Class M	20,825,348.99
Fidelity Advisor Growth Opportunities Fund – Class Z	21,223,314.76
Fidelity Advisor High Income Advantage Fund – Class A	45,342,108.05

<u>Trust/Fund</u>	<u>Number of Shares Outstanding as of March 31, 2024</u>
FIDELITY ADVISOR SERIES I	
Fidelity Advisor High Income Advantage Fund – Class C	5,292,556.74
Fidelity Advisor High Income Advantage Fund – Class I	83,364,795.98
Fidelity Advisor High Income Advantage Fund – Class M	20,913,346.06
Fidelity Advisor High Income Advantage Fund – Class Z	42,736,797.68
Fidelity Advisor Large Cap Fund – Class A	15,771,695.74
Fidelity Advisor Large Cap Fund – Class C	2,254,345.44
Fidelity Advisor Large Cap Fund – Class I	6,023,262.78
Fidelity Advisor Large Cap Fund – Class M	4,292,291.67
Fidelity Advisor Large Cap Fund – Class Z	1,395,485.83
Fidelity Advisor Leveraged Company Stock Fund – Class A	11,605,468.79
Fidelity Advisor Leveraged Company Stock Fund – Class C	525,400.72
Fidelity Advisor Leveraged Company Stock Fund – Class I	5,578,916.67
Fidelity Advisor Leveraged Company Stock Fund – Class M	4,901,431.04
Fidelity Advisor Leveraged Company Stock Fund – Class Z	754,125.52
Fidelity Advisor Mid Cap II Fund – Class A	33,021,329.02
Fidelity Advisor Mid Cap II Fund – Class C	2,178,902.24
Fidelity Advisor Mid Cap II Fund – Class I	14,270,412.97
Fidelity Advisor Mid Cap II Fund – Class M	13,552,840.86
Fidelity Advisor Mid Cap II Fund – Class Z	3,386,892.43
Fidelity Real Estate High Income Fund	76,805,965.13
Fidelity Advisor Series Equity Growth Fund	71,141,613.99
Fidelity Advisor Series Growth Opportunities Fund	61,157,400.47
Fidelity Advisor Series Small Cap Fund	33,786,343.24
Fidelity Advisor Small Cap Fund – Class A	25,327,755.21
Fidelity Advisor Small Cap Fund – Class C	2,340,789.09
Fidelity Advisor Small Cap Fund – Class I	14,723,512.48
Fidelity Advisor Small Cap Fund – Class M	18,588,585.71
Fidelity Advisor Small Cap Fund – Class Z	4,469,715.11
Fidelity Stock Selector Mid Cap Fund	8,241,768.81
Fidelity Advisor Stock Selector Mid Cap Fund – Class A	16,623,854.42
Fidelity Advisor Stock Selector Mid Cap Fund – Class C	595,173.57
Fidelity Advisor Stock Selector Mid Cap Fund – Class I	9,827,378.76
Fidelity Advisor Stock Selector Mid Cap Fund – Class M	11,478,069.45
Fidelity Advisor Stock Selector Mid Cap Fund – Class Z	3,718,103.44
Fidelity Advisor Value Strategies Fund – Class A	8,979,053.09
Fidelity Advisor Value Strategies Fund – Class C	596,669.61
Fidelity Advisor Value Strategies Fund – Class I	11,254,363.08
Fidelity Advisor Value Strategies Fund – Class M	4,966,012.57
Fidelity Value Strategies Fund	12,927,867.12
Fidelity Value Strategies Fund – Class K	4,899,412.18
Fidelity Advisor Value Fund – Class A	2,802,898.93
Fidelity Advisor Value Fund – Class C	395,527.53
Fidelity Advisor Value Fund – Class I	4,458,437.60
Fidelity Advisor Value Fund – Class M	715,574.64
Fidelity Advisor Value Fund – Class Z	1,802,425.50

<u>Trust/Fund</u>	<u>Number of Shares Outstanding as of March 31, 2024</u>
FIDELITY ADVISOR SERIES VII	
Fidelity Advisor Biotechnology Fund – Class A	23,462,845.79
Fidelity Advisor Biotechnology Fund – Class C	4,247,879.49
Fidelity Advisor Biotechnology Fund – Class I	22,825,136.97
Fidelity Advisor Biotechnology Fund – Class M	4,577,922.29
Fidelity Advisor Biotechnology Fund – Class Z	2,299,075.90
Fidelity Advisor Consumer Discretionary Fund – Class A	5,416,105.07
Fidelity Advisor Consumer Discretionary Fund – Class C	1,121,202.44
Fidelity Advisor Consumer Discretionary Fund – Class I	3,075,353.95
Fidelity Advisor Consumer Discretionary Fund – Class M	941,071.34
Fidelity Advisor Consumer Discretionary Fund – Class Z	841,499.76
Fidelity Advisor Energy Fund – Class A	8,115,122.05
Fidelity Advisor Energy Fund – Class C	1,915,999.21
Fidelity Advisor Energy Fund – Class I	10,241,945.86
Fidelity Advisor Energy Fund – Class M	2,227,691.30
Fidelity Advisor Energy Fund – Class Z	2,025,772.08
Fidelity Advisor Financials Fund – Class A	6,228,417.32
Fidelity Advisor Financials Fund – Class C	1,303,425.44
Fidelity Advisor Financials Fund – Class I	3,533,137.02
Fidelity Advisor Financials Fund – Class M	2,371,304.49
Fidelity Advisor Financials Fund – Class Z	1,334,489.59
Fidelity Advisor Global Real Estate Fund – Class A	268,677.02
Fidelity Advisor Global Real Estate Fund – Class C	27,640.52
Fidelity Advisor Global Real Estate Fund – Class I	107,727.97
Fidelity Advisor Global Real Estate Fund – Class M	99,208.07
Fidelity Advisor Global Real Estate Fund – Class Z	30,314.38
Fidelity Advisor Health Care Fund – Class A	23,619,109.73
Fidelity Advisor Health Care Fund – Class C	6,281,718.10
Fidelity Advisor Health Care Fund – Class I	31,612,726.15
Fidelity Advisor Health Care Fund – Class M	5,377,932.00
Fidelity Advisor Health Care Fund – Class Z	8,706,549.32
Fidelity Advisor Industrials Fund – Class A	6,066,873.78
Fidelity Advisor Industrials Fund – Class C	970,163.63
Fidelity Advisor Industrials Fund – Class I	3,038,112.32
Fidelity Advisor Industrials Fund – Class M	1,501,594.27
Fidelity Advisor Industrials Fund – Class Z	836,788.22
Fidelity Advisor Real Estate Fund – Class A	5,069,398.81
Fidelity Advisor Real Estate Fund – Class C	355,707.77
Fidelity Advisor Real Estate Fund – Class I	3,773,345.90
Fidelity Advisor Real Estate Fund – Class M	4,837,407.39
Fidelity Advisor Real Estate Fund – Class Z	355,432.53
Fidelity Advisor Semiconductors Fund – Class A	11,428,170.77
Fidelity Advisor Semiconductors Fund – Class C	3,056,956.11
Fidelity Advisor Semiconductors Fund – Class I	10,199,867.57
Fidelity Advisor Semiconductors Fund – Class M	1,965,054.32
Fidelity Advisor Semiconductors Fund – Class Z	1,964,090.24
Fidelity Advisor Technology Fund – Class A	21,067,821.16

<u>Trust/Fund</u>	<u>Number of Shares Outstanding as of March 31, 2024</u>
FIDELITY ADVISOR SERIES VII	
Fidelity Advisor Technology Fund – Class C	4,296,894.52
Fidelity Advisor Technology Fund – Class I	15,673,470.88
Fidelity Advisor Technology Fund – Class M	7,527,087.08
Fidelity Advisor Technology Fund – Class Z	5,485,170.18
Fidelity Advisor Utilities Fund – Class A	8,144,668.77
Fidelity Advisor Utilities Fund – Class C	1,404,899.80
Fidelity Advisor Utilities Fund – Class I	4,838,553.76
Fidelity Advisor Utilities Fund – Class M	1,703,457.48
Fidelity Advisor Utilities Fund – Class Z	1,507,881.83
FIDELITY ADVISOR SERIES VIII	
Fidelity Advisor Diversified International Fund – Class A	18,635,716.79
Fidelity Advisor Diversified International Fund – Class C	757,839.02
Fidelity Advisor Diversified International Fund – Class I	19,235,053.08
Fidelity Advisor Diversified International Fund – Class M	5,292,059.00
Fidelity Advisor Diversified International Fund – Class Z	13,549,453.70
Fidelity Advisor Emerging Asia Fund – Class A	3,214,789.47
Fidelity Advisor Emerging Asia Fund – Class C	256,862.82
Fidelity Advisor Emerging Asia Fund – Class I	3,403,351.02
Fidelity Advisor Emerging Asia Fund – Class M	855,970.00
Fidelity Advisor Emerging Asia Fund – Class Z	1,621,632.04
Fidelity Advisor Focused Emerging Markets Fund – Class A	6,136,238.65
Fidelity Advisor Focused Emerging Markets Fund – Class C	717,557.21
Fidelity Advisor Focused Emerging Markets Fund – Class I	84,668,091.58
Fidelity Advisor Focused Emerging Markets Fund – Class M	1,090,873.61
Fidelity Advisor Focused Emerging Markets Fund – Class Z	48,966,727.20
Fidelity Advisor Global Capital Appreciation Fund – Class A	1,934,958.18
Fidelity Advisor Global Capital Appreciation Fund – Class C	301,721.11
Fidelity Advisor Global Capital Appreciation Fund – Class I	2,363,486.75
Fidelity Advisor Global Capital Appreciation Fund – Class M	1,015,645.68
Fidelity Advisor Global Equity Income Fund – Class A	1,093,321.35
Fidelity Advisor Global Equity Income Fund – Class C	234,620.08
Fidelity Advisor Global Equity Income Fund – Class M	727,129.27
Fidelity Advisor Global Equity Income Fund – Class I	740,493.28
Fidelity Advisor Global Equity Income Fund – Class Z	1,715,094.61
Fidelity Advisor International Capital Appreciation Fund – Class A	20,114,291.14
Fidelity Advisor International Capital Appreciation Fund – Class C	4,497,160.96
Fidelity Advisor International Capital Appreciation Fund – Class I	163,341,823.04
Fidelity Advisor International Capital Appreciation Fund – Class M	6,350,165.86
Fidelity Advisor International Capital Appreciation Fund – Class Z	55,809,842.36
Fidelity Advisor Overseas Fund – Class A	1,427,021.54
Fidelity Advisor Overseas Fund – Class C	92,629.11
Fidelity Advisor Overseas Fund – Class I	1,652,070.91
Fidelity Advisor Overseas Fund – Class M	5,631,864.94
Fidelity Advisor Overseas Fund – Class Z	2,964,183.43
Fidelity Advisor Value Leaders Fund – Class A	925,208.56
Fidelity Advisor Value Leaders Fund – Class C	113,869.22

<u>Trust/Fund</u>	<u>Number of Shares Outstanding as of March 31, 2024</u>
FIDELITY ADVISOR SERIES VIII	
Fidelity Advisor Value Leaders Fund – Class I	250,073.84
Fidelity Advisor Value Leaders Fund – Class M	250,381.81
FIDELITY CAPITAL TRUST	
Fidelity Capital Appreciation Fund	140,264,884.64
Fidelity Capital Appreciation Fund – Class K	6,715,833.77
Fidelity Disciplined Equity Fund	28,840,103.12
Fidelity Disciplined Equity Fund – Class K	945,580.73
Fidelity Focused Stock Fund	95,603,175.48
Fidelity Stock Selector All Cap Fund	26,150,122.69
Fidelity Stock Selector All Cap Fund – Class K	324,499.06
Fidelity Advisor Stock Selector All Cap Fund – Class A	3,657,141.04
Fidelity Advisor Stock Selector All Cap Fund – Class C	249,864.62
Fidelity Advisor Stock Selector All Cap Fund – Class I	761,411.88
Fidelity Advisor Stock Selector All Cap Fund – Class M	1,702,883.35
Fidelity Advisor Stock Selector All Cap Fund – Class Z	51,783,591.02
Fidelity Stock Selector Small Cap Fund	46,918,625.29
Fidelity Advisor Stock Selector Small Cap Fund – Class A	4,709,175.72
Fidelity Advisor Stock Selector Small Cap Fund – Class C	916,620.61
Fidelity Advisor Stock Selector Small Cap Fund – Class I	20,741,337.95
Fidelity Advisor Stock Selector Small Cap Fund – Class M	604,712.11
Fidelity Advisor Stock Selector Small Cap Fund – Class Z	9,667,407.38
Fidelity Value Fund	540,920,440.34
Fidelity Value Fund – Class K	80,101,631.71
FIDELITY CENTRAL INVESTMENT PORTFOLIOS LLC	
Fidelity Emerging Markets Equity Central Fund	11,281,480.71
Fidelity Floating Rate Central Fund	14,891,953.31
Fidelity High Income Central Fund	12,905,732.93
Fidelity International Equity Central Fund	51,866,880.71
Fidelity Real Estate Equity Central Fund	7,791,399.99
Fidelity Specialized High Income Central Fund	5,361,208.11
Fidelity U.S. Equity Central Fund	142,371,875.53
FIDELITY COMMONWEALTH TRUST	
Fidelity® Nasdaq Composite Index® ETF	94,450,000.00
FIDELITY CONCORD STREET TRUST	
Fidelity 500 Index Fund	2,919,941,730.37
Fidelity Extended Market Index Fund	477,587,415.33
Fidelity Flex 500 Index Fund	202,279,458.53
Fidelity Founders Fund	4,226,148.78
Fidelity Advisor Founders Fund – Class A	1,114,557.68
Fidelity Advisor Founders Fund – Class C	161,848.35
Fidelity Advisor Founders Fund – Class I	230,213.12
Fidelity Advisor Founders Fund – Class M	720,903.82
Fidelity Advisor Founders Fund – Class Z	339,092.51
Fidelity International Index Fund	999,174,528.76
Fidelity Large Cap Stock Fund	83,168,022.21
Fidelity Large Cap Stock K6 Fund	3,467,989.40

<u>Trust/Fund</u>	<u>Number of Shares Outstanding as of March 31, 2024</u>
FIDELITY CONCORD STREET TRUST	
Fidelity Mid-Cap Stock Fund	154,886,628.00
Fidelity Mid-Cap Stock Fund – Class K	21,329,780.29
Fidelity Mid-Cap Stock K6 Fund	61,364,085.72
Fidelity® Nasdaq Composite Index® Fund	76,423,908.75
Fidelity SAI International Small Cap Index Fund	88,566,919.72
Fidelity SAI Japan Stock Index Fund	64,690,651.84
Fidelity Series International Index Fund	33,455,947.70
Fidelity Series Small Cap Core Fund	41,912,960.38
Fidelity Series Small Cap Discovery Fund	103,931,475.10
Fidelity Series Total Market Index Fund	3,946,695,650.46
Fidelity Small Cap Discovery Fund	98,224,603.32
Fidelity Small Cap Stock Fund	66,787,365.25
Fidelity Small Cap Stock K6 Fund	5,330,494.31
Fidelity Total Market Index Fund	627,393,737.83
Fidelity ZERO Extended Market Index Fund	125,722,003.66
Fidelity ZERO International Index Fund	352,727,802.51
Fidelity ZERO Large Cap Index Fund	485,899,146.40
Fidelity ZERO Total Market Index Fund	1,113,670,172.98
FIDELITY CONTRAFUND	
Fidelity Contrafund	6,558,066,119.54
Fidelity Contrafund – Class K	601,049,633.24
Fidelity Contrafund K6	1,244,587,768.19
Fidelity Advisor New Insights Fund – Class A	191,879,056.99
Fidelity Advisor New Insights Fund – Class M	49,882,135.14
Fidelity Advisor New Insights Fund – Class C	24,833,150.87
Fidelity Advisor New Insights Fund – Class I	225,044,892.45
Fidelity Advisor New Insights Fund – Class Z	50,185,379.75
Fidelity Series Opportunistic Insights Fund	474,739,022.66
FIDELITY COVINGTON TRUST	
Fidelity Blue Chip Growth ETF	37,425,000.00
Fidelity Blue Chip Value ETF	4,050,000.00
Fidelity Clean Energy ETF	1,800,000.00
Fidelity Cloud Computing ETF	3,150,000.00
Fidelity Crypto Industry and Digital Payments ETF	3,450,000.00
Fidelity Digital Health ETF	500,000.00
Fidelity Disruptive Automation ETF	4,105,492.00
Fidelity Disruptive Communications ETF	1,407,063.00
Fidelity Disruptive Finance ETF	1,444,580.00
Fidelity Disruptive Medicine ETF	2,123,806.00
Fidelity Disruptive Technology ETF	4,588,469.00
Fidelity Disruptors ETF	3,525,062.00
Fidelity Dividend ETF for Rising Rates	11,450,000.00
Fidelity Electric Vehicles and Future Transportation ETF	2,600,000.00
Fidelity Emerging Markets Multifactor ETF	2,000,000.00
Fidelity Enhanced International ETF	52,079,106.00
Fidelity Enhanced Large Cap Core ETF	83,135,453.00

<u>Trust/Fund</u>	<u>Number of Shares Outstanding as of March 31, 2024</u>
FIDELITY COVINGTON TRUST	
Fidelity Enhanced Large Cap Growth ETF	80,518,998.00
Fidelity Enhanced Large Cap Value ETF	68,478,976.00
Fidelity Enhanced Mid Cap ETF	51,716,761.00
Fidelity Enhanced Small Cap ETF	17,521,356.00
Fidelity Fundamental Large Cap Core ETF	5,950,000.00
Fidelity Fundamental Large Cap Growth ETF	13,175,000.00
Fidelity Fundamental Large Cap Value ETF	50,000.00
Fidelity Fundamental Small-Mid Cap ETF	2,175,000.00
Fidelity High Dividend ETF	55,550,000.00
Fidelity High Yield Factor ETF	6,300,000.00
Fidelity International High Dividend ETF	4,700,000.00
Fidelity International Multifactor ETF	2,400,000.00
Fidelity International Value Factor ETF	4,600,000.00
Fidelity Low Volatility Factor ETF	18,250,000.00
Fidelity Magellan ETF	3,000,000.00
Fidelity Metaverse ETF	1,050,000.00
Fidelity Momentum Factor ETF	3,150,000.00
Fidelity MSCI Communication Services Index ETF	21,400,000
Fidelity MSCI Consumer Discretionary Index ETF	17,650,000
Fidelity MSCI Consumer Staples Index ETF	23,350,000
Fidelity MSCI Energy Index ETF	72,700,000
Fidelity MSCI Financials Index ETF	27,700,000
Fidelity MSCI Health Care Index ETF	45,100,000
Fidelity MSCI Industrials Index ETF	15,500,000
Fidelity MSCI Information Technology Index ETF	62,000,000
Fidelity MSCI Materials Index ETF	10,100,000
Fidelity MSCI Real Estate Index ETF	37,100,000
Fidelity MSCI Utilities Index ETF	27,000,000
Fidelity Preferred Securities & Income ETF	1,600,000.00
Fidelity Quality Factor ETF	14,400,000.00
Fidelity Real Estate Investment ETF	625,000.00
Fidelity Small-Mid Multifactor ETF	5,500,000.00
Fidelity Stocks for Inflation ETF	3,800,000.00
Fidelity Sustainable High Yield ETF	400,000.00
Fidelity Sustainable U.S. Equity ETF	525,000.00
Fidelity U.S. Multifactor ETF	3,450,000.00
Fidelity Value Factor ETF	13,800,000.00
Fidelity Women's Leadership ETF	175,000.00
FIDELITY DESTINY PORTFOLIOS	
Fidelity Advisor Capital Development Fund – Class O	165,088,292.67
Fidelity Advisor Capital Development Fund – Class A	32,428,280.60
Fidelity Advisor Capital Development Fund – Class C	212,730.12
Fidelity Advisor Capital Development Fund – Class I	1,913,469.99
Fidelity Advisor Capital Development Fund – Class M	216,762.68
Fidelity Advisor Diversified Stock Fund – Class O	68,728,410.09
Fidelity Advisor Diversified Stock Fund – Class A	14,357,100.08

<u>Trust/Fund</u>	<u>Number of Shares Outstanding as of March 31, 2024</u>
FIDELITY DESTINY PORTFOLIOS	
Fidelity Advisor Diversified Stock Fund – Class C	1,093,147.42
Fidelity Advisor Diversified Stock Fund – Class I	3,658,598.04
Fidelity Advisor Diversified Stock Fund – Class M	1,820,990.96
Fidelity Advisor Diversified Stock Fund – Class Z	1,456,159.86
FIDELITY DEVONSHIRE TRUST	
Fidelity Equity-Income Fund	105,266,212.50
Fidelity Equity-Income Fund – Class K	8,202,788.12
Fidelity Equity-Income K6 Fund	11,140,544.07
Fidelity Mid Cap Value Fund	39,224,035.48
Fidelity Advisor Mid Cap Value Fund – Class A	6,471,596.78
Fidelity Advisor Mid Cap Value Fund – Class C	780,179.65
Fidelity Advisor Mid Cap Value Fund – Class I	6,137,850.17
Fidelity Advisor Mid Cap Value Fund – Class M	1,275,517.07
Fidelity Advisor Mid Cap Value Fund – Class Z	5,656,220.25
Fidelity Mid Cap Value K6 Fund	2,796,229.38
Fidelity Series All-Sector Equity Fund	300,680,331.88
Fidelity Series Stock Selector Large Cap Value Fund	827,854,434.65
Fidelity Series Value Discovery Fund	716,010,736.31
Fidelity Stock Selector Large Cap Value Fund	17,824,617.84
Fidelity Advisor Stock Selector Large Cap Value Fund – Class A	1,650,357.57
Fidelity Advisor Stock Selector Large Cap Value Fund – Class C	262,282.66
Fidelity Advisor Stock Selector Large Cap Value Fund – Class I	517,321.91
Fidelity Advisor Stock Selector Large Cap Value Fund – Class M	518,648.43
Fidelity Advisor Stock Selector Large Cap Value Fund – Class Z	306,984.97
FIDELITY FINANCIAL TRUST	
Fidelity Convertible Securities Fund	45,636,151.37
Fidelity Advisor Convertible Securities Fund – Class A	1,390,798.34
Fidelity Advisor Convertible Securities Fund – Class C	211,486.44
Fidelity Advisor Convertible Securities Fund – Class I	2,845,250.58
Fidelity Advisor Convertible Securities Fund – Class M	236,195.07
Fidelity Advisor Convertible Securities Fund – Class Z	2,795,300.58
Fidelity Equity Dividend Income Fund	185,625,056.66
Fidelity Equity Dividend Income Fund – Class K	27,955,446.43
FIDELITY HANOVER STREET TRUST	
Fidelity Emerging Markets Debt Central Fund	280,786,117.36
Fidelity Emerging Markets Debt Local Currency Central Fund	3,337,220.45
FIDELITY HASTINGS STREET TRUST	
Fidelity Fund	87,937,763.70
Fidelity Fund – Class K	3,481,820.66
Fidelity Growth Discovery Fund	77,819,212.17
Fidelity Growth Discovery Fund – Class K	8,569,797.31
Fidelity Mega Cap Stock Fund	75,522,117.18
Fidelity Advisor Mega Cap Stock Fund – Class A	8,336,001.51
Fidelity Advisor Mega Cap Stock Fund – Class C	1,441,769.82
Fidelity Advisor Mega Cap Stock Fund – Class I	12,529,938.60
Fidelity Advisor Mega Cap Stock Fund – Class M	1,540,847.03

<u>Trust/Fund</u>	<u>Number of Shares Outstanding as of March 31, 2024</u>
FIDELITY HASTINGS STREET TRUST	
Fidelity Advisor Mega Cap Stock Fund – Class Z	15,692,775.45
Fidelity Series Emerging Markets Debt Fund	171,714,534.36
Fidelity Series Emerging Markets Debt Local Currency Fund	47,388,083.81
Fidelity Series Large Cap Stock Fund	827,521,669.66
FIDELITY INVESTMENT TRUST	
Fidelity Canada Fund	13,082,710.70
Fidelity Advisor Canada Fund – Class A	477,891.64
Fidelity Advisor Canada Fund – Class C	14,156.51
Fidelity Advisor Canada Fund – Class I	232,228.30
Fidelity Advisor Canada Fund – Class M	106,645.86
Fidelity Advisor Canada Fund – Class Z	47,214.97
Fidelity China Region Fund	24,395,694.96
Fidelity Advisor China Region Fund – Class A	654,795.89
Fidelity Advisor China Region Fund – Class C	133,294.45
Fidelity Advisor China Region Fund – Class I	537,769.13
Fidelity Advisor China Region Fund – Class M	202,191.49
Fidelity Advisor China Region Fund – Class Z	3,360,561.75
Fidelity Diversified International Fund	210,098,774.82
Fidelity Diversified International Fund – Class K	26,453,619.38
Fidelity Diversified International K6 Fund	331,245,854.58
Fidelity Emerging Asia Fund	21,823,110.74
Fidelity Emerging Markets Discovery Fund	28,061,155.68
Fidelity Advisor Emerging Markets Discovery Fund – Class A	1,802,966.08
Fidelity Advisor Emerging Markets Discovery Fund – Class C	218,447.59
Fidelity Advisor Emerging Markets Discovery Fund – Class I	35,415,650.47
Fidelity Advisor Emerging Markets Discovery Fund – Class M	374,724.69
Fidelity Advisor Emerging Markets Discovery Fund – Class Z	10,131,025.41
Fidelity Emerging Markets Fund	116,345,332.90
Fidelity Emerging Markets Fund – Class K	46,163,182.34
Fidelity Advisor Emerging Markets Fund – Class A	529,957.14
Fidelity Advisor Emerging Markets Fund – Class C	56,503.64
Fidelity Advisor Emerging Markets Fund – Class I	8,673,838.81
Fidelity Advisor Emerging Markets Fund – Class M	108,990.88
Fidelity Advisor Emerging Markets Fund – Class Z	65,091,461.20
Fidelity Enduring Opportunities Fund	970,172.18
Fidelity Europe Fund	16,014,746.42
Fidelity Advisor Europe Fund – Class A	455,051.37
Fidelity Advisor Europe Fund – Class C	53,271.19
Fidelity Advisor Europe Fund – Class I	133,081.87
Fidelity Advisor Europe Fund – Class M	135,590.41
Fidelity Advisor Europe Fund – Class Z	68,787.42
Fidelity Global Commodity Stock Fund	20,547,458.63
Fidelity Advisor Global Commodity Stock Fund – Class A	4,892,020.06
Fidelity Advisor Global Commodity Stock Fund – Class C	1,085,150.39
Fidelity Advisor Global Commodity Stock Fund – Class I	15,105,921.49
Fidelity Advisor Global Commodity Stock Fund – Class M	949,313.03

<u>Trust/Fund</u>	<u>Number of Shares Outstanding as of March 31, 2024</u>
FIDELITY INVESTMENT TRUST	
Fidelity Advisor Global Commodity Stock Fund – Class Z	11,437,148.18
Fidelity Global Equity Income Fund	8,590,878.30
Fidelity Infrastructure Fund	3,414,735.25
Fidelity International Capital Appreciation Fund	194,784,192.97
Fidelity International Capital Appreciation K6 Fund	102,435,628.59
Fidelity International Discovery Fund	81,631,785.86
Fidelity International Discovery Fund – Class K	11,546,497.54
Fidelity Advisor International Discovery Fund – Class A	3,007,787.92
Fidelity Advisor International Discovery Fund – Class C	100,914.12
Fidelity Advisor International Discovery Fund – Class I	12,547,056.26
Fidelity Advisor International Discovery Fund – Class M	379,898.27
Fidelity Advisor International Discovery Fund – Class Z	77,795,729.24
Fidelity International Discovery K6 Fund	50,106,051.14
Fidelity International Growth Fund	77,935,080.46
Fidelity Advisor International Growth Fund – Class A	10,513,507.06
Fidelity Advisor International Growth Fund – Class C	1,522,991.43
Fidelity Advisor International Growth Fund – Class I	88,665,039.87
Fidelity Advisor International Growth Fund – Class M	1,615,700.61
Fidelity Advisor International Growth Fund – Class Z	81,777,815.64
Fidelity International Small Cap Fund	49,027,406.30
Fidelity Advisor International Small Cap Fund – Class A	4,143,583.22
Fidelity Advisor International Small Cap Fund – Class C	465,174.29
Fidelity Advisor International Small Cap Fund – Class I	37,873,262.69
Fidelity Advisor International Small Cap Fund – Class M	571,677.83
Fidelity Advisor International Small Cap Fund – Class Z	51,443,429.46
Fidelity International Small Cap Opportunities Fund	30,977,651.43
Fidelity Advisor International Small Cap Opportunities Fund – Class A	1,618,261.33
Fidelity Advisor International Small Cap Opportunities Fund – Class C	108,546.97
Fidelity Advisor International Small Cap Opportunities Fund – Class I	12,703,947.90
Fidelity Advisor International Small Cap Opportunities Fund – Class M	566,141.69
Fidelity Advisor International Small Cap Opportunities Fund – Class Z	14,233,131.81
Fidelity International Value Fund	59,627,599.12
Fidelity Advisor International Value Fund – Class A	1,934,234.91
Fidelity Advisor International Value Fund – Class C	239,712.43
Fidelity Advisor International Value Fund – Class I	11,401,831.26
Fidelity Advisor International Value Fund – Class M	466,949.39
Fidelity Advisor International Value Fund – Class Z	24,572,156.68
Fidelity Japan Fund	10,595,725.66
Fidelity Advisor Japan Fund – Class A	1,118,831.96
Fidelity Advisor Japan Fund – Class C	133,586.13
Fidelity Advisor Japan Fund – Class I	2,668,145.89
Fidelity Advisor Japan Fund – Class M	169,154.36
Fidelity Advisor Japan Fund – Class Z	26,007,100.30
Fidelity Japan Smaller Companies Fund	29,232,644.37
Fidelity Latin America Fund	11,676,873.80
Fidelity Advisor Latin America Fund – Class A	678,534.14
Fidelity Advisor Latin America Fund – Class C	74,866.32

<u>Trust/Fund</u>	<u>Number of Shares Outstanding as of March 31, 2024</u>
FIDELITY INVESTMENT TRUST	
Fidelity Advisor Latin America Fund – Class I	285,656.51
Fidelity Advisor Latin America Fund – Class M	139,044.79
Fidelity Advisor Latin America Fund – Class Z	37,151.74
Fidelity Nordic Fund	5,170,527.52
Fidelity Overseas Fund	142,044,963.58
Fidelity Overseas Fund – Class K	15,952,843.07
Fidelity Pacific Basin Fund	22,578,684.31
Fidelity SAI International SMA Completion Fund	57,024,649.12
Fidelity SAI Sustainable Emerging Markets Equity Fund	2,128,648.85
Fidelity SAI Sustainable International Equity Fund	2,932,174.09
Fidelity Series Canada Fund	356,099,000.26
Fidelity Series Emerging Markets Fund	660,160,690.70
Fidelity Series Emerging Markets Opportunities Fund	1,303,419,829.05
Fidelity Series International Growth Fund	821,828,302.59
Fidelity Series International Small Cap Fund	228,686,533.00
Fidelity Series International Value Fund	1,222,659,830.01
Fidelity Series Overseas Fund	1,090,469,715.50
Fidelity Series Select International Small Cap Fund	106,383.17
Fidelity Series Sustainable Emerging Markets Fund	625,065.82
Fidelity Series Sustainable Non-U.S. Developed Markets Fund	950,877.78
Fidelity Sustainable Emerging Markets Equity Fund	466,653.05
Fidelity Advisor Sustainable Emerging Markets Equity Fund – Class A	33,212.21
Fidelity Advisor Sustainable Emerging Markets Equity Fund – Class C	25,568.99
Fidelity Advisor Sustainable Emerging Markets Equity Fund – Class I	26,922.24
Fidelity Advisor Sustainable Emerging Markets Equity Fund – Class M	25,410.22
Fidelity Advisor Sustainable Emerging Markets Equity Fund – Class Z	53,194.28
Fidelity Sustainable International Equity Fund	853,258.45
Fidelity Advisor Sustainable International Equity Fund – Class A	30,173.37
Fidelity Advisor Sustainable International Equity Fund – Class C	27,752.92
Fidelity Advisor Sustainable International Equity Fund – Class I	25,557.87
Fidelity Advisor Sustainable International Equity Fund – Class M	25,335.35
Fidelity Advisor Sustainable International Equity Fund – Class Z	30,941.48
Fidelity Total Emerging Markets Fund	6,856,777.28
Fidelity Advisor Total Emerging Markets Fund – Class A	2,593,393.59
Fidelity Advisor Total Emerging Markets Fund – Class C	856,947.55
Fidelity Advisor Total Emerging Markets Fund – Class I	4,971,860.27
Fidelity Advisor Total Emerging Markets Fund – Class M	539,069.40
Fidelity Advisor Total Emerging Markets Fund – Class Z	906,795.48
Fidelity Total International Equity Fund	11,982,448.56
Fidelity Advisor Total International Equity Fund – Class A	1,958,448.68
Fidelity Advisor Total International Equity Fund – Class C	273,054.44
Fidelity Advisor Total International Equity Fund – Class I	5,894,361.56
Fidelity Advisor Total International Equity Fund – Class M	1,096,548.01
Fidelity Advisor Total International Equity Fund – Class Z	2,970,502.21
Fidelity Worldwide Fund	73,790,868.95
Fidelity Advisor Worldwide Fund – Class A	2,796,359.54
Fidelity Advisor Worldwide Fund – Class C	291,341.42

<u>Trust/Fund</u>	<u>Number of Shares Outstanding as of March 31, 2024</u>
FIDELITY INVESTMENT TRUST	
Fidelity Advisor Worldwide Fund – Class I	1,485,449.53
Fidelity Advisor Worldwide Fund – Class M	574,621.15
Fidelity Advisor Worldwide Fund – Class Z	11,101,836.65
FIDELITY MAGELLAN FUND	
Fidelity Magellan Fund	2,282,623,885.43
Fidelity Magellan Fund – Class K	58,765,514.25
Fidelity Magellan K6 Fund	15,779,655.97
FIDELITY MT. VERNON STREET TRUST	
Fidelity Equity Growth K6 Fund	5,210,986.58
Fidelity Growth Company Fund	1,416,737,040.33
Fidelity Growth Company Fund – Class K	236,436,362.72
Fidelity Growth Company K6 Fund	729,415,797.39
Fidelity Growth Strategies Fund	53,305,421.51
Fidelity Growth Strategies Fund – Class K	2,236,802.78
Fidelity Growth Strategies K6 Fund	18,346,495.94
Fidelity® New Millennium Fund®	87,299,575.01
Fidelity Series Growth Company Fund	714,246,510.54
FIDELITY PURITAN TRUST	
Fidelity Balanced Fund	1,290,860,856.30
Fidelity Balanced Fund – Class K	299,837,297.75
Fidelity Balanced K6 Fund	122,275,746.97
Fidelity Low-Priced Stock Fund	529,036,025.81
Fidelity Low-Priced Stock Fund – Class K	68,840,888.72
Fidelity Low-Priced Stock K6 Fund	243,510,637.62
Fidelity® Puritan® Fund	1,050,082,014.61
Fidelity® Puritan® Fund – Class K	143,060,317.04
Fidelity Puritan K6 Fund	108,619,050.34
Fidelity Series Intrinsic Opportunities Fund	254,676,611.99
Fidelity Value Discovery Fund	82,683,262.53
Fidelity Value Discovery Fund – Class K	498,955.57
Fidelity Value Discovery K6 Fund	14,439,085.87
FIDELITY SECURITIES FUND	
Fidelity Blue Chip Growth Fund	275,391,471.51
Fidelity Blue Chip Growth Fund – Class K	25,441,989.38
Fidelity Blue Chip Growth K6 Fund	469,234,224.88
Fidelity Blue Chip Value Fund	28,643,407.78
Fidelity Dividend Growth Fund	173,936,296.66
Fidelity Dividend Growth Fund – Class K	22,156,182.96
Fidelity Growth & Income Portfolio	150,608,993.85
Fidelity Growth & Income Portfolio – Class K	22,030,223.21
Fidelity Leveraged Company Stock Fund	55,910,332.61
Fidelity Leveraged Company Stock Fund – Class K	3,849,002.39
Fidelity OTC K6 Portfolio	105,309,835.49
Fidelity OTC Portfolio	1,045,782,968.66
Fidelity OTC Portfolio – Class K	354,563,801.15
Fidelity Real Estate Income Fund	95,308,158.90

<u>Trust/Fund</u>	<u>Number of Shares Outstanding as of March 31, 2024</u>
FIDELITY SECURITIES FUND	
Fidelity Advisor Real Estate Income Fund – Class A	25,354,554.83
Fidelity Advisor Real Estate Income Fund – Class C	3,959,910.88
Fidelity Advisor Real Estate Income Fund – Class I	118,490,858.38
Fidelity Advisor Real Estate Income Fund – Class M	3,519,238.80
Fidelity Advisor Real Estate Income Fund – Class Z	149,819,280.01
Fidelity Series Blue Chip Growth Fund	579,470,560.29
Fidelity Series Real Estate Income Fund	26,543,771.91
Fidelity Series Small Cap Opportunities Fund	363,644,812.53
Fidelity Small Cap Growth Fund	94,559,175.00
Fidelity Advisor Small Cap Growth Fund – Class A	12,043,831.92
Fidelity Advisor Small Cap Growth Fund – Class C	2,179,575.89
Fidelity Advisor Small Cap Growth Fund – Class I	34,399,760.16
Fidelity Advisor Small Cap Growth Fund – Class M	3,307,514.78
Fidelity Advisor Small Cap Growth Fund – Class Z	66,782,683.40
Fidelity Small Cap Growth K6 Fund	147,199,232.61
Fidelity Small Cap Value Fund	131,391,034.38
Fidelity Advisor Small Cap Value Fund – Class A	13,452,708.04
Fidelity Advisor Small Cap Value Fund – Class C	2,369,954.24
Fidelity Advisor Small Cap Value Fund – Class I	52,789,100.63
Fidelity Advisor Small Cap Value Fund – Class M	5,287,556.06
Fidelity Advisor Small Cap Value Fund – Class Z	34,601,741.92
FIDELITY SELECT PORTFOLIOS	
Automotive Portfolio	1,709,991.19
Banking Portfolio	14,978,577.74
Biotechnology Portfolio	248,740,561.79
Brokerage and Investment Management Portfolio	5,955,162.38
Chemicals Portfolio	40,073,172.67
Communication Services Portfolio	13,895,002.50
Fidelity Advisor Communication Services Fund – Class A	600,543.84
Fidelity Advisor Communication Services Fund – Class C	143,724.12
Fidelity Advisor Communication Services Fund – Class I	474,023.70
Fidelity Advisor Communication Services Fund – Class M	102,154.29
Fidelity Advisor Communication Services Fund – Class Z	361,063.24
Construction and Housing Portfolio	6,643,158.34
Consumer Discretionary Portfolio	8,798,060.90
Consumer Staples Portfolio	8,711,793.59
Fidelity Advisor Consumer Staples Fund – Class A	3,173,517.62
Fidelity Advisor Consumer Staples Fund – Class C	569,639.42
Fidelity Advisor Consumer Staples Fund – Class I	1,516,117.79
Fidelity Advisor Consumer Staples Fund – Class M	641,384.51
Fidelity Advisor Consumer Staples Fund – Class Z	445,455.65
Defense and Aerospace Portfolio	91,828,101.58
Energy Portfolio	36,751,260.64
Enterprise Technology Services Portfolio	30,348,966.14
Fidelity Environment and Alternative Energy Fund	15,086,477.36
Financials Portfolio	55,270,160.62

<u>Trust/Fund</u>	<u>Number of Shares Outstanding as of March 31, 2024</u>
FIDELITY SELECT PORTFOLIOS	
FinTech Portfolio	6,417,030.56
Gold Portfolio	44,449,317.12
Fidelity Advisor Gold Fund – Class A	3,525,269.56
Fidelity Advisor Gold Fund – Class C	925,885.01
Fidelity Advisor Gold Fund – Class M	3,980,005.36
Fidelity Advisor Gold Fund – Class I	937,209.34
Fidelity Advisor Gold Fund – Class Z	1,164,820.50
Health Care Portfolio	257,301,319.76
Health Care Services Portfolio	11,306,559.32
Industrials Portfolio	15,207,332.27
Insurance Portfolio	7,517,102.37
Fidelity International Real Estate Fund	19,025,973.53
Fidelity Advisor International Real Estate Fund – Class A	1,174,726.97
Fidelity Advisor International Real Estate Fund – Class C	127,896.77
Fidelity Advisor International Real Estate Fund – Class I	4,108,740.00
Fidelity Advisor International Real Estate Fund – Class M	177,340.10
Fidelity Advisor International Real Estate Fund – Class Z	26,123,216.33
Leisure Portfolio	34,417,047.46
Materials Portfolio	5,205,376.66
Fidelity Advisor Materials Fund – Class A	1,106,888.30
Fidelity Advisor Materials Fund – Class C	138,685.06
Fidelity Advisor Materials Fund – Class I	1,449,998.36
Fidelity Advisor Materials Fund – Class M	341,615.83
Fidelity Advisor Materials Fund – Class Z	530,984.04
Medical Technology and Devices Portfolio	87,395,144.18
Fidelity Natural Resources Fund	13,903,197.99
Pharmaceuticals Portfolio	47,367,535.15
Retailing Portfolio	146,901,002.26
Fidelity Real Estate Investment Portfolio	68,423,142.27
Semiconductors Portfolio	555,373,420.41
Software and IT Services Portfolio	419,886,329.30
Tech Hardware Portfolio	9,239,764.37
Technology Portfolio	452,770,863.08
Telecommunications Portfolio	3,260,373.08
Fidelity Advisor Telecommunications Fund – Class A	364,591.75
Fidelity Advisor Telecommunications Fund – Class C	54,473.51
Fidelity Advisor Telecommunications Fund – Class I	135,440.47
Fidelity Advisor Telecommunications Fund – Class M	144,857.59
Fidelity Advisor Telecommunications Fund – Class Z	49,241.53
Transportation Portfolio	5,457,446.99
Fidelity Telecom and Utilities Fund	32,106,021.48
Utilities Portfolio	11,563,028.04
Wireless Portfolio	26,782,894.30
FIDELITY SUMMER STREET TRUST	
Fidelity Agricultural Productivity Fund	3,111,749.24
Fidelity Capital & Income Fund	1,303,369,150.09

<u>Trust/Fund</u>	<u>Number of Shares Outstanding as of March 31, 2024</u>
FIDELITY SUMMER STREET TRUST	
Fidelity Climate Action Fund	2,351,825.34
Fidelity Advisor Climate Action Fund – Class A	71,431.99
Fidelity Advisor Climate Action Fund – Class C	20,191.66
Fidelity Advisor Climate Action Fund – Class I	77,543.77
Fidelity Advisor Climate Action Fund – Class M	49,461.84
Fidelity Advisor Climate Action Fund – Class Z	75,008.91
Fidelity Focused High Income Fund	25,757,159.07
Fidelity Global High Income Fund	7,145,640.31
Fidelity Advisor Global High Income Fund – Class A	926,485.64
Fidelity Advisor Global High Income Fund – Class C	150,931.24
Fidelity Advisor Global High Income Fund – Class I	317,978.49
Fidelity Advisor Global High Income Fund – Class M	331,272.81
Fidelity Healthy Future Fund	537,147.21
Fidelity Advisor Healthy Future Fund – Class A	70,085.48
Fidelity Advisor Healthy Future Fund – Class C	21,971.20
Fidelity Advisor Healthy Future Fund – Class I	12,864.69
Fidelity Advisor Healthy Future Fund – Class M	126,825.08
Fidelity Advisor Healthy Future Fund – Class Z	10,127.75
Fidelity High Income Fund	313,225,702.82
Fidelity Advisor High Income Fund – Class A	15,528,622.23
Fidelity Advisor High Income Fund – Class C	1,353,458.54
Fidelity Advisor High Income Fund – Class I	9,787,747.41
Fidelity Advisor High Income Fund – Class M	4,030,173.45
Fidelity Advisor High Income Fund – Class Z	9,757,780.32
Fidelity New Markets Income Fund	129,535,622.99
Fidelity Advisor New Markets Income Fund – Class A	5,932,793.42
Fidelity Advisor New Markets Income Fund – Class C	774,837.41
Fidelity Advisor New Markets Income Fund – Class I	59,448,370.79
Fidelity Advisor New Markets Income Fund – Class M	2,030,654.74
Fidelity Advisor New Markets Income Fund – Class Z	134,557,253.76
Fidelity SAI High Income Fund	177,556,848.96
Fidelity SAI Sustainable Future Fund	5,290,704.90
Fidelity SAI Sustainable Sector Fund	8,277,598.80
Fidelity SAI Sustainable U.S. Equity Fund	7,195,976.00
Fidelity Series Floating Rate High Income Fund	27,164,088.36
Fidelity Series High Income Fund	161,699,976.69
Fidelity Series Sustainable U.S. Market Fund	1,294,962.19
Fidelity Short Duration High Income Fund	21,492,747.88
Fidelity Advisor Short Duration High Income Fund – Class A	2,944,442.29
Fidelity Advisor Short Duration High Income Fund – Class C	385,662.79
Fidelity Advisor Short Duration High Income Fund – Class I	683,116.47
Fidelity Advisor Short Duration High Income Fund – Class M	234,892.66
Fidelity Advisor Short Duration High Income Fund – Class Z	1,026,195.29
Fidelity Sustainable U.S. Equity Fund	1,957,930.32
Fidelity Advisor Sustainable U.S. Equity Fund – Class A	92,675.28
Fidelity Advisor Sustainable U.S. Equity Fund – Class C	41,317.57
Fidelity Advisor Sustainable U.S. Equity Fund – Class I	16,642.04

<u>Trust/Fund</u>	<u>Number of Shares Outstanding as of March 31, 2024</u>
FIDELITY SUMMER STREET TRUST	
Fidelity Advisor Sustainable U.S. Equity Fund – Class M	33,255.15
Fidelity Advisor Sustainable U.S. Equity Fund – Class Z	28,946.83
Fidelity U.S. Low Volatility Equity Fund	2,759,874.28
Fidelity Water Sustainability Fund	5,731,847.57
Fidelity Women’s Leadership Fund	6,923,143.55
Fidelity Advisor Women’s Leadership Fund – Class A	501,236.90
Fidelity Advisor Women’s Leadership Fund – Class C	112,485.38
Fidelity Advisor Women’s Leadership Fund – Class I	1,021,042.95
Fidelity Advisor Women’s Leadership Fund – Class M	84,618.78
Fidelity Advisor Women’s Leadership Fund – Class Z	975,055.31
FIDELITY TREND FUND	
Fidelity Trend Fund	19,249,328.42

APPENDIX L

To the knowledge of the trusts, substantial (5% or more) record and/or beneficial ownership of each fund or class on March 31, 2024 (and April 16, 2024 for ETFs) was as follows:

FIDELITY ADVISOR SERIES I

Class Name	Owner Name	City	State	Ownership%
Fidelity Advisor Balanced Fund – Class A	PERSHING LLC	JERSEY CITY	NJ	10.96%
Fidelity Advisor Balanced Fund – Class A	AMERIPRISE FINANCIAL SERVICES INC	MINNEAPOLIS	MN	10.86%
Fidelity Advisor Balanced Fund – Class A	LPL FINANCIAL LLC	SAN DIEGO	CA	6.22%
Fidelity Advisor Balanced Fund – Class A	EDWARD D JONES & CO	MARYLAND HEIGHTS	MO	6.22%
Fidelity Advisor Balanced Fund – Class A	WELLS FARGO CLEARING SERVICES LLC	SAINT LOUIS	MO	5.60%
Fidelity Advisor Balanced Fund – Class C	WELLS FARGO CLEARING SERVICES LLC	SAINT LOUIS	MO	15.95%
Fidelity Advisor Balanced Fund – Class C	AMERIPRISE FINANCIAL SERVICES INC	MINNEAPOLIS	MN	14.70%
Fidelity Advisor Balanced Fund – Class C	PERSHING LLC	JERSEY CITY	NJ	9.81%
Fidelity Advisor Balanced Fund – Class C	LPL FINANCIAL LLC	SAN DIEGO	CA	8.88%
Fidelity Advisor Balanced Fund – Class C	RAYMOND JAMES & ASSOCIATES INC	SAINT PETERSBURG	FL	5.88%
Fidelity Advisor Balanced Fund – Class C	MORGAN STANLEY SMITH BARNEY	NEW YORK	NY	5.30%
Fidelity Advisor Balanced Fund – Class I	AMERIPRISE FINANCIAL SERVICES INC	MINNEAPOLIS	MN	14.38%
Fidelity Advisor Balanced Fund – Class I	LPL FINANCIAL LLC	SAN DIEGO	CA	13.22%
Fidelity Advisor Balanced Fund – Class I	MERRILL LYNCH PIERCE FENNER SMITH INC	JACKSONVILLE	FL	10.16%
Fidelity Advisor Balanced Fund – Class I	PERSHING LLC	JERSEY CITY	NJ	8.09%
Fidelity Advisor Balanced Fund – Class I	RAYMOND JAMES & ASSOCIATES INC	SAINT PETERSBURG	FL	7.55%
Fidelity Advisor Balanced Fund – Class I	WELLS FARGO CLEARING SERVICES LLC	SAINT LOUIS	MO	7.40%
Fidelity Advisor Balanced Fund – Class I	MORGAN STANLEY SMITH BARNEY	NEW YORK	NY	6.47%
Fidelity Advisor Balanced Fund – Class I	CHARLES SCHWAB & CO INC	SAN FRANCISCO	CA	5.83%
Fidelity Advisor Balanced Fund – Class M	PAYCHEX SECURITIES CORP	WEST HENRIETTA	NY	58.84%
Fidelity Advisor Balanced Fund – Class Z	EDWARD D JONES & CO	MARYLAND HEIGHTS	MO	12.28%
Fidelity Advisor Balanced Fund – Class Z	MSCS FINANCIAL SERVICES DIVISION	FOLSOM	CA	9.40%
Fidelity Advisor Dividend Growth Fund – Class A	PERSHING LLC	JERSEY CITY	NJ	8.10%
Fidelity Advisor Dividend Growth Fund – Class A	WELLS FARGO CLEARING SERVICES LLC	SAINT LOUIS	MO	7.66%
Fidelity Advisor Dividend Growth Fund – Class A	AMERIPRISE FINANCIAL SERVICES INC	MINNEAPOLIS	MN	5.96%
Fidelity Advisor Dividend Growth Fund – Class A	MORGAN STANLEY SMITH BARNEY	NEW YORK	NY	5.46%
Fidelity Advisor Dividend Growth Fund – Class A	EDWARD D JONES & CO	MARYLAND HEIGHTS	MO	5.26%
Fidelity Advisor Dividend Growth Fund – Class C	PERSHING LLC	JERSEY CITY	NJ	12.00%
Fidelity Advisor Dividend Growth Fund – Class C	WELLS FARGO CLEARING SERVICES LLC	SAINT LOUIS	MO	10.07%
Fidelity Advisor Dividend Growth Fund – Class C	LPL FINANCIAL LLC	SAN DIEGO	CA	6.95%
Fidelity Advisor Dividend Growth Fund – Class I	NEW HAMPSHIRE HIGHER EDUCATION SAVINGS PLAN TRUST	MERRIMACK	NH	31.09%
Fidelity Advisor Dividend Growth Fund – Class I	CHET ADVISOR 529 DIVIDEND GROWTH PORTFOLIO	MERRIMACK	NH	12.42%

FIDELITY ADVISOR SERIES I

Class Name	Owner Name	City	State	Ownership%
Fidelity Advisor Dividend Growth Fund – Class I	WELLS FARGO CLEARING SERVICES LLC	SAINT LOUIS	MO	11.03%
Fidelity Advisor Dividend Growth Fund – Class I	PERSHING LLC	JERSEY CITY	NJ	7.46%
Fidelity Advisor Dividend Growth Fund – Class I	CHARLES SCHWAB & CO INC	SAN FRANCISCO	CA	5.22%
Fidelity Advisor Dividend Growth Fund – Class M	PAYCHEX SECURITIES CORP	WEST HENRIETTA	NY	37.25%
Fidelity Advisor Equity Income Fund – Class A	PERSHING LLC	JERSEY CITY	NJ	7.49%
Fidelity Advisor Equity Income Fund – Class A	AMERIPRISE FINANCIAL SERVICES INC	MINNEAPOLIS	MN	5.76%
Fidelity Advisor Equity Income Fund – Class A	EDWARD D JONES & CO	MARYLAND HEIGHTS	MO	5.28%
Fidelity Advisor Equity Income Fund – Class C	PERSHING LLC	JERSEY CITY	NJ	12.38%
Fidelity Advisor Equity Income Fund – Class C	AMERIPRISE FINANCIAL SERVICES INC	MINNEAPOLIS	MN	10.29%
Fidelity Advisor Equity Income Fund – Class C	WELLS FARGO CLEARING SERVICES LLC	SAINT LOUIS	MO	5.83%
Fidelity Advisor Equity Income Fund – Class C	LPL FINANCIAL LLC	SAN DIEGO	CA	5.79%
Fidelity Advisor Equity Income Fund – Class C	RAYMOND JAMES & ASSOCIATES INC	SAINT PETERSBURG	FL	5.69%
Fidelity Advisor Equity Income Fund – Class C	MORGAN STANLEY SMITH BARNEY	NEW YORK	NY	5.45%
Fidelity Advisor Equity Income Fund – Class I	NEW HAMPSHIRE HIGHER EDUCATION SAVINGS PLAN TRUST	MERRIMACK	NH	26.30%
Fidelity Advisor Equity Income Fund – Class I	LPL FINANCIAL LLC	SAN DIEGO	CA	13.47%
Fidelity Advisor Equity Income Fund – Class I	AMERIPRISE FINANCIAL SERVICES INC	MINNEAPOLIS	MN	5.67%
Fidelity Advisor Equity Income Fund – Class I	CHET ADVISOR 529 EQUITY INCOME PORTFOLIO	MERRIMACK	NH	5.57%
Fidelity Advisor Equity Income Fund – Class M	PAYCHEX SECURITIES CORP	WEST HENRIETTA	NY	23.50%
Fidelity Advisor Equity Income Fund – Class M	ADP BROKER-DEALER INC	BOSTON	MA	7.09%
Fidelity Advisor Equity Income Fund – Class Z	MID ATLANTIC CLEARING & SETTLEMENT	PITTSBURGH	PA	19.31%
Fidelity Advisor Equity Income Fund – Class Z	US BANK	MILWAUKEE	WI	9.87%
Fidelity Advisor Equity Growth Fund – Class A	PERSHING LLC	JERSEY CITY	NJ	10.22%
Fidelity Advisor Equity Growth Fund – Class A	MERRILL LYNCH PIERCE FENNER SMITH INC	JACKSONVILLE	FL	6.84%
Fidelity Advisor Equity Growth Fund – Class A	WELLS FARGO CLEARING SERVICES LLC	SAINT LOUIS	MO	5.81%
Fidelity Advisor Equity Growth Fund – Class C	WELLS FARGO CLEARING SERVICES LLC	SAINT LOUIS	MO	11.34%
Fidelity Advisor Equity Growth Fund – Class C	AMERIPRISE FINANCIAL SERVICES INC	MINNEAPOLIS	MN	11.06%
Fidelity Advisor Equity Growth Fund – Class C	PERSHING LLC	JERSEY CITY	NJ	10.20%
Fidelity Advisor Equity Growth Fund – Class C	RAYMOND JAMES & ASSOCIATES INC	SAINT PETERSBURG	FL	5.99%
Fidelity Advisor Equity Growth Fund – Class C	LPL FINANCIAL LLC	SAN DIEGO	CA	5.22%
Fidelity Advisor Equity Growth Fund – Class I	LPL FINANCIAL LLC	SAN DIEGO	CA	12.34%
Fidelity Advisor Equity Growth Fund – Class I	AMERIPRISE FINANCIAL SERVICES INC	MINNEAPOLIS	MN	10.26%
Fidelity Advisor Equity Growth Fund – Class I	PERSHING LLC	JERSEY CITY	NJ	8.41%
Fidelity Advisor Equity Growth Fund – Class I	CHARLES SCHWAB & CO INC	SAN FRANCISCO	CA	7.62%
Fidelity Advisor Equity Growth Fund – Class I	NEW HAMPSHIRE HIGHER EDUCATION SAVINGS PLAN TRUST	MERRIMACK	NH	7.04%
Fidelity Advisor Equity Growth Fund – Class I	RAYMOND JAMES & ASSOCIATES INC	SAINT PETERSBURG	FL	6.63%
Fidelity Advisor Equity Growth Fund – Class M	PAYCHEX SECURITIES CORP	WEST HENRIETTA	NY	28.39%

FIDELITY ADVISOR SERIES I

Class Name	Owner Name	City	State	Ownership%
Fidelity Advisor Equity Growth Fund – Class Z	EMPOWER ANNUITY INSURANCE COMPANY	GREENWOOD VILLAGE	CO	22.24%
Fidelity Advisor Equity Growth Fund – Class Z	ALERUS FINANCIAL NA	ARDEN HILLS	MN	8.27%
Fidelity Advisor Equity Growth Fund – Class Z	PRINCIPAL SECURITIES INC	DES MOINES	IA	7.79%
Fidelity Advisor Equity Growth Fund – Class Z	CHARLES SCHWAB & CO INC	SAN FRANCISCO	CA	7.08%
Fidelity Advisor Equity Growth Fund – Class Z	EDWARD D JONES & CO	MARYLAND HEIGHTS	MO	5.10%
Fidelity Advisor Equity Value Fund – Class A	AMERIPRISE FINANCIAL SERVICES INC	MINNEAPOLIS	MN	11.53%
Fidelity Advisor Equity Value Fund – Class A	PERSHING LLC	JERSEY CITY	NJ	9.21%
Fidelity Advisor Equity Value Fund – Class A	LPL FINANCIAL LLC	SAN DIEGO	CA	6.02%
Fidelity Advisor Equity Value Fund – Class C	MERRILL LYNCH PIERCE FENNER SMITH INC	JACKSONVILLE	FL	10.18%
Fidelity Advisor Equity Value Fund – Class C	AMERIPRISE FINANCIAL SERVICES INC	MINNEAPOLIS	MN	9.33%
Fidelity Advisor Equity Value Fund – Class C	PERSHING LLC	JERSEY CITY	NJ	7.75%
Fidelity Advisor Equity Value Fund – Class C	WELLS FARGO CLEARING SERVICES LLC	SAINT LOUIS	MO	7.36%
Fidelity Advisor Equity Value Fund – Class C	LPL FINANCIAL LLC	SAN DIEGO	CA	6.53%
Fidelity Advisor Equity Value Fund – Class I	AMERIPRISE FINANCIAL SERVICES INC	MINNEAPOLIS	MN	16.06%
Fidelity Advisor Equity Value Fund – Class I	PERSHING LLC	JERSEY CITY	NJ	15.82%
Fidelity Advisor Equity Value Fund – Class I	CHARLES SCHWAB & CO INC	SAN FRANCISCO	CA	14.53%
Fidelity Advisor Equity Value Fund – Class I	LPL FINANCIAL LLC	SAN DIEGO	CA	8.03%
Fidelity Advisor Equity Value Fund – Class I	WELLS FARGO CLEARING SERVICES LLC	SAINT LOUIS	MO	6.06%
Fidelity Advisor Equity Value Fund – Class M	PERSHING LLC	JERSEY CITY	NJ	5.26%
Fidelity Advisor Equity Value Fund – Class Z	MERRILL LYNCH PIERCE FENNER SMITH INC	JACKSONVILLE	FL	9.51%
Fidelity Advisor Equity Value Fund – Class Z	LPL FINANCIAL LLC	SAN DIEGO	CA	6.82%
Fidelity Advisor Equity Value Fund – Class Z	WRIGHT TOOL COMPANY RETIREMENT SAVINGS PLAN AND TRUST	AKRON	OH	6.36%
Fidelity Floating Rate High Income Fund*	CHARLES SCHWAB & CO INC	SAN FRANCISCO	CA	9.44%
Fidelity Advisor Floating Rate High Income Fund – Class A	PERSHING LLC	JERSEY CITY	NJ	9.71%
Fidelity Advisor Floating Rate High Income Fund – Class A	MERRILL LYNCH PIERCE FENNER SMITH INC	JACKSONVILLE	FL	8.52%
Fidelity Advisor Floating Rate High Income Fund – Class A	AMERIPRISE FINANCIAL SERVICES INC	MINNEAPOLIS	MN	8.38%
Fidelity Advisor Floating Rate High Income Fund – Class A	CHARLES SCHWAB & CO INC	SAN FRANCISCO	CA	8.31%
Fidelity Advisor Floating Rate High Income Fund – Class A	LPL FINANCIAL LLC	SAN DIEGO	CA	6.92%
Fidelity Advisor Floating Rate High Income Fund – Class A	WELLS FARGO CLEARING SERVICES LLC	SAINT LOUIS	MO	5.88%
Fidelity Advisor Floating Rate High Income Fund – Class A	MORGAN STANLEY SMITH BARNEY	NEW YORK	NY	5.50%
Fidelity Advisor Floating Rate High Income Fund – Class C	LPL FINANCIAL LLC	SAN DIEGO	CA	17.24%
Fidelity Advisor Floating Rate High Income Fund – Class C	AMERIPRISE FINANCIAL SERVICES INC	MINNEAPOLIS	MN	11.04%
Fidelity Advisor Floating Rate High Income Fund – Class C	PERSHING LLC	JERSEY CITY	NJ	9.92%

FIDELITY ADVISOR SERIES I

Class Name	Owner Name	City	State	Ownership%
Fidelity Advisor Floating Rate High Income Fund – Class I	AMERIPRISE FINANCIAL SERVICES INC	MINNEAPOLIS	MN	15.76%
Fidelity Advisor Floating Rate High Income Fund – Class I	NORTHERN LIGHTS FUND TRUST III	COLUMBUS	OH	14.92%
Fidelity Advisor Floating Rate High Income Fund – Class I	PERSHING LLC	JERSEY CITY	NJ	14.54%
Fidelity Advisor Floating Rate High Income Fund – Class I	LPL FINANCIAL LLC	SAN DIEGO	CA	11.84%
Fidelity Advisor Floating Rate High Income Fund – Class I	MERRILL LYNCH PIERCE FENNER SMITH INC	JACKSONVILLE	FL	7.96%
Fidelity Advisor Floating Rate High Income Fund – Class I	CHARLES SCHWAB & CO INC	SAN FRANCISCO	CA	5.47%
Fidelity Advisor Floating Rate High Income Fund – Class I	UBS FINANCIAL SERVICES INC	WEEHAWKEN	NJ	5.36%
Fidelity Advisor Floating Rate High Income Fund – Class I	MORGAN STANLEY SMITH BARNEY	NEW YORK	NY	5.13%
Fidelity Advisor Floating Rate High Income Fund – Class M	LPL FINANCIAL LLC	SAN DIEGO	CA	8.83%
Fidelity Advisor Floating Rate High Income Fund – Class M	PERSHING LLC	JERSEY CITY	NJ	8.29%
Fidelity Advisor Floating Rate High Income Fund – Class Z	STRATEGIC ADVISERS FIDELITY CORE INCOME FUND	BOSTON	MA	39.32%
Fidelity Advisor Floating Rate High Income Fund – Class Z	MERRILL LYNCH PIERCE FENNER SMITH INC	JACKSONVILLE	FL	7.90%
Fidelity Advisor Growth & Income Fund – Class A	PERSHING LLC	JERSEY CITY	NJ	11.38%
Fidelity Advisor Growth & Income Fund – Class A	AMERIPRISE FINANCIAL SERVICES INC	MINNEAPOLIS	MN	6.85%
Fidelity Advisor Growth & Income Fund – Class A	WELLS FARGO CLEARING SERVICES LLC	SAINT LOUIS	MO	5.66%
Fidelity Advisor Growth & Income Fund – Class C	PERSHING LLC	JERSEY CITY	NJ	10.20%
Fidelity Advisor Growth & Income Fund – Class C	WELLS FARGO CLEARING SERVICES LLC	SAINT LOUIS	MO	9.11%
Fidelity Advisor Growth & Income Fund – Class C	AMERIPRISE FINANCIAL SERVICES INC	MINNEAPOLIS	MN	8.97%
Fidelity Advisor Growth & Income Fund – Class C	LPL FINANCIAL LLC	SAN DIEGO	CA	7.76%
Fidelity Advisor Growth & Income Fund – Class C	RAYMOND JAMES & ASSOCIATES INC	SAINT PETERSBURG	FL	5.87%
Fidelity Advisor Growth & Income Fund – Class C	MERRILL LYNCH PIERCE FENNER SMITH INC	JACKSONVILLE	FL	5.03%
Fidelity Advisor Growth & Income Fund – Class I	AMERIPRISE FINANCIAL SERVICES INC	MINNEAPOLIS	MN	21.25%
Fidelity Advisor Growth & Income Fund – Class I	LPL FINANCIAL LLC	SAN DIEGO	CA	20.41%
Fidelity Advisor Growth & Income Fund – Class I	PERSHING LLC	JERSEY CITY	NJ	12.90%
Fidelity Advisor Growth & Income Fund – Class I	CHARLES SCHWAB & CO INC	SAN FRANCISCO	CA	5.93%
Fidelity Advisor Growth & Income Fund – Class M	TALCOTT RESOLUTION LIFE INSURANCE	HARTFORD	CT	5.67%
Fidelity Advisor Growth Opportunities Fund – Class A	PERSHING LLC	JERSEY CITY	NJ	13.92%
Fidelity Advisor Growth Opportunities Fund – Class A	AMERIPRISE FINANCIAL SERVICES INC	MINNEAPOLIS	MN	6.73%
Fidelity Advisor Growth Opportunities Fund – Class A	WELLS FARGO CLEARING SERVICES LLC	SAINT LOUIS	MO	6.60%
Fidelity Advisor Growth Opportunities Fund – Class A	MORGAN STANLEY SMITH BARNEY	NEW YORK	NY	6.27%

FIDELITY ADVISOR SERIES I

Class Name	Owner Name	City	State	Ownership%
Fidelity Advisor Growth Opportunities Fund – Class C	WELLS FARGO CLEARING SERVICES LLC	SAINT LOUIS	MO	17.02%
Fidelity Advisor Growth Opportunities Fund – Class C	AMERIPRISE FINANCIAL SERVICES INC	MINNEAPOLIS	MN	12.62%
Fidelity Advisor Growth Opportunities Fund – Class C	PERSHING LLC	JERSEY CITY	NJ	11.54%
Fidelity Advisor Growth Opportunities Fund – Class C	MORGAN STANLEY SMITH BARNEY	NEW YORK	NY	7.38%
Fidelity Advisor Growth Opportunities Fund – Class C	RAYMOND JAMES & ASSOCIATES INC	SAINT PETERSBURG	FL	6.92%
Fidelity Advisor Growth Opportunities Fund – Class C	LPL FINANCIAL LLC	SAN DIEGO	CA	5.95%
Fidelity Advisor Growth Opportunities Fund – Class I	AMERIPRISE FINANCIAL SERVICES INC	MINNEAPOLIS	MN	18.40%
Fidelity Advisor Growth Opportunities Fund – Class I	LPL FINANCIAL LLC	SAN DIEGO	CA	14.88%
Fidelity Advisor Growth Opportunities Fund – Class I	PERSHING LLC	JERSEY CITY	NJ	13.37%
Fidelity Advisor Growth Opportunities Fund – Class I	MORGAN STANLEY SMITH BARNEY	NEW YORK	NY	7.09%
Fidelity Advisor Growth Opportunities Fund – Class I	WELLS FARGO CLEARING SERVICES LLC	SAINT LOUIS	MO	5.53%
Fidelity Advisor Growth Opportunities Fund – Class M	PAYCHEX SECURITIES CORP	WEST HENRIETTA	NY	15.79%
Fidelity Advisor Growth Opportunities Fund – Class M	WELLS FARGO CLEARING SERVICES LLC	SAINT LOUIS	MO	5.70%
Fidelity Advisor Growth Opportunities Fund – Class M	SAMMONS FINANCIAL NETWORK LLC	WEST DES MOINES	IA	5.37%
Fidelity Advisor Growth Opportunities Fund – Class M	PERSHING LLC	JERSEY CITY	NJ	5.05%
Fidelity Advisor Growth Opportunities Fund – Class Z	CHARLES SCHWAB & CO INC	SAN FRANCISCO	CA	7.34%
Fidelity Advisor Growth Opportunities Fund – Class Z	PRINCIPAL SECURITIES INC	DES MOINES	IA	7.17%
Fidelity Advisor Growth Opportunities Fund – Class Z	EMPOWER ANNUITY INSURANCE COMPANY	GREENWOOD VILLAGE	CO	5.78%
Fidelity Advisor Growth Opportunities Fund – Class Z	EDWARD D JONES & CO	MARYLAND HEIGHTS	MO	5.34%
Fidelity Advisor High Income Advantage Fund – Class A	PERSHING LLC	JERSEY CITY	NJ	7.84%
Fidelity Advisor High Income Advantage Fund – Class A	CHARLES SCHWAB & CO INC	SAN FRANCISCO	CA	7.29%
Fidelity Advisor High Income Advantage Fund – Class A	AMERIPRISE FINANCIAL SERVICES INC	MINNEAPOLIS	MN	7.12%
Fidelity Advisor High Income Advantage Fund – Class A	MORGAN STANLEY SMITH BARNEY	NEW YORK	NY	6.26%
Fidelity Advisor High Income Advantage Fund – Class A	WELLS FARGO CLEARING SERVICES LLC	SAINT LOUIS	MO	5.84%
Fidelity Advisor High Income Advantage Fund – Class A	MERRILL LYNCH PIERCE FENNER SMITH INC	JACKSONVILLE	FL	5.77%
Fidelity Advisor High Income Advantage Fund – Class C	RAYMOND JAMES & ASSOCIATES INC	SAINT PETERSBURG	FL	12.14%
Fidelity Advisor High Income Advantage Fund – Class C	PERSHING LLC	JERSEY CITY	NJ	10.97%

FIDELITY ADVISOR SERIES I

Class Name	Owner Name	City	State	Ownership%
Fidelity Advisor High Income Advantage Fund – Class C	WELLS FARGO CLEARING SERVICES LLC	SAINT LOUIS	MO	10.44%
Fidelity Advisor High Income Advantage Fund – Class C	MORGAN STANLEY SMITH BARNEY	NEW YORK	NY	9.91%
Fidelity Advisor High Income Advantage Fund – Class C	AMERIPRISE FINANCIAL SERVICES INC	MINNEAPOLIS	MN	9.77%
Fidelity Advisor High Income Advantage Fund – Class I	AMERIPRISE FINANCIAL SERVICES INC	MINNEAPOLIS	MN	25.79%
Fidelity Advisor High Income Advantage Fund – Class I	LPL FINANCIAL LLC	SAN DIEGO	CA	9.44%
Fidelity Advisor High Income Advantage Fund – Class I	MERRILL LYNCH PIERCE FENNER SMITH INC	JACKSONVILLE	FL	8.02%
Fidelity Advisor High Income Advantage Fund – Class I	PERSHING LLC	JERSEY CITY	NJ	7.67%
Fidelity Advisor High Income Advantage Fund – Class I	WELLS FARGO CLEARING SERVICES LLC	SAINT LOUIS	MO	7.46%
Fidelity Advisor High Income Advantage Fund – Class I	MORGAN STANLEY SMITH BARNEY	NEW YORK	NY	5.40%
Fidelity Advisor High Income Advantage Fund – Class M	SECURITY BENEFIT GROUP	TOPEKA	KS	7.77%
Fidelity Advisor High Income Advantage Fund – Class M	WELLS FARGO CLEARING SERVICES LLC	SAINT LOUIS	MO	6.69%
Fidelity Advisor High Income Advantage Fund – Class M	PRINCIPAL SECURITIES INC	DES MOINES	IA	5.70%
Fidelity Advisor High Income Advantage Fund – Class M	PERSHING LLC	JERSEY CITY	NJ	5.50%
Fidelity Advisor High Income Advantage Fund – Class Z	PRINCIPAL SECURITIES INC	DES MOINES	IA	20.64%
Fidelity Advisor High Income Advantage Fund – Class Z	RELIANCE TRUST CO	ATLANTA	GA	7.79%
Fidelity Advisor Large Cap Fund – Class A	PERSHING LLC	JERSEY CITY	NJ	10.76%
Fidelity Advisor Large Cap Fund – Class A	AMERIPRISE FINANCIAL SERVICES INC	MINNEAPOLIS	MN	6.78%
Fidelity Advisor Large Cap Fund – Class A	MERRILL LYNCH PIERCE FENNER SMITH INC	JACKSONVILLE	FL	5.74%
Fidelity Advisor Large Cap Fund – Class A	EDWARD D JONES & CO	MARYLAND HEIGHTS	MO	5.30%
Fidelity Advisor Large Cap Fund – Class C	MORGAN STANLEY SMITH BARNEY	NEW YORK	NY	15.35%
Fidelity Advisor Large Cap Fund – Class C	WELLS FARGO CLEARING SERVICES LLC	SAINT LOUIS	MO	11.83%
Fidelity Advisor Large Cap Fund – Class C	PERSHING LLC	JERSEY CITY	NJ	8.09%
Fidelity Advisor Large Cap Fund – Class C	AMERIPRISE FINANCIAL SERVICES INC	MINNEAPOLIS	MN	6.77%
Fidelity Advisor Large Cap Fund – Class C	LPL FINANCIAL LLC	SAN DIEGO	CA	5.23%
Fidelity Advisor Large Cap Fund – Class C	MERRILL LYNCH PIERCE FENNER SMITH INC	JACKSONVILLE	FL	5.01%
Fidelity Advisor Large Cap Fund – Class I	MERRILL LYNCH PIERCE FENNER SMITH INC	JACKSONVILLE	FL	16.42%
Fidelity Advisor Large Cap Fund – Class I	LPL FINANCIAL LLC	SAN DIEGO	CA	8.85%
Fidelity Advisor Large Cap Fund – Class I	AMERIPRISE FINANCIAL SERVICES INC	MINNEAPOLIS	MN	8.08%
Fidelity Advisor Large Cap Fund – Class I	MORGAN STANLEY SMITH BARNEY	NEW YORK	NY	8.04%
Fidelity Advisor Large Cap Fund – Class I	CHARLES SCHWAB & CO INC	SAN FRANCISCO	CA	7.65%
Fidelity Advisor Large Cap Fund – Class I	WELLS FARGO CLEARING SERVICES LLC	SAINT LOUIS	MO	6.43%

FIDELITY ADVISOR SERIES I

Class Name	Owner Name	City	State	Ownership%
Fidelity Advisor Large Cap Fund – Class I	PERSHING LLC	JERSEY CITY	NJ	6.43%
Fidelity Advisor Large Cap Fund – Class I	RAYMOND JAMES & ASSOCIATES INC	SAINT PETERSBURG	FL	5.75%
Fidelity Advisor Large Cap Fund – Class M	ADP BROKER-DEALER INC	BOSTON	MA	16.82%
Fidelity Advisor Large Cap Fund – Class Z	US BANK	MILWAUKEE	WI	15.90%
Fidelity Advisor Large Cap Fund – Class Z	EDWARD D JONES & CO	MARYLAND HEIGHTS	MO	5.15%
Fidelity Advisor Leveraged Company Stock Fund – Class A	PERSHING LLC	JERSEY CITY	NJ	10.26%
Fidelity Advisor Leveraged Company Stock Fund – Class A	MORGAN STANLEY SMITH BARNEY	NEW YORK	NY	7.68%
Fidelity Advisor Leveraged Company Stock Fund – Class A	LPL FINANCIAL LLC	SAN DIEGO	CA	5.47%
Fidelity Advisor Leveraged Company Stock Fund – Class C	CHARLES SCHWAB & CO INC	SAN FRANCISCO	CA	8.98%
Fidelity Advisor Leveraged Company Stock Fund – Class C	PERSHING LLC	JERSEY CITY	NJ	7.03%
Fidelity Advisor Leveraged Company Stock Fund – Class C	LPL FINANCIAL LLC	SAN DIEGO	CA	6.53%
Fidelity Advisor Leveraged Company Stock Fund – Class I	JOHN HANCOCK LIFE INSURANCE	BOSTON	MA	14.93%
Fidelity Advisor Leveraged Company Stock Fund – Class I	MORGAN STANLEY SMITH BARNEY	NEW YORK	NY	14.89%
Fidelity Advisor Leveraged Company Stock Fund – Class I	WELLS FARGO CLEARING SERVICES LLC	SAINT LOUIS	MO	7.90%
Fidelity Advisor Leveraged Company Stock Fund – Class I	PERSHING LLC	JERSEY CITY	NJ	6.63%
Fidelity Advisor Leveraged Company Stock Fund – Class I	MERRILL LYNCH PIERCE FENNER SMITH INC	JACKSONVILLE	FL	6.43%
Fidelity Advisor Leveraged Company Stock Fund – Class I	CHARLES SCHWAB & CO INC	SAN FRANCISCO	CA	5.15%
Fidelity Advisor Leveraged Company Stock Fund – Class M	TALCOTT RESOLUTION LIFE INSURANCE	HARTFORD	CT	12.50%
Fidelity Advisor Leveraged Company Stock Fund – Class M	ADP BROKER-DEALER INC	BOSTON	MA	9.34%
Fidelity Advisor Leveraged Company Stock Fund – Class M	EMPOWER ANNUITY INSURANCE COMPANY	GREENWOOD VILLAGE	CO	7.85%
Fidelity Advisor Leveraged Company Stock Fund – Class M	EMPOWER ANNUITY INSURANCE COMPANY	GREENWOOD VILLAGE	CO	7.31%
Fidelity Advisor Leveraged Company Stock Fund – Class M	SAMMONS FINANCIAL NETWORK LLC	WEST DES MOINES	IA	5.51%
Fidelity Advisor Leveraged Company Stock Fund – Class Z	MMLD AVIATOR	SPRINGFIELD	MA	7.09%
Fidelity Advisor Leveraged Company Stock Fund – Class Z	EMPOWER ANNUITY INSURANCE COMPANY	GREENWOOD VILLAGE	CO	7.09%
Fidelity Advisor Leveraged Company Stock Fund – Class Z	CHARLES SCHWAB & CO INC	SAN FRANCISCO	CA	6.96%
Fidelity Advisor Leveraged Company Stock Fund – Class Z	TALCOTT RESOLUTION LIFE INSURANCE	HARTFORD	CT	6.38%
Fidelity Advisor Leveraged Company Stock Fund – Class Z	PERSHING LLC	JERSEY CITY	NJ	5.78%
Fidelity Advisor Mid Cap II Fund – Class A	PERSHING LLC	JERSEY CITY	NJ	10.68%
Fidelity Advisor Mid Cap II Fund – Class A	AMERIPRISE FINANCIAL SERVICES INC	MINNEAPOLIS	MN	9.12%
Fidelity Advisor Mid Cap II Fund – Class A	LPL FINANCIAL LLC	SAN DIEGO	CA	5.15%

FIDELITY ADVISOR SERIES I

Class Name	Owner Name	City	State	Ownership%
Fidelity Advisor Mid Cap II Fund – Class C	PERSHING LLC	JERSEY CITY	NJ	11.15%
Fidelity Advisor Mid Cap II Fund – Class C	LPL FINANCIAL LLC	SAN DIEGO	CA	9.44%
Fidelity Advisor Mid Cap II Fund – Class I	PERSHING LLC	JERSEY CITY	NJ	24.43%
Fidelity Advisor Mid Cap II Fund – Class I	AMERIPRISE FINANCIAL SERVICES INC	MINNEAPOLIS	MN	17.22%
Fidelity Advisor Mid Cap II Fund – Class I	WELLS FARGO CLEARING SERVICES LLC	SAINT LOUIS	MO	9.05%
Fidelity Advisor Mid Cap II Fund – Class I	LPL FINANCIAL LLC	SAN DIEGO	CA	6.64%
Fidelity Advisor Mid Cap II Fund – Class I	CHARLES SCHWAB & CO INC	SAN FRANCISCO	CA	5.32%
Fidelity Advisor Mid Cap II Fund – Class M	PAYCHEX SECURITIES CORP	WEST HENRIETTA	NY	34.89%
Fidelity Advisor Mid Cap II Fund – Class Z	PERSHING LLC	JERSEY CITY	NJ	20.15%
Fidelity Advisor Mid Cap II Fund – Class Z	MID ATLANTIC CLEARING & SETTLEMENT	PITTSBURGH	PA	13.64%
Fidelity Advisor Mid Cap II Fund – Class Z	CHARLES SCHWAB & CO INC	SAN FRANCISCO	CA	9.90%
Fidelity Advisor Mid Cap II Fund – Class Z	EMPOWER ANNUITY INSURANCE COMPANY	GREENWOOD VILLAGE	CO	6.46%
Fidelity Advisor Mid Cap II Fund – Class Z	EDWARD D JONES & CO	MARYLAND HEIGHTS	MO	6.20%
Fidelity Real Estate High Income Fund	CORE PLUS COMMINGLED POOL	SMITHFIELD	RI	13.84%
Fidelity Real Estate High Income Fund	NUCLEAR ELECTRIC INSURANCE LIMITED	WILMINGTON	DE	7.95%
Fidelity Advisor Small Cap Fund – Class A	PERSHING LLC	JERSEY CITY	NJ	8.87%
Fidelity Advisor Small Cap Fund – Class A	AMERIPRISE FINANCIAL SERVICES INC	MINNEAPOLIS	MN	6.36%
Fidelity Advisor Small Cap Fund – Class A	LPL FINANCIAL LLC	SAN DIEGO	CA	5.73%
Fidelity Advisor Small Cap Fund – Class C	LPL FINANCIAL LLC	SAN DIEGO	CA	7.95%
Fidelity Advisor Small Cap Fund – Class C	AMERIPRISE FINANCIAL SERVICES INC	MINNEAPOLIS	MN	7.02%
Fidelity Advisor Small Cap Fund – Class C	PERSHING LLC	JERSEY CITY	NJ	6.96%
Fidelity Advisor Small Cap Fund – Class I	NEW HAMPSHIRE HIGHER EDUCATION SAVINGS PLAN TRUST	MERRIMACK	NH	14.53%
Fidelity Advisor Small Cap Fund – Class I	AMERIPRISE FINANCIAL SERVICES INC	MINNEAPOLIS	MN	12.23%
Fidelity Advisor Small Cap Fund – Class I	MERRILL LYNCH PIERCE FENNER SMITH INC	JACKSONVILLE	FL	7.28%
Fidelity Advisor Small Cap Fund – Class I	CHARLES SCHWAB & CO INC	SAN FRANCISCO	CA	5.94%
Fidelity Advisor Small Cap Fund – Class I	LPL FINANCIAL LLC	SAN DIEGO	CA	5.86%
Fidelity Advisor Small Cap Fund – Class I	PERSHING LLC	JERSEY CITY	NJ	5.70%
Fidelity Advisor Small Cap Fund – Class M	PAYCHEX SECURITIES CORP	WEST HENRIETTA	NY	28.09%
Fidelity Advisor Small Cap Fund – Class M	ADP BROKER-DEALER INC	BOSTON	MA	6.59%
Fidelity Advisor Small Cap Fund – Class Z	EMPOWER ANNUITY INSURANCE COMPANY	GREENWOOD VILLAGE	CO	7.42%
Fidelity Advisor Small Cap Fund – Class Z	EDWARD D JONES & CO	MARYLAND HEIGHTS	MO	6.36%
Fidelity Advisor Small Cap Fund – Class Z	PRINCIPAL SECURITIES INC	DES MOINES	IA	5.59%
Fidelity Advisor Small Cap Fund – Class Z	MSCS FINANCIAL SERVICES DIVISION	DENVER	CO	5.29%
Fidelity Advisor Stock Selector Mid Cap Fund – Class A	PERSHING LLC	JERSEY CITY	NJ	9.12%
Fidelity Advisor Stock Selector Mid Cap Fund – Class A	MORGAN STANLEY SMITH BARNEY	NEW YORK	NY	7.18%
Fidelity Advisor Stock Selector Mid Cap Fund – Class A	AMERIPRISE FINANCIAL SERVICES INC	MINNEAPOLIS	MN	6.70%

FIDELITY ADVISOR SERIES I

Class Name	Owner Name	City	State	Ownership%
Fidelity Advisor Stock Selector Mid Cap Fund – Class A	MERRILL LYNCH PIERCE FENNER SMITH INC	JACKSONVILLE	FL	5.59%
Fidelity Advisor Stock Selector Mid Cap Fund – Class A	WELLS FARGO CLEARING SERVICES LLC	SAINT LOUIS	MO	5.58%
Fidelity Advisor Stock Selector Mid Cap Fund – Class C	LPL FINANCIAL LLC	SAN DIEGO	CA	9.44%
Fidelity Advisor Stock Selector Mid Cap Fund – Class C	PERSHING LLC	JERSEY CITY	NJ	7.94%
Fidelity Advisor Stock Selector Mid Cap Fund – Class C	RBC WEALTH MANAGEMENT	MINNEAPOLIS	MN	7.04%
Fidelity Advisor Stock Selector Mid Cap Fund – Class C	AMERIPRISE FINANCIAL SERVICES INC	MINNEAPOLIS	MN	5.30%
Fidelity Advisor Stock Selector Mid Cap Fund – Class I	NEW HAMPSHIRE HIGHER EDUCATION SAVINGS PLAN TRUST	MERRIMACK	NH	19.14%
Fidelity Advisor Stock Selector Mid Cap Fund – Class I	PERSHING LLC	JERSEY CITY	NJ	13.64%
Fidelity Advisor Stock Selector Mid Cap Fund – Class I	AMERIPRISE FINANCIAL SERVICES INC	MINNEAPOLIS	MN	10.00%
Fidelity Advisor Stock Selector Mid Cap Fund – Class I	LPL FINANCIAL LLC	SAN DIEGO	CA	6.32%
Fidelity Advisor Stock Selector Mid Cap Fund – Class I	MORGAN STANLEY SMITH BARNEY	NEW YORK	NY	6.02%
Fidelity Advisor Stock Selector Mid Cap Fund – Class I	CHARLES SCHWAB & CO INC	SAN FRANCISCO	CA	5.75%
Fidelity Advisor Stock Selector Mid Cap Fund – Class M	COMMONWEALTH FINANCIAL NETWORK	PITTSBURGH	PA	7.45%
Fidelity Advisor Stock Selector Mid Cap Fund – Class M	PAYCHEX SECURITIES CORP	WEST HENRIETTA	NY	7.37%
Fidelity Advisor Stock Selector Mid Cap Fund – Class Z	EMPOWER ANNUITY INSURANCE COMPANY	GREENWOOD VILLAGE	CO	9.13%
Fidelity Advisor Value Strategies Fund – Class A	MERRILL LYNCH PIERCE FENNER SMITH INC	JACKSONVILLE	FL	14.56%
Fidelity Advisor Value Strategies Fund – Class A	VALIC FINANCIAL ADVISORS INC	HOUSTON	TX	8.22%
Fidelity Advisor Value Strategies Fund – Class A	PERSHING LLC	JERSEY CITY	NJ	6.96%
Fidelity Advisor Value Strategies Fund – Class A	EDWARD D JONES & CO	MARYLAND HEIGHTS	MO	6.60%
Fidelity Advisor Value Strategies Fund – Class C	PERSHING LLC	JERSEY CITY	NJ	14.80%
Fidelity Advisor Value Strategies Fund – Class C	RAYMOND JAMES & ASSOCIATES INC	SAINT PETERSBURG	FL	11.74%
Fidelity Advisor Value Strategies Fund – Class C	RBC WEALTH MANAGEMENT	MINNEAPOLIS	MN	10.30%
Fidelity Advisor Value Strategies Fund – Class C	STIFEL NICOLAUS & CO INC	SAINT LOUIS	MO	9.33%
Fidelity Advisor Value Strategies Fund – Class C	AMERIPRISE FINANCIAL SERVICES INC	MINNEAPOLIS	MN	7.84%
Fidelity Advisor Value Strategies Fund – Class C	LPL FINANCIAL LLC	SAN DIEGO	CA	7.01%
Fidelity Advisor Value Strategies Fund – Class C	MERRILL LYNCH PIERCE FENNER SMITH INC	JACKSONVILLE	FL	5.28%
Fidelity Advisor Value Strategies Fund – Class I	AMERIPRISE FINANCIAL SERVICES INC	MINNEAPOLIS	MN	29.98%
Fidelity Advisor Value Strategies Fund – Class I	PERSHING LLC	JERSEY CITY	NJ	10.30%
Fidelity Advisor Value Strategies Fund – Class I	LPL FINANCIAL LLC	SAN DIEGO	CA	10.27%
Fidelity Advisor Value Strategies Fund – Class I	NEW HAMPSHIRE HIGHER EDUCATION SAVINGS PLAN TRUST	MERRIMACK	NH	8.10%
Fidelity Advisor Value Strategies Fund – Class I	MERRILL LYNCH PIERCE FENNER SMITH INC	JACKSONVILLE	FL	8.02%

FIDELITY ADVISOR SERIES I

Class Name	Owner Name	City	State	Ownership%
Fidelity Advisor Value Strategies Fund – Class I	WELLS FARGO CLEARING SERVICES LLC	SAINT LOUIS	MO	6.97%
Fidelity Advisor Value Strategies Fund – Class I	RAYMOND JAMES & ASSOCIATES INC	SAINT PETERSBURG	FL	5.13%
Fidelity Advisor Value Strategies Fund – Class M	MERRILL LYNCH PIERCE FENNER SMITH INC	JACKSONVILLE	FL	5.92%
Fidelity Advisor Value Strategies Fund – Class M	PERSHING LLC	JERSEY CITY	NJ	5.90%
Fidelity Advisor Value Strategies Fund – Class M	WELLS FARGO CLEARING SERVICES LLC	SAINT LOUIS	MO	5.72%
Fidelity Advisor Value Fund – Class A	PERSHING LLC	JERSEY CITY	NJ	9.85%
Fidelity Advisor Value Fund – Class A	AMERIPRISE FINANCIAL SERVICES INC	MINNEAPOLIS	MN	8.49%
Fidelity Advisor Value Fund – Class A	WELLS FARGO CLEARING SERVICES LLC	SAINT LOUIS	MO	5.08%
Fidelity Advisor Value Fund – Class C	WELLS FARGO CLEARING SERVICES LLC	SAINT LOUIS	MO	17.64%
Fidelity Advisor Value Fund – Class C	PERSHING LLC	JERSEY CITY	NJ	14.07%
Fidelity Advisor Value Fund – Class C	LPL FINANCIAL LLC	SAN DIEGO	CA	11.20%
Fidelity Advisor Value Fund – Class C	AMERIPRISE FINANCIAL SERVICES INC	MINNEAPOLIS	MN	8.88%
Fidelity Advisor Value Fund – Class I	AMERIPRISE FINANCIAL SERVICES INC	MINNEAPOLIS	MN	42.78%
Fidelity Advisor Value Fund – Class I	PERSHING LLC	JERSEY CITY	NJ	15.08%
Fidelity Advisor Value Fund – Class I	LPL FINANCIAL LLC	SAN DIEGO	CA	13.87%
Fidelity Advisor Value Fund – Class I	WELLS FARGO CLEARING SERVICES LLC	SAINT LOUIS	MO	6.24%
Fidelity Advisor Value Fund – Class Z	EMPOWER ANNUITY INSURANCE COMPANY	GREENWOOD VILLAGE	CO	11.96%
Fidelity Advisor Value Fund – Class Z	PRINCIPAL SECURITIES INC	DES MOINES	IA	8.82%
Fidelity Advisor Value Fund – Class Z	CHARLES SCHWAB & CO INC	SAN FRANCISCO	CA	6.59%

FIDELITY ADVISOR SERIES VII

Class Name	Owner Name	City	State	Ownership%
Fidelity Advisor Biotechnology Fund – Class A	PERSHING LLC	JERSEY CITY	NJ	12.58%
Fidelity Advisor Biotechnology Fund – Class A	AMERIPRISE FINANCIAL SERVICES INC	MINNEAPOLIS	MN	8.34%
Fidelity Advisor Biotechnology Fund – Class A	WELLS FARGO CLEARING SERVICES LLC	SAINT LOUIS	MO	8.00%
Fidelity Advisor Biotechnology Fund – Class A	MORGAN STANLEY SMITH BARNEY	NEW YORK	NY	7.77%
Fidelity Advisor Biotechnology Fund – Class A	MERRILL LYNCH PIERCE FENNER SMITH INC	JACKSONVILLE	FL	5.93%
Fidelity Advisor Biotechnology Fund – Class A	LPL FINANCIAL LLC	SAN DIEGO	CA	5.35%
Fidelity Advisor Biotechnology Fund – Class C	WELLS FARGO CLEARING SERVICES LLC	SAINT LOUIS	MO	11.39%
Fidelity Advisor Biotechnology Fund – Class C	PERSHING LLC	JERSEY CITY	NJ	10.87%
Fidelity Advisor Biotechnology Fund – Class C	AMERIPRISE FINANCIAL SERVICES INC	MINNEAPOLIS	MN	8.87%
Fidelity Advisor Biotechnology Fund – Class C	RAYMOND JAMES & ASSOCIATES INC	SAINT PETERSBURG	FL	8.78%
Fidelity Advisor Biotechnology Fund – Class C	LPL FINANCIAL LLC	SAN DIEGO	CA	7.37%
Fidelity Advisor Biotechnology Fund – Class I	MERRILL LYNCH PIERCE FENNER SMITH INC	JACKSONVILLE	FL	14.25%
Fidelity Advisor Biotechnology Fund – Class I	AMERIPRISE FINANCIAL SERVICES INC	MINNEAPOLIS	MN	13.10%

FIDELITY ADVISOR SERIES VII

Class Name	Owner Name	City	State	Ownership%
Fidelity Advisor Biotechnology Fund – Class I	LPL FINANCIAL LLC	SAN DIEGO	CA	10.54%
Fidelity Advisor Biotechnology Fund – Class I	WELLS FARGO CLEARING SERVICES LLC	SAINT LOUIS	MO	10.25%
Fidelity Advisor Biotechnology Fund – Class I	MORGAN STANLEY SMITH BARNEY	NEW YORK	NY	9.41%
Fidelity Advisor Biotechnology Fund – Class I	PERSHING LLC	JERSEY CITY	NJ	9.24%
Fidelity Advisor Biotechnology Fund – Class I	RAYMOND JAMES & ASSOCIATES INC	SAINT PETERSBURG	FL	6.14%
Fidelity Advisor Biotechnology Fund – Class I	CHARLES SCHWAB & CO INC	SAN FRANCISCO	CA	5.54%
Fidelity Advisor Biotechnology Fund – Class I	UBS FINANCIAL SERVICES INC	WEEHAWKEN	NJ	5.10%
Fidelity Advisor Biotechnology Fund – Class M	SAMMONS FINANCIAL NETWORK LLC	WEST DES MOINES	IA	18.05%
Fidelity Advisor Biotechnology Fund – Class M	PERSHING LLC	JERSEY CITY	NJ	6.68%
Fidelity Advisor Biotechnology Fund – Class Z	CHARLES SCHWAB & CO INC	SAN FRANCISCO	CA	9.78%
Fidelity Advisor Biotechnology Fund – Class Z	LINCOLN INVESTMENT PLANNING LLC	FORT WASHINGTON	PA	8.28%
Fidelity Advisor Biotechnology Fund – Class Z	PERSHING LLC	JERSEY CITY	NJ	6.38%
Fidelity Advisor Biotechnology Fund – Class Z	EDWARD D JONES & CO	MARYLAND HEIGHTS	MO	6.03%
Fidelity Advisor Consumer Discretionary Fund – Class A	PERSHING LLC	JERSEY CITY	NJ	11.82%
Fidelity Advisor Consumer Discretionary Fund – Class A	AMERIPRISE FINANCIAL SERVICES INC	MINNEAPOLIS	MN	10.57%
Fidelity Advisor Consumer Discretionary Fund – Class A	WELLS FARGO CLEARING SERVICES LLC	SAINT LOUIS	MO	10.06%
Fidelity Advisor Consumer Discretionary Fund – Class A	LPL FINANCIAL LLC	SAN DIEGO	CA	6.76%
Fidelity Advisor Consumer Discretionary Fund – Class C	PERSHING LLC	JERSEY CITY	NJ	18.42%
Fidelity Advisor Consumer Discretionary Fund – Class C	WELLS FARGO CLEARING SERVICES LLC	SAINT LOUIS	MO	14.50%
Fidelity Advisor Consumer Discretionary Fund – Class C	LPL FINANCIAL LLC	SAN DIEGO	CA	10.36%
Fidelity Advisor Consumer Discretionary Fund – Class C	RAYMOND JAMES & ASSOCIATES INC	SAINT PETERSBURG	FL	6.44%
Fidelity Advisor Consumer Discretionary Fund – Class C	AMERIPRISE FINANCIAL SERVICES INC	MINNEAPOLIS	MN	5.38%
Fidelity Advisor Consumer Discretionary Fund – Class I	AMERIPRISE FINANCIAL SERVICES INC	MINNEAPOLIS	MN	17.32%
Fidelity Advisor Consumer Discretionary Fund – Class I	LPL FINANCIAL LLC	SAN DIEGO	CA	16.70%
Fidelity Advisor Consumer Discretionary Fund – Class I	PERSHING LLC	JERSEY CITY	NJ	12.30%
Fidelity Advisor Consumer Discretionary Fund – Class I	UBS FINANCIAL SERVICES INC	WEEHAWKEN	NJ	10.94%
Fidelity Advisor Consumer Discretionary Fund – Class I	WELLS FARGO CLEARING SERVICES LLC	SAINT LOUIS	MO	10.14%
Fidelity Advisor Consumer Discretionary Fund – Class I	CHARLES SCHWAB & CO INC	SAN FRANCISCO	CA	7.89%
Fidelity Advisor Consumer Discretionary Fund – Class M	PERSHING LLC	JERSEY CITY	NJ	17.39%
Fidelity Advisor Energy Fund – Class A	PERSHING LLC	JERSEY CITY	NJ	12.09%
Fidelity Advisor Energy Fund – Class A	AMERIPRISE FINANCIAL SERVICES INC	MINNEAPOLIS	MN	7.23%
Fidelity Advisor Energy Fund – Class A	LPL FINANCIAL LLC	SAN DIEGO	CA	5.52%
Fidelity Advisor Energy Fund – Class C	PERSHING LLC	JERSEY CITY	NJ	18.32%

FIDELITY ADVISOR SERIES VII

Class Name	Owner Name	City	State	Ownership%
Fidelity Advisor Energy Fund – Class C	WELLS FARGO CLEARING SERVICES LLC	SAINT LOUIS	MO	10.94%
Fidelity Advisor Energy Fund – Class C	LPL FINANCIAL LLC	SAN DIEGO	CA	8.37%
Fidelity Advisor Energy Fund – Class C	AMERIPRISE FINANCIAL SERVICES INC	MINNEAPOLIS	MN	7.21%
Fidelity Advisor Energy Fund – Class C	MORGAN STANLEY SMITH BARNEY	NEW YORK	NY	6.97%
Fidelity Advisor Energy Fund – Class I	LPL FINANCIAL LLC	SAN DIEGO	CA	23.35%
Fidelity Advisor Energy Fund – Class I	AMERIPRISE FINANCIAL SERVICES INC	MINNEAPOLIS	MN	10.27%
Fidelity Advisor Energy Fund – Class I	PERSHING LLC	JERSEY CITY	NJ	9.47%
Fidelity Advisor Energy Fund – Class I	MERRILL LYNCH PIERCE FENNER SMITH INC	JACKSONVILLE	FL	7.73%
Fidelity Advisor Energy Fund – Class I	WELLS FARGO CLEARING SERVICES LLC	SAINT LOUIS	MO	5.59%
Fidelity Advisor Energy Fund – Class I	JOHN HANCOCK LIFE INSURANCE	BOSTON	MA	5.36%
Fidelity Advisor Energy Fund – Class M	PERSHING LLC	JERSEY CITY	NJ	8.84%
Fidelity Advisor Energy Fund – Class Z	EMPOWER ANNUITY INSURANCE COMPANY	GREENWOOD VILLAGE	CO	14.11%
Fidelity Advisor Energy Fund – Class Z	PRINCIPAL SECURITIES INC	DES MOINES	IA	13.70%
Fidelity Advisor Energy Fund – Class Z	EDWARD D JONES & CO	MARYLAND HEIGHTS	MO	5.25%
Fidelity Advisor Financials Fund – Class A	PERSHING LLC	JERSEY CITY	NJ	12.65%
Fidelity Advisor Financials Fund – Class A	WELLS FARGO CLEARING SERVICES LLC	SAINT LOUIS	MO	9.39%
Fidelity Advisor Financials Fund – Class A	AMERIPRISE FINANCIAL SERVICES INC	MINNEAPOLIS	MN	5.61%
Fidelity Advisor Financials Fund – Class C	PERSHING LLC	JERSEY CITY	NJ	19.08%
Fidelity Advisor Financials Fund – Class C	WELLS FARGO CLEARING SERVICES LLC	SAINT LOUIS	MO	13.71%
Fidelity Advisor Financials Fund – Class C	LPL FINANCIAL LLC	SAN DIEGO	CA	12.39%
Fidelity Advisor Financials Fund – Class C	AMERIPRISE FINANCIAL SERVICES INC	MINNEAPOLIS	MN	7.63%
Fidelity Advisor Financials Fund – Class I	AMERIPRISE FINANCIAL SERVICES INC	MINNEAPOLIS	MN	24.46%
Fidelity Advisor Financials Fund – Class I	LPL FINANCIAL LLC	SAN DIEGO	CA	11.47%
Fidelity Advisor Financials Fund – Class I	PERSHING LLC	JERSEY CITY	NJ	10.63%
Fidelity Advisor Financials Fund – Class I	CHARLES SCHWAB & CO INC	SAN FRANCISCO	CA	7.81%
Fidelity Advisor Financials Fund – Class I	WELLS FARGO CLEARING SERVICES LLC	SAINT LOUIS	MO	7.68%
Fidelity Advisor Financials Fund – Class I	UBS FINANCIAL SERVICES INC	WEEHAWKEN	NJ	5.77%
Fidelity Advisor Financials Fund – Class I	STIFEL NICOLAUS & CO INC	SAINT LOUIS	MO	5.69%
Fidelity Advisor Financials Fund – Class M	VOYA RETIREMENT INSURANCE AND ANNUITY CO	WINDSOR	MA	20.42%
Fidelity Advisor Financials Fund – Class M	SAMMONS FINANCIAL NETWORK LLC	WEST DES MOINES	IA	15.57%
Fidelity Advisor Financials Fund – Class M	PERSHING LLC	JERSEY CITY	NJ	6.24%
Fidelity Advisor Global Real Estate Fund – Class A	FMR CAPITAL	BOSTON	MA	40.52%
Fidelity Advisor Global Real Estate Fund – Class A	PERSHING LLC	JERSEY CITY	NJ	17.10%
Fidelity Advisor Global Real Estate Fund – Class C	LINCOLN FINANCIAL SECURITIES	DENTON	NC	10.60%
Fidelity Advisor Global Real Estate Fund – Class C	GOSS	MANHEIM	PA	7.10%
Fidelity Advisor Global Real Estate Fund – Class C	ROBISON	FARMINGTON	UT	6.87%
Fidelity Advisor Global Real Estate Fund – Class I	FMR CAPITAL	BOSTON	MA	64.32%
Fidelity Advisor Global Real Estate Fund – Class I	BULLER	WELLESLEY	MA	11.31%
Fidelity Advisor Global Real Estate Fund – Class I	PERSHING LLC	JERSEY CITY	NJ	10.45%

FIDELITY ADVISOR SERIES VII

Class Name	Owner Name	City	State	Ownership%
Fidelity Advisor Global Real Estate Fund – Class I	EMPOWER ANNUITY INSURANCE COMPANY	GREENWOOD VILLAGE	CO	6.75%
Fidelity Advisor Global Real Estate Fund – Class M	FMR CAPITAL	BOSTON	MA	55.34%
Fidelity Advisor Global Real Estate Fund – Class M	AMERICAN PORTFOLIOS FINANCIAL	LECANTO	FL	6.92%
Fidelity Advisor Global Real Estate Fund – Class Z	FMR CAPITAL	BOSTON	MA	38.22%
Fidelity Advisor Global Real Estate Fund – Class Z	TROWBRIDGE	CAPE ELIZABETH	ME	23.90%
Fidelity Advisor Global Real Estate Fund – Class Z	PRICE	LONG BEACH	CA	11.52%
Fidelity Advisor Global Real Estate Fund – Class Z	KNAPP	NAPLES	FL	5.87%
Fidelity Advisor Health Care Fund – Class A	PERSHING LLC	JERSEY CITY	NJ	11.95%
Fidelity Advisor Health Care Fund – Class A	AMERIPRISE FINANCIAL SERVICES INC	MINNEAPOLIS	MN	8.99%
Fidelity Advisor Health Care Fund – Class A	WELLS FARGO CLEARING SERVICES LLC	SAINT LOUIS	MO	7.19%
Fidelity Advisor Health Care Fund – Class A	LPL FINANCIAL LLC	SAN DIEGO	CA	6.55%
Fidelity Advisor Health Care Fund – Class A	MORGAN STANLEY SMITH BARNEY	NEW YORK	NY	5.01%
Fidelity Advisor Health Care Fund – Class C	AMERIPRISE FINANCIAL SERVICES INC	MINNEAPOLIS	MN	13.63%
Fidelity Advisor Health Care Fund – Class C	WELLS FARGO CLEARING SERVICES LLC	SAINT LOUIS	MO	12.34%
Fidelity Advisor Health Care Fund – Class C	PERSHING LLC	JERSEY CITY	NJ	11.20%
Fidelity Advisor Health Care Fund – Class C	LPL FINANCIAL LLC	SAN DIEGO	CA	8.45%
Fidelity Advisor Health Care Fund – Class C	RAYMOND JAMES & ASSOCIATES INC	SAINT PETERSBURG	FL	5.74%
Fidelity Advisor Health Care Fund – Class I	AMERIPRISE FINANCIAL SERVICES INC	MINNEAPOLIS	MN	18.32%
Fidelity Advisor Health Care Fund – Class I	LPL FINANCIAL LLC	SAN DIEGO	CA	14.51%
Fidelity Advisor Health Care Fund – Class I	PERSHING LLC	JERSEY CITY	NJ	13.16%
Fidelity Advisor Health Care Fund – Class I	MERRILL LYNCH PIERCE FENNER SMITH INC	JACKSONVILLE	FL	10.58%
Fidelity Advisor Health Care Fund – Class I	MORGAN STANLEY SMITH BARNEY	NEW YORK	NY	7.15%
Fidelity Advisor Health Care Fund – Class I	CHARLES SCHWAB & CO INC	SAN FRANCISCO	CA	6.83%
Fidelity Advisor Health Care Fund – Class I	WELLS FARGO CLEARING SERVICES LLC	SAINT LOUIS	MO	6.07%
Fidelity Advisor Health Care Fund – Class I	RAYMOND JAMES & ASSOCIATES INC	SAINT PETERSBURG	FL	5.16%
Fidelity Advisor Health Care Fund – Class M	PERSHING LLC	JERSEY CITY	NJ	8.32%
Fidelity Advisor Health Care Fund – Class M	LPL FINANCIAL LLC	SAN DIEGO	CA	5.90%
Fidelity Advisor Health Care Fund – Class Z	PFG FIDELITY INSTITUTIONAL AM EQUITY SECTOR STRATEGY FUND	BELLEVUE	WA	14.64%
Fidelity Advisor Health Care Fund – Class Z	CHARLES SCHWAB & CO INC	SAN FRANCISCO	CA	7.71%
Fidelity Advisor Industrials Fund – Class A	AMERIPRISE FINANCIAL SERVICES INC	MINNEAPOLIS	MN	10.89%
Fidelity Advisor Industrials Fund – Class A	PERSHING LLC	JERSEY CITY	NJ	9.26%
Fidelity Advisor Industrials Fund – Class A	WELLS FARGO CLEARING SERVICES LLC	SAINT LOUIS	MO	8.24%
Fidelity Advisor Industrials Fund – Class A	LPL FINANCIAL LLC	SAN DIEGO	CA	5.54%
Fidelity Advisor Industrials Fund – Class A	CHARLES SCHWAB & CO INC	SAN FRANCISCO	CA	5.16%
Fidelity Advisor Industrials Fund – Class C	RAYMOND JAMES & ASSOCIATES INC	SAINT PETERSBURG	FL	14.32%
Fidelity Advisor Industrials Fund – Class C	PERSHING LLC	JERSEY CITY	NJ	13.03%
Fidelity Advisor Industrials Fund – Class C	LPL FINANCIAL LLC	SAN DIEGO	CA	12.40%
Fidelity Advisor Industrials Fund – Class C	AMERIPRISE FINANCIAL SERVICES INC	MINNEAPOLIS	MN	11.21%

FIDELITY ADVISOR SERIES VII

Class Name	Owner Name	City	State	Ownership%
Fidelity Advisor Industrials Fund – Class C	WELLS FARGO CLEARING SERVICES LLC	SAINT LOUIS	MO	6.32%
Fidelity Advisor Industrials Fund – Class I	LPL FINANCIAL LLC	SAN DIEGO	CA	18.59%
Fidelity Advisor Industrials Fund – Class I	AMERIPRISE FINANCIAL SERVICES INC	MINNEAPOLIS	MN	16.05%
Fidelity Advisor Industrials Fund – Class I	WELLS FARGO CLEARING SERVICES LLC	SAINT LOUIS	MO	10.96%
Fidelity Advisor Industrials Fund – Class I	LPL FINANCIAL LLC	SAN DIEGO	CA	18.59%
Fidelity Advisor Industrials Fund – Class I	PERSHING LLC	JERSEY CITY	NJ	10.22%
Fidelity Advisor Industrials Fund – Class I	CHARLES SCHWAB & CO INC	SAN FRANCISCO	CA	7.95%
Fidelity Advisor Industrials Fund – Class I	MERRILL LYNCH PIERCE FENNER SMITH INC	JACKSONVILLE	FL	7.73%
Fidelity Advisor Industrials Fund – Class I	RAYMOND JAMES & ASSOCIATES INC	SAINT PETERSBURG	FL	5.56%
Fidelity Advisor Industrials Fund – Class M	RBC WEALTH MANAGEMENT	MINNEAPOLIS	MN	9.64%
Fidelity Advisor Industrials Fund – Class M	PERSHING LLC	JERSEY CITY	NJ	9.51%
Fidelity Advisor Industrials Fund – Class M	SAMMONS FINANCIAL NETWORK LLC	WEST DES MOINES	IA	6.31%
Fidelity Advisor Industrials Fund – Class Z	PERSHING LLC	JERSEY CITY	NJ	5.17%
Fidelity Advisor Real Estate Fund – Class A	PERSHING LLC	JERSEY CITY	NJ	14.75%
Fidelity Advisor Real Estate Fund – Class A	AMERIPRISE FINANCIAL SERVICES INC	MINNEAPOLIS	MN	5.21%
Fidelity Advisor Real Estate Fund – Class C	PERSHING LLC	JERSEY CITY	NJ	12.20%
Fidelity Advisor Real Estate Fund – Class C	AMERIPRISE FINANCIAL SERVICES INC	MINNEAPOLIS	MN	8.98%
Fidelity Advisor Real Estate Fund – Class I	BENEFIT TRUST COMPANY	MONTGOMERY	OH	23.54%
Fidelity Advisor Real Estate Fund – Class I	BENEFIT TRUST COMPANY	MONTGOMERY	OH	12.30%
Fidelity Advisor Real Estate Fund – Class I	LPL FINANCIAL LLC	SAN DIEGO	CA	6.72%
Fidelity Advisor Real Estate Fund – Class I	AMERIPRISE FINANCIAL SERVICES INC	MINNEAPOLIS	MN	5.91%
Fidelity Advisor Real Estate Fund – Class I	BENEFIT TRUST COMPANY	MONTGOMERY	OH	5.53%
Fidelity Advisor Real Estate Fund – Class M	SAMMONS FINANCIAL NETWORK LLC	WEST DES MOINES	IA	51.29%
Fidelity Advisor Real Estate Fund – Class M	ADP BROKER-DEALER INC	BOSTON	MA	8.75%
Fidelity Advisor Real Estate Fund – Class M	SECURITY BENEFIT GROUP	TOPEKA	KS	8.33%
Fidelity Advisor Real Estate Fund – Class Z	EMPOWER ANNUITY INSURANCE COMPANY	GREENWOOD VILLAGE	CO	9.36%
Fidelity Advisor Semiconductors Fund – Class A	PERSHING LLC	JERSEY CITY	NJ	9.91%
Fidelity Advisor Semiconductors Fund – Class A	RBC WEALTH MANAGEMENT	MINNEAPOLIS	MN	9.17%
Fidelity Advisor Semiconductors Fund – Class A	AMERIPRISE FINANCIAL SERVICES INC	MINNEAPOLIS	MN	8.59%
Fidelity Advisor Semiconductors Fund – Class A	PFS INVESTMENTS INC	KING OF PRUSSIA	PA	8.21%
Fidelity Advisor Semiconductors Fund – Class A	CHARLES SCHWAB & CO INC	SAN FRANCISCO	CA	6.13%
Fidelity Advisor Semiconductors Fund – Class A	WELLS FARGO CLEARING SERVICES LLC	SAINT LOUIS	MO	5.51%
Fidelity Advisor Semiconductors Fund – Class C	PERSHING LLC	JERSEY CITY	NJ	13.66%
Fidelity Advisor Semiconductors Fund – Class C	WELLS FARGO CLEARING SERVICES LLC	SAINT LOUIS	MO	12.28%
Fidelity Advisor Semiconductors Fund – Class C	AMERIPRISE FINANCIAL SERVICES INC	MINNEAPOLIS	MN	12.27%
Fidelity Advisor Semiconductors Fund – Class C	LPL FINANCIAL LLC	SAN DIEGO	CA	7.49%
Fidelity Advisor Semiconductors Fund – Class C	RAYMOND JAMES & ASSOCIATES INC	SAINT PETERSBURG	FL	6.45%

FIDELITY ADVISOR SERIES VII

Class Name	Owner Name	City	State	Ownership%
Fidelity Advisor Semiconductors Fund – Class I	AMERIPRISE FINANCIAL SERVICES INC	MINNEAPOLIS	MN	25.30%
Fidelity Advisor Semiconductors Fund – Class I	LPL FINANCIAL LLC	SAN DIEGO	CA	21.44%
Fidelity Advisor Semiconductors Fund – Class I	PERSHING LLC	JERSEY CITY	NJ	14.93%
Fidelity Advisor Semiconductors Fund – Class I	WELLS FARGO CLEARING SERVICES LLC	SAINT LOUIS	MO	9.04%
Fidelity Advisor Semiconductors Fund – Class I	UBS FINANCIAL SERVICES INC	WEEHAWKEN	NJ	7.25%
Fidelity Advisor Semiconductors Fund – Class I	CHARLES SCHWAB & CO INC	SAN FRANCISCO	CA	6.25%
Fidelity Advisor Semiconductors Fund – Class M	SAMMONS FINANCIAL NETWORK LLC	WEST DES MOINES	IA	6.24%
Fidelity Advisor Semiconductors Fund – Class M	PERSHING LLC	JERSEY CITY	NJ	6.23%
Fidelity Advisor Semiconductors Fund – Class Z	PERSHING LLC	JERSEY CITY	NJ	9.18%
Fidelity Advisor Semiconductors Fund – Class Z	LINCOLN INVESTMENT PLANNING LLC	FORT WASHINGTON	PA	5.84%
Fidelity Advisor Semiconductors Fund – Class Z	EMPOWER ANNUITY INSURANCE COMPANY	GREENWOOD VILLAGE	CO	5.02%
Fidelity Advisor Technology Fund – Class A	PERSHING LLC	JERSEY CITY	NJ	12.26%
Fidelity Advisor Technology Fund – Class A	WELLS FARGO CLEARING SERVICES LLC	SAINT LOUIS	MO	6.74%
Fidelity Advisor Technology Fund – Class A	AMERIPRISE FINANCIAL SERVICES INC	MINNEAPOLIS	MN	6.36%
Fidelity Advisor Technology Fund – Class C	WELLS FARGO CLEARING SERVICES LLC	SAINT LOUIS	MO	14.32%
Fidelity Advisor Technology Fund – Class C	PERSHING LLC	JERSEY CITY	NJ	13.02%
Fidelity Advisor Technology Fund – Class C	AMERIPRISE FINANCIAL SERVICES INC	MINNEAPOLIS	MN	10.89%
Fidelity Advisor Technology Fund – Class C	RAYMOND JAMES & ASSOCIATES INC	SAINT PETERSBURG	FL	8.64%
Fidelity Advisor Technology Fund – Class C	LPL FINANCIAL LLC	SAN DIEGO	CA	8.13%
Fidelity Advisor Technology Fund – Class I	LPL FINANCIAL LLC	SAN DIEGO	CA	16.46%
Fidelity Advisor Technology Fund – Class I	AMERIPRISE FINANCIAL SERVICES INC	MINNEAPOLIS	MN	12.59%
Fidelity Advisor Technology Fund – Class I				
Fidelity Advisor Technology Fund – Class I	PERSHING LLC	JERSEY CITY	NJ	11.85%
Fidelity Advisor Technology Fund – Class I	WELLS FARGO CLEARING SERVICES LLC	SAINT LOUIS	MO	5.24%
Fidelity Advisor Technology Fund – Class M	SAMMONS FINANCIAL NETWORK LLC	WEST DES MOINES	IA	9.77%
Fidelity Advisor Technology Fund – Class M	PERSHING LLC	JERSEY CITY	NJ	5.66%
Fidelity Advisor Technology Fund – Class Z	PFG FIDELITY INSTITUTIONAL AM EQUITY SECTOR STRATEGY FUND	BELLEVUE	WA	14.91%
Fidelity Advisor Technology Fund – Class Z	PRINCIPAL SECURITIES INC	DES MOINES	IA	8.14%
Fidelity Advisor Technology Fund – Class Z	EMPOWER ANNUITY INSURANCE COMPANY	GREENWOOD VILLAGE	CO	6.70%
Fidelity Advisor Utilities Fund – Class A	PERSHING LLC	JERSEY CITY	NJ	14.75%
Fidelity Advisor Utilities Fund – Class A	AMERIPRISE FINANCIAL SERVICES INC	MINNEAPOLIS	MN	7.19%
Fidelity Advisor Utilities Fund – Class A	LPL FINANCIAL LLC	SAN DIEGO	CA	5.86%
Fidelity Advisor Utilities Fund – Class C	PERSHING LLC	JERSEY CITY	NJ	21.89%
Fidelity Advisor Utilities Fund – Class C	AMERIPRISE FINANCIAL SERVICES INC	MINNEAPOLIS	MN	12.20%
Fidelity Advisor Utilities Fund – Class C				
Fidelity Advisor Utilities Fund – Class C	RAYMOND JAMES & ASSOCIATES INC	SAINT PETERSBURG	FL	8.78%
Fidelity Advisor Utilities Fund – Class C	LPL FINANCIAL LLC	SAN DIEGO	CA	8.20%

FIDELITY ADVISOR SERIES VII

Class Name	Owner Name	City	State	Ownership%
Fidelity Advisor Utilities Fund – Class C	WELLS FARGO CLEARING SERVICES LLC	SAINT LOUIS	MO	8.15%
Fidelity Advisor Utilities Fund – Class I	LPL FINANCIAL LLC	SAN DIEGO	CA	19.43%
Fidelity Advisor Utilities Fund – Class I	AMERIPRISE FINANCIAL SERVICES INC	MINNEAPOLIS	MN	16.59%
Fidelity Advisor Utilities Fund – Class I	PERSHING LLC	JERSEY CITY	NJ	10.90%
Fidelity Advisor Utilities Fund – Class I	WELLS FARGO CLEARING SERVICES LLC	SAINT LOUIS	MO	8.92%
Fidelity Advisor Utilities Fund – Class I	EMPOWER ANNUITY INSURANCE COMPANY	GREENWOOD VILLAGE	CO	8.08%
Fidelity Advisor Utilities Fund – Class I	RAYMOND JAMES & ASSOCIATES INC	SAINT PETERSBURG	FL	5.76%
Fidelity Advisor Utilities Fund – Class I	CHARLES SCHWAB & CO INC	SAN FRANCISCO	CA	5.03%
Fidelity Advisor Utilities Fund – Class M	PERSHING LLC	JERSEY CITY	NJ	8.50%
Fidelity Advisor Utilities Fund – Class Z	CHARLES SCHWAB & CO INC	SAN FRANCISCO	CA	8.45%

FIDELITY ADVISOR SERIES VIII

Class Name	Owner Name	City	State	Ownership%
Fidelity Advisor Diversified International Fund – Class A	AMERIPRISE FINANCIAL SERVICES INC	MINNEAPOLIS	MN	10.43%
Fidelity Advisor Diversified International Fund – Class A	PERSHING LLC	JERSEY CITY	NJ	7.52%
Fidelity Advisor Diversified International Fund – Class A	MORGAN STANLEY SMITH BARNEY	NEW YORK	NY	6.77%
Fidelity Advisor Diversified International Fund – Class A	MERRILL LYNCH PIERCE FENNER SMITH INC	JACKSONVILLE	FL	6.14%
Fidelity Advisor Diversified International Fund – Class A	WELLS FARGO CLEARING SERVICES LLC	SAINT LOUIS	MO	5.39%
Fidelity Advisor Diversified International Fund – Class C	PERSHING LLC	JERSEY CITY	NJ	10.16%
Fidelity Advisor Diversified International Fund – Class C	AMERIPRISE FINANCIAL SERVICES INC	MINNEAPOLIS	MN	5.48%
Fidelity Advisor Diversified International Fund – Class C	UBS FINANCIAL SERVICES INC	WEEHAWKEN	NJ	5.18%
Fidelity Advisor Diversified International Fund – Class I	NEW HAMPSHIRE HIGHER EDUCATION SAVINGS PLAN TRUST	MERRIMACK	NH	16.85%
Fidelity Advisor Diversified International Fund – Class I	CHARLES SCHWAB & CO INC	SAN FRANCISCO	CA	8.86%
Fidelity Advisor Diversified International Fund – Class I	PERSHING LLC	JERSEY CITY	NJ	7.64%
Fidelity Advisor Diversified International Fund – Class I	AMERIPRISE FINANCIAL SERVICES INC	MINNEAPOLIS	MN	7.10%
Fidelity Advisor Diversified International Fund – Class M	PERSHING LLC	JERSEY CITY	NJ	6.08%
Fidelity Advisor Diversified International Fund – Class Z	MSCS FINANCIAL SERVICES DIVISION	PHOENIX	CO	35.54%
Fidelity Advisor Diversified International Fund – Class Z	EMPOWER ANNUITY INSURANCE COMPANY	GREENWOOD VILLAGE	CO	10.57%
Fidelity Advisor Diversified International Fund – Class Z	NORTHERN TRUST COMPANY	CHICAGO	IL	6.75%
Fidelity Advisor Emerging Asia Fund – Class A	PERSHING LLC	JERSEY CITY	NJ	8.44%
Fidelity Advisor Emerging Asia Fund – Class A	CHARLES SCHWAB & CO INC	SAN FRANCISCO	CA	7.92%
Fidelity Advisor Emerging Asia Fund – Class A	MORGAN STANLEY SMITH BARNEY	NEW YORK	NY	7.73%

FIDELITY ADVISOR SERIES VIII

Class Name	Owner Name	City	State	Ownership%
Fidelity Advisor Emerging Asia Fund – Class A	WELLS FARGO CLEARING SERVICES LLC	SAINT LOUIS	MO	6.49%
Fidelity Advisor Emerging Asia Fund – Class C	MORGAN STANLEY SMITH BARNEY	NEW YORK	NY	16.04%
Fidelity Advisor Emerging Asia Fund – Class C	AMERIPRISE FINANCIAL SERVICES INC	MINNEAPOLIS	MN	11.02%
Fidelity Advisor Emerging Asia Fund – Class C	PERSHING LLC	JERSEY CITY	NJ	8.03%
Fidelity Advisor Emerging Asia Fund – Class C	LPL FINANCIAL LLC	SAN DIEGO	CA	6.76%
Fidelity Advisor Emerging Asia Fund – Class C	WELLS FARGO CLEARING SERVICES LLC	SAINT LOUIS	MO	6.45%
Fidelity Advisor Emerging Asia Fund – Class I	MORGAN STANLEY SMITH BARNEY	NEW YORK	NY	19.34%
Fidelity Advisor Emerging Asia Fund – Class I	CHARLES SCHWAB & CO INC	SAN FRANCISCO	CA	11.89%
Fidelity Advisor Emerging Asia Fund – Class I	AMERIPRISE FINANCIAL SERVICES INC	MINNEAPOLIS	MN	11.61%
Fidelity Advisor Emerging Asia Fund – Class I	PERSHING LLC	JERSEY CITY	NJ	10.83%
Fidelity Advisor Emerging Asia Fund – Class I	LPL FINANCIAL LLC	SAN DIEGO	CA	9.46%
Fidelity Advisor Emerging Asia Fund – Class I	WELLS FARGO CLEARING SERVICES LLC	SAINT LOUIS	MO	7.30%
Fidelity Advisor Emerging Asia Fund – Class I	MERRILL LYNCH PIERCE FENNER SMITH INC	JACKSONVILLE	FL	6.73%
Fidelity Advisor Emerging Asia Fund – Class M	PERSHING LLC	JERSEY CITY	NJ	5.72%
Fidelity Advisor Emerging Asia Fund – Class M	SAMMONS FINANCIAL NETWORK LLC	WEST DES MOINES	IA	5.27%
Fidelity Advisor Emerging Asia Fund – Class Z	CHARLES SCHWAB & CO INC	SAN FRANCISCO	CA	8.87%
Fidelity Advisor Focused Emerging Markets Fund – Class A	CHARLES SCHWAB & CO INC	SAN FRANCISCO	CA	20.59%
Fidelity Advisor Focused Emerging Markets Fund – Class A	PERSHING LLC	JERSEY CITY	NJ	8.65%
Fidelity Advisor Focused Emerging Markets Fund – Class A	AMERIPRISE FINANCIAL SERVICES INC	MINNEAPOLIS	MN	7.45%
Fidelity Advisor Focused Emerging Markets Fund – Class A	MORGAN STANLEY SMITH BARNEY	NEW YORK	NY	5.54%
Fidelity Advisor Focused Emerging Markets Fund – Class C	MORGAN STANLEY SMITH BARNEY	NEW YORK	NY	21.26%
Fidelity Advisor Focused Emerging Markets Fund – Class C	WELLS FARGO CLEARING SERVICES LLC	SAINT LOUIS	MO	11.69%
Fidelity Advisor Focused Emerging Markets Fund – Class C	AMERIPRISE FINANCIAL SERVICES INC	MINNEAPOLIS	MN	9.36%
Fidelity Advisor Focused Emerging Markets Fund – Class C	LPL FINANCIAL LLC	SAN DIEGO	CA	6.87%
Fidelity Advisor Focused Emerging Markets Fund – Class C	PERSHING LLC	JERSEY CITY	NJ	5.87%
Fidelity Advisor Focused Emerging Markets Fund – Class I	PERSHING LLC	JERSEY CITY	NJ	46.18%
Fidelity Advisor Focused Emerging Markets Fund – Class I	AMERIPRISE FINANCIAL SERVICES INC	MINNEAPOLIS	MN	9.05%
Fidelity Advisor Focused Emerging Markets Fund – Class I	MORGAN STANLEY SMITH BARNEY	NEW YORK	NY	5.56%
Fidelity Advisor Focused Emerging Markets Fund – Class I	THE NORTHERN TRUST COMPANY	CHICAGO	IL	5.38%
Fidelity Advisor Focused Emerging Markets Fund – Class M	PERSHING LLC	JERSEY CITY	NJ	5.42%
Fidelity Advisor Focused Emerging Markets Fund – Class Z	LINCOLN INVESTMENT PLANNING LLC	FORT WASHINGTON	PA	6.78%

FIDELITY ADVISOR SERIES VIII

Class Name	Owner Name	City	State	Ownership%
Fidelity Advisor Global Capital Appreciation Fund – Class A	AMERIPRISE FINANCIAL SERVICES INC	MINNEAPOLIS	MN	10.02%
Fidelity Advisor Global Capital Appreciation Fund – Class A	PERSHING LLC	JERSEY CITY	NJ	9.55%
Fidelity Advisor Global Capital Appreciation Fund – Class A	LPL FINANCIAL LLC	SAN DIEGO	CA	5.22%
Fidelity Advisor Global Capital Appreciation Fund – Class C	PERSHING LLC	JERSEY CITY	NJ	6.89%
Fidelity Advisor Global Capital Appreciation Fund – Class C	LPL FINANCIAL LLC	SAN DIEGO	CA	6.79%
Fidelity Advisor Global Capital Appreciation Fund – Class I	ALLEN	WESTON	MA	18.43%
Fidelity Advisor Global Capital Appreciation Fund – Class I	BOWER	MILTON	MA	14.45%
Fidelity Advisor Global Capital Appreciation Fund – Class I	STIFEL NICOLAUS & CO INC	SAINT LOUIS	MO	13.27%
Fidelity Advisor Global Capital Appreciation Fund – Class I	PERSHING LLC	JERSEY CITY	NJ	6.95%
Fidelity Advisor Global Capital Appreciation Fund – Class I	AMERIPRISE FINANCIAL SERVICES INC	MINNEAPOLIS	MN	6.44%
Fidelity Advisor Global Capital Appreciation Fund – Class M	PERSHING LLC	JERSEY CITY	NJ	6.30%
Fidelity Advisor Global Equity Income Fund – Class A	LPL FINANCIAL LLC	SAN DIEGO	CA	12.46
Fidelity Advisor Global Equity Income Fund – Class A	PERSHING LLC	JERSEY CITY	NJ	10.13%
Fidelity Advisor Global Equity Income Fund – Class A	USI SECURITIES INC	PHOENIX	AZ	10.10%
Fidelity Advisor Global Equity Income Fund – Class C	PERSHING LLC	JERSEY CITY	NJ	13.07%
Fidelity Advisor Global Equity Income Fund – Class C	AMERICAN PORTFOLIOS FINANCIAL	KNOXVILLE	TN	6.49%
Fidelity Advisor Global Equity Income Fund – Class I	LPL FINANCIAL LLC	SAN DIEGO	CA	36.08%
Fidelity Advisor Global Equity Income Fund – Class I	STIFEL NICOLAUS & CO INC	SAINT LOUIS	MO	27.94%
Fidelity Advisor Global Equity Income Fund – Class I	PERSHING LLC	JERSEY CITY	NJ	6.02%
Fidelity Advisor Global Equity Income Fund – Class I	CHARLES SCHWAB & CO INC	SAN FRANCISCO	CA	5.07%
Fidelity Advisor Global Equity Income Fund – Class M	PERSHING LLC	JERSEY CITY	NJ	21.58%
Fidelity Advisor Global Equity Income Fund – Class M	TITLEIST CAPITAL LLC	FARGO	ND	5.68%
Fidelity Advisor Global Equity Income Fund – Class Z	EMPOWER ANNUITY INSURANCE COMPANY	GREENWOOD VILLAGE	CO	12.94%
Fidelity Advisor Global Equity Income Fund – Class Z	EMPOWER ANNUITY INSURANCE COMPANY	GREENWOOD VILLAGE	CO	5.70%
Fidelity Advisor International Capital Appreciation Fund – Class A	PERSHING LLC	JERSEY CITY	NJ	13.06%
Fidelity Advisor International Capital Appreciation Fund – Class A	CHARLES SCHWAB & CO INC	SAN FRANCISCO	CA	9.80%
Fidelity Advisor International Capital Appreciation Fund – Class A	AMERIPRISE FINANCIAL SERVICES INC	MINNEAPOLIS	MN	8.74%

FIDELITY ADVISOR SERIES VIII

Class Name	Owner Name	City	State	Ownership%
Fidelity Advisor International Capital Appreciation Fund – Class A	EDWARD D JONES & CO	MARYLAND HEIGHTS	MO	7.76%
Fidelity Advisor International Capital Appreciation Fund – Class A	LPL FINANCIAL LLC	SAN DIEGO	CA	5.17%
Fidelity Advisor International Capital Appreciation Fund – Class C	AMERIPRISE FINANCIAL SERVICES INC	MINNEAPOLIS	MN	14.85%
Fidelity Advisor International Capital Appreciation Fund – Class C	MORGAN STANLEY SMITH BARNEY	NEW YORK	NY	13.26%
Fidelity Advisor International Capital Appreciation Fund – Class C	WELLS FARGO CLEARING SERVICES LLC	SAINT LOUIS	MO	11.94%
Fidelity Advisor International Capital Appreciation Fund – Class C	PERSHING LLC	JERSEY CITY	NJ	8.67%
Fidelity Advisor International Capital Appreciation Fund – Class C	RAYMOND JAMES & ASSOCIATES INC	SAINT PETERSBURG	FL	6.85%
Fidelity Advisor International Capital Appreciation Fund – Class C	LPL FINANCIAL LLC	SAN DIEGO	CA	6.07%
Fidelity Advisor International Capital Appreciation Fund – Class C	MERRILL LYNCH PIERCE FENNER SMITH INC	JACKSONVILLE	FL	5.10%
Fidelity Advisor International Capital Appreciation Fund – Class I	AMERIPRISE FINANCIAL SERVICES INC	MINNEAPOLIS	MN	19.51%
Fidelity Advisor International Capital Appreciation Fund – Class I	MERRILL LYNCH PIERCE FENNER SMITH INC	JACKSONVILLE	FL	16.76%
Fidelity Advisor International Capital Appreciation Fund – Class I	PERSHING LLC	JERSEY CITY	NJ	13.71%
Fidelity Advisor International Capital Appreciation Fund – Class I	LPL FINANCIAL LLC	SAN DIEGO	CA	10.45%
Fidelity Advisor International Capital Appreciation Fund – Class I	MORGAN STANLEY SMITH BARNEY	NEW YORK	NY	8.08%
Fidelity Advisor International Capital Appreciation Fund – Class I	CHARLES SCHWAB & CO INC	SAN FRANCISCO	CA	5.37%
Fidelity Advisor International Capital Appreciation Fund – Class M	SECURITY BENEFIT GROUP	TOPEKA	KS	35.21%
Fidelity Advisor International Capital Appreciation Fund – Class M	SAMMONS FINANCIAL NETWORK LLC	WEST DES MOINES	IA	8.45%
Fidelity Advisor Overseas Fund – Class A	MORGAN STANLEY SMITH BARNEY	NEW YORK	NY	10.81%
Fidelity Advisor Overseas Fund – Class A	AMERIPRISE FINANCIAL SERVICES INC	MINNEAPOLIS	MN	6.79%
Fidelity Advisor Overseas Fund – Class A	PERSHING LLC	JERSEY CITY	NJ	6.03%
Fidelity Advisor Overseas Fund – Class A	MERRILL LYNCH PIERCE FENNER SMITH INC	JACKSONVILLE	FL	5.12%
Fidelity Advisor Overseas Fund – Class C	AMERIPRISE FINANCIAL SERVICES INC	MINNEAPOLIS	MN	10.10%
Fidelity Advisor Overseas Fund – Class I	LPL FINANCIAL LLC	SAN DIEGO	CA	14.26%
Fidelity Advisor Overseas Fund – Class I	AMERIPRISE FINANCIAL SERVICES INC	MINNEAPOLIS	MN	7.87%
Fidelity Advisor Overseas Fund – Class I	NATIONWIDE LIFE INSURANCE COMPANY	COLUMBUS	OH	5.89%
Fidelity Advisor Overseas Fund – Class M	PAYCHEX SECURITIES CORP	WEST HENRIETTA	NY	57.71%
Fidelity Advisor Overseas Fund – Class Z	MSCS FINANCIAL SERVICES DIVISION	ANN ARBOR	MI	54.95%
Fidelity Advisor Overseas Fund – Class Z	RELIANCE TRUST COMPANY	MILWAUKEE	WI	9.50%
Fidelity Advisor Value Leaders Fund – Class A	PERSHING LLC	JERSEY CITY	NJ	12.59%
Fidelity Advisor Value Leaders Fund – Class A	LPL FINANCIAL LLC	SAN DIEGO	CA	9.30%

FIDELITY ADVISOR SERIES VIII

Class Name	Owner Name	City	State	Ownership%
Fidelity Advisor Value Leaders Fund – Class A	WELLS FARGO CLEARING SERVICES LLC	SAINT LOUIS	MO	6.92%
Fidelity Advisor Value Leaders Fund – Class C	STIFEL NICOLAUS & CO INC	SAINT LOUIS	MO	11.20%
Fidelity Advisor Value Leaders Fund – Class C	PERSHING LLC	JERSEY CITY	NJ	6.91%
Fidelity Advisor Value Leaders Fund – Class C	RAYMOND JAMES & ASSOCIATES INC	SAINT PETERSBURG	FL	5.65%
Fidelity Advisor Value Leaders Fund – Class I	PERSHING LLC	JERSEY CITY	NJ	41.37%
Fidelity Advisor Value Leaders Fund – Class I	LPL FINANCIAL LLC	SAN DIEGO	CA	13.45%
Fidelity Advisor Value Leaders Fund – Class I	RBC WEALTH MANAGEMENT	MINNEAPOLIS	MN	9.48%
Fidelity Advisor Value Leaders Fund – Class I	TRACT RADIOLOGY INC 401K PLAN	EUREKA SPRINGS	AR	7.32%
Fidelity Advisor Value Leaders Fund – Class I	RAYMOND JAMES & ASSOCIATES INC	SAINT PETERSBURG	FL	7.32%
Fidelity Advisor Value Leaders Fund – Class I	CHARLES SCHWAB & CO INC	SAN FRANCISCO	CA	5.02%
Fidelity Advisor Value Leaders Fund – Class M	PERSHING LLC	JERSEY CITY	NJ	7.73%

FIDELITY CAPITAL TRUST

Class Name	Owner Name	City	State	Ownership%
Fidelity Advisor Stock Selector All Cap Fund – Class A	PERSHING LLC	JERSEY CITY	NJ	8.25%
Fidelity Advisor Stock Selector All Cap Fund – Class A	WELLS FARGO CLEARING SERVICES LLC	SAINT LOUIS	MO	6.27%
Fidelity Advisor Stock Selector All Cap Fund – Class A	AMERIPRISE FINANCIAL SERVICES INC	MINNEAPOLIS	MN	5.87%
Fidelity Advisor Stock Selector All Cap Fund – Class C	RAYMOND JAMES & ASSOCIATES INC	SAINT PETERSBURG	FL	6.58%
Fidelity Advisor Stock Selector All Cap Fund – Class C	AMERIPRISE FINANCIAL SERVICES INC	MINNEAPOLIS	MN	5.70%
Fidelity Advisor Stock Selector All Cap Fund – Class C	LPL FINANCIAL LLC	SAN DIEGO	CA	5.66%
Fidelity Advisor Stock Selector All Cap Fund – Class C	PERSHING LLC	JERSEY CITY	NJ	5.25%
Fidelity Advisor Stock Selector All Cap Fund – Class I	AMERIPRISE FINANCIAL SERVICES INC	MINNEAPOLIS	MN	17.60%
Fidelity Advisor Stock Selector All Cap Fund – Class I	PERSHING LLC	JERSEY CITY	NJ	13.39%
Fidelity Advisor Stock Selector All Cap Fund – Class I	CHARLES SCHWAB & CO INC	SAN FRANCISCO	CA	9.20%
Fidelity Advisor Stock Selector All Cap Fund – Class I	LPL FINANCIAL LLC	SAN DIEGO	CA	7.04%
Fidelity Advisor Stock Selector All Cap Fund – Class I	WELLS FARGO CLEARING SERVICES LLC	SAINT LOUIS	MO	5.89%
Fidelity Advisor Stock Selector All Cap Fund – Class M	PERSHING LLC	JERSEY CITY	NJ	7.22%
Fidelity Advisor Stock Selector All Cap Fund – Class Z	FIDELITY CHARITABLE GIFT FUND – U.S. EQUITY POOL	BOSTON	MA	99.10%
Fidelity Advisor Stock Selector Small Cap Fund – Class A	PERSHING LLC	JERSEY CITY	NJ	26.54%
Fidelity Advisor Stock Selector Small Cap Fund – Class A	AMERIPRISE FINANCIAL SERVICES INC	MINNEAPOLIS	MN	9.36%
Fidelity Advisor Stock Selector Small Cap Fund – Class A	CHARLES SCHWAB & CO INC	SAN FRANCISCO	CA	8.28%
Fidelity Advisor Stock Selector Small Cap Fund – Class A	LPL FINANCIAL LLC	SAN DIEGO	CA	5.12%
Fidelity Advisor Stock Selector Small Cap Fund – Class C	PERSHING LLC	JERSEY CITY	NJ	16.54%

FIDELITY CAPITAL TRUST

Class Name	Owner Name	City	State	Ownership%
Fidelity Advisor Stock Selector Small Cap Fund – Class C	WELLS FARGO CLEARING SERVICES LLC	SAINT LOUIS	MO	13.13%
Fidelity Advisor Stock Selector Small Cap Fund – Class C	AMERIPRISE FINANCIAL SERVICES INC	MINNEAPOLIS	MN	10.79%
Fidelity Advisor Stock Selector Small Cap Fund – Class C	LPL FINANCIAL LLC	SAN DIEGO	CA	9.84%
Fidelity Advisor Stock Selector Small Cap Fund – Class C	RAYMOND JAMES & ASSOCIATES INC	SAINT PETERSBURG	FL	8.07%
Fidelity Advisor Stock Selector Small Cap Fund – Class I	AMERIPRISE FINANCIAL SERVICES INC	MINNEAPOLIS	MN	23.54%
Fidelity Advisor Stock Selector Small Cap Fund – Class I	PERSHING LLC	JERSEY CITY	NJ	20.75%
Fidelity Advisor Stock Selector Small Cap Fund – Class I	LPL FINANCIAL LLC	SAN DIEGO	CA	16.00%
Fidelity Advisor Stock Selector Small Cap Fund – Class I	RAYMOND JAMES & ASSOCIATES INC	SAINT PETERSBURG	FL	7.59%
Fidelity Advisor Stock Selector Small Cap Fund – Class I	CHARLES SCHWAB & CO INC	SAN FRANCISCO	CA	7.07%
Fidelity Advisor Stock Selector Small Cap Fund – Class M	LPL FINANCIAL LLC	SAN DIEGO	CA	11.90%
Fidelity Advisor Stock Selector Small Cap Fund – Class M	PERSHING LLC	JERSEY CITY	NJ	9.37%
Fidelity Advisor Stock Selector Small Cap Fund – Class Z	PERSHING LLC	JERSEY CITY	NJ	6.58%

FIDELITY COMMONWEALTH TRUST

Class Name	Owner Name	City	State	Ownership%
Fidelity Nasdaq Composite Index ETF	NATIONAL FINANCIAL SERVICES LLC	NEW YORK	NY	66.19%
Fidelity Nasdaq Composite Index ETF	CHARLES SCHWAB & CO., INC.	SAN FRANCISCO	CA	12.55%

FIDELITY CONCORD STREET TRUST

Class Name	Owner Name	City	State	Ownership%
Fidelity 500 Index Fund	J P MORGAN SECURITIES INC	BROOKLYN	NY	10.85%
Fidelity Extended Market Index Fund	STRATEGIC ADVISERS FIDELITY U.S. TOTAL STOCK FUND	BOSTON	MA	7.54%
Fidelity Founders Fund*	DANOFF	WESTON	MA	10.08%
Fidelity Advisor Founders Fund – Class A	LPL FINANCIAL LLC	SAN DIEGO	CA	12.82%
Fidelity Advisor Founders Fund – Class A	PERSHING LLC	JERSEY CITY	NJ	11.61%
Fidelity Advisor Founders Fund – Class A	AMERIPRISE FINANCIAL SERVICES INC	MINNEAPOLIS	MN	9.27%
Fidelity Advisor Founders Fund – Class C	PERSHING LLC	JERSEY CITY	NJ	6.61%
Fidelity Advisor Founders Fund – Class I	AMERIPRISE FINANCIAL SERVICES INC	MINNEAPOLIS	MN	32.87%
Fidelity Advisor Founders Fund – Class I	THUMB BANK & TRUST	PIGEON	MI	13.01%
Fidelity Advisor Founders Fund – Class I	LPL FINANCIAL LLC	SAN DIEGO	CA	11.89%
Fidelity Advisor Founders Fund – Class I	MSCS FINANCIAL SERVICES DIVISION	PIGEON	MI	11.03%
Fidelity Advisor Founders Fund – Class I	PERSHING LLC	JERSEY CITY	NJ	7.15%
Fidelity Advisor Founders Fund – Class M	LPL FINANCIAL LLC	SAN DIEGO	CA	10.93%
Fidelity Advisor Founders Fund – Class M	PERSHING LLC	JERSEY CITY	NJ	6.59%
Fidelity Advisor Founders Fund – Class Z	MSCS FINANCIAL SERVICES DIVISION	PIGEON	MI	12.33%
Fidelity International Index Fund	J P MORGAN SECURITIES INC	BROOKLYN	NY	11.62%

FIDELITY CONCORD STREET TRUST

Class Name	Owner Name	City	State	Ownership%
Fidelity Large Cap Stock Fund	FIDELITY NON-PROFIT MGMT FNMTN	BOSTON	MA	5.07%
Fidelity SAI International Small Cap Index Fund	STRATEGIC ADVISERS INTERNATIONAL FUND	BOSTON	MA	13.33%
Fidelity SAI Japan Stock Index Fund	STRATEGIC ADVISERS FIDELITY INTERNATIONAL FUND	BOSTON	MA	13.25%
Fidelity Total Market Index Fund	CGF INDEX POOL	MERRIMACK	NH	7.65%

FIDELITY CONTRAFUND

Class Name	Owner Name	City	State	Ownership%
Fidelity Advisor New Insights Fund – Class A	AMERIPRISE FINANCIAL SERVICES INC	MINNEAPOLIS	MN	10.14%
Fidelity Advisor New Insights Fund – Class A	PERSHING LLC	JERSEY CITY	NJ	9.05%
Fidelity Advisor New Insights Fund – Class A	MORGAN STANLEY SMITH BARNEY	NEW YORK	NY	7.73%
Fidelity Advisor New Insights Fund – Class A	WELLS FARGO CLEARING SERVICES LLC	SAINT LOUIS	MO	5.60%
Fidelity Advisor New Insights Fund – Class A	LPL FINANCIAL LLC	SAN DIEGO	CA	5.02%
Fidelity Advisor New Insights Fund – Class C	AMERIPRISE FINANCIAL SERVICES INC	MINNEAPOLIS	MN	13.91%
Fidelity Advisor New Insights Fund – Class C	PERSHING LLC	JERSEY CITY	NJ	11.53%
Fidelity Advisor New Insights Fund – Class C	WELLS FARGO CLEARING SERVICES LLC	SAINT LOUIS	MO	8.44%
Fidelity Advisor New Insights Fund – Class C	RAYMOND JAMES & ASSOCIATES INC	SAINT PETERSBURG	FL	8.30%
Fidelity Advisor New Insights Fund – Class C	LPL FINANCIAL LLC	SAN DIEGO	CA	8.25%
Fidelity Advisor New Insights Fund – Class I	PERSHING LLC	JERSEY CITY	NJ	25.16%
Fidelity Advisor New Insights Fund – Class I	AMERIPRISE FINANCIAL SERVICES INC	MINNEAPOLIS	MN	14.07%
Fidelity Advisor New Insights Fund – Class I	MORGAN STANLEY SMITH BARNEY	NEW YORK	NY	6.78%
Fidelity Advisor New Insights Fund – Class I	LPL FINANCIAL LLC	SAN DIEGO	CA	5.44%
Fidelity Advisor New Insights Fund – Class I	CHARLES SCHWAB & CO INC	SAN FRANCISCO	CA	5.35%
Fidelity Advisor New Insights Fund – Class I	MERRILL LYNCH PIERCE FENNER SMITH INC	JACKSONVILLE	FL	5.01%
Fidelity Advisor New Insights Fund – Class M	VOYA RETIREMENT INSURANCE AND ANNUITY CO	WINDSOR	MA	10.34%
Fidelity Advisor New Insights Fund – Class M	PERSHING LLC	JERSEY CITY	NJ	6.72%
Fidelity Advisor New Insights Fund – Class M	LPL FINANCIAL LLC	SAN DIEGO	CA	6.22%
Fidelity Advisor New Insights Fund – Class M	PAYCHEX SECURITIES CORP	WEST HENRIETTA	NY	5.24%
Fidelity Advisor New Insights Fund – Class Z	CHARLES SCHWAB & CO INC	SAN FRANCISCO	CA	11.22%
Fidelity Advisor New Insights Fund – Class Z	PERSHING LLC	JERSEY CITY	NJ	5.85%

FIDELITY COVINGTON TRUST

Class Name	Owner Name	City	State	Ownership%
Fidelity Blue Chip Growth ETF	NATIONAL FINANCIAL SERVICES LLC	NEW YORK	NY	75.28%
Fidelity Blue Chip Value ETF	NATIONAL FINANCIAL SERVICES LLC	NEW YORK	NY	91.35%
Fidelity Clean Energy ETF	NATIONAL FINANCIAL SERVICES LLC	NEW YORK	NY	82.42%
Fidelity Clean Energy ETF	CHARLES SCHWAB & CO., INC.	SAN FRANCISCO	CA	7.47%
Fidelity Cloud Computing ETF	NATIONAL FINANCIAL SERVICES LLC	NEW YORK	NY	68.86%
Fidelity Cloud Computing ETF	CHARLES SCHWAB & CO., INC.	SAN FRANCISCO	CA	15.77%
Fidelity Crypto Industry and Digital Payments ETF	NATIONAL FINANCIAL SERVICES LLC	NEW YORK	NY	82.03%

FIDELITY COVINGTON TRUST

Class Name	Owner Name	City	State	Ownership%
Fidelity Crypto Industry and Digital Payments ETF	CHARLES SCHWAB & CO., INC.	SAN FRANCISCO	CA	6.96%
Fidelity Digital Health ETF	NATIONAL FINANCIAL SERVICES LLC	NEW YORK	NY	73.52%
Fidelity Digital Health ETF	J.P. MORGAN SECURITIES LLC	BROOKLYN	NY	12.58%
Fidelity Digital Health ETF	CHARLES SCHWAB & CO., INC.	SAN FRANCISCO	CA	5.58%
Fidelity Disruptive Automation ETF	NATIONAL FINANCIAL SERVICES LLC	NEW YORK	NY	89.35%
Fidelity Disruptive Communications ETF	NATIONAL FINANCIAL SERVICES LLC	NEW YORK	NY	84.44%
Fidelity Disruptive Communications ETF	CHARLES SCHWAB & CO., INC.	SAN FRANCISCO	CA	9.88%
Fidelity Disruptive Finance ETF	NATIONAL FINANCIAL SERVICES LLC	NEW YORK	NY	83.30%
Fidelity Disruptive Finance ETF	J.P. MORGAN SECURITIES LLC	BROOKLYN	NY	8.67%
Fidelity Disruptive Medicine ETF	NATIONAL FINANCIAL SERVICES LLC	NEW YORK	NY	52.41%
Fidelity Disruptive Medicine ETF	CHARLES SCHWAB & CO., INC.	SAN FRANCISCO	CA	35.52%
Fidelity Disruptive Medicine ETF	PERSHING LLC	JERSEY CITY	NJ	6.13%
Fidelity Disruptive Technology ETF	NATIONAL FINANCIAL SERVICES LLC	NEW YORK	NY	78.88%
Fidelity Disruptive Technology ETF	CHARLES SCHWAB & CO., INC.	SAN FRANCISCO	CA	13.99%
Fidelity Disruptors ETF	NATIONAL FINANCIAL SERVICES LLC	NEW YORK	NY	88.84%
Fidelity Disruptors ETF	CHARLES SCHWAB & CO., INC.	SAN FRANCISCO	CA	5.90%
Fidelity Dividend ETF for Rising Rates	NATIONAL FINANCIAL SERVICES LLC	NEW YORK	NY	61.35%
Fidelity Dividend ETF for Rising Rates	CHARLES SCHWAB & CO., INC.	SAN FRANCISCO	CA	14.78%
Fidelity Dividend ETF for Rising Rates	MERRILL LYNCH	NEW YORK	NY	5.82%
Fidelity Electric Vehicles and Future Transportation ETF	NATIONAL FINANCIAL SERVICES LLC	NEW YORK	NY	78.25%
Fidelity Electric Vehicles and Future Transportation ETF	CHARLES SCHWAB & CO., INC.	SAN FRANCISCO	CA	5.82%
Fidelity Emerging Markets Multifactor ETF	NATIONAL FINANCIAL SERVICES LLC	NEW YORK	NY	76.94%
Fidelity Emerging Markets Multifactor ETF	J.P. MORGAN SECURITIES LLC	BROOKLYN	NY	9.92%
Fidelity Emerging Markets Multifactor ETF	CHARLES SCHWAB & CO., INC.	SAN FRANCISCO	CA	7.08%
Fidelity Enhanced International ETF	NATIONAL FINANCIAL SERVICES LLC	NEW YORK	NY	74.48%
Fidelity Enhanced International ETF	BNY MELLON	NEW YORK	NY	19.50%
Fidelity Enhanced Large Cap Core ETF	NATIONAL FINANCIAL SERVICES LLC	NEW YORK	NY	96.53%
Fidelity Enhanced Large Cap Growth ETF	NATIONAL FINANCIAL SERVICES LLC	NEW YORK	NY	92.24%
Fidelity Enhanced Large Cap Value ETF	NATIONAL FINANCIAL SERVICES LLC	NEW YORK	NY	94.76%
Fidelity Enhanced Mid Cap ETF	NATIONAL FINANCIAL SERVICES LLC	NEW YORK	NY	90.52%
Fidelity Enhanced Small Cap ETF	NATIONAL FINANCIAL SERVICES LLC	NEW YORK	NY	85.87%
Fidelity Enhanced Small Cap ETF	BNY MELLON	NEW YORK	NY	8.96%
Fidelity Fundamental Large Cap Core ETF	NATIONAL FINANCIAL SERVICES LLC	NEW YORK	NY	82.34%
Fidelity Fundamental Large Cap Core ETF	CHARLES SCHWAB & CO., INC.	SAN FRANCISCO	CA	10.61%
Fidelity Fundamental Large Cap Growth ETF	NATIONAL FINANCIAL SERVICES LLC	NEW YORK	NY	92.57%

FIDELITY COVINGTON TRUST

Class Name	Owner Name	City	State	Ownership%
Fidelity Fundamental Large Cap Value ETF	NATIONAL FINANCIAL SERVICES LLC	NEW YORK	NY	73.40%
Fidelity Fundamental Large Cap Value ETF	VANGUARD BROKERAGE SERVICES	MALVERN	PA	13.22%
Fidelity Fundamental Large Cap Value ETF	J.P. MORGAN SECURITIES LLC	BROOKLYN	NY	8.10%
Fidelity Fundamental Small-Mid Cap ETF	NATIONAL FINANCIAL SERVICES LLC	NEW YORK	NY	89.63%
Fidelity High Dividend ETF	NATIONAL FINANCIAL SERVICES LLC	NEW YORK	NY	67.41%
Fidelity High Dividend ETF	CHARLES SCHWAB & CO., INC.	SAN FRANCISCO	CA	8.85%
Fidelity High Dividend ETF	PERSHING LLC	JERSEY CITY	NJ	5.77%
Fidelity High Yield Factor ETF	NATIONAL FINANCIAL SERVICES LLC	NEW YORK	NY	69.88%
Fidelity High Yield Factor ETF	CHARLES SCHWAB & CO., INC.	SAN FRANCISCO	CA	17.58%
Fidelity International High Dividend ETF	NATIONAL FINANCIAL SERVICES LLC	NEW YORK	NY	73.59%
Fidelity International High Dividend ETF	CHARLES SCHWAB & CO., INC.	SAN FRANCISCO	CA	13.04%
Fidelity International Multifactor ETF	NATIONAL FINANCIAL SERVICES LLC	NEW YORK	NY	80.11%
Fidelity International Multifactor ETF	CETERA INVESTMENT SERVICES LLC	ST CLOUD	MN	8.77%
Fidelity International Value Factor ETF	NATIONAL FINANCIAL SERVICES LLC	NEW YORK	NY	85.17%
Fidelity International Value Factor ETF	CHARLES SCHWAB & CO., INC.	SAN FRANCISCO	CA	8.61%
Fidelity Low Volatility Factor ETF	NATIONAL FINANCIAL SERVICES LLC	NEW YORK	NY	78.22%
Fidelity Low Volatility Factor ETF	CHARLES SCHWAB & CO., INC.	SAN FRANCISCO	CA	8.61%
Fidelity Magellan ETF	NATIONAL FINANCIAL SERVICES LLC	NEW YORK	NY	85.09%
Fidelity Metaverse ETF	NATIONAL FINANCIAL SERVICES LLC	NEW YORK	NY	84.11%
Fidelity Metaverse ETF	CHARLES SCHWAB & CO., INC.	SAN FRANCISCO	CA	7.38%
Fidelity Momentum Factor ETF	NATIONAL FINANCIAL SERVICES LLC	NEW YORK	NY	74.70%
Fidelity Momentum Factor ETF	PERSHING LLC	JERSEY CITY	NJ	6.71%
Fidelity Momentum Factor ETF	CHARLES SCHWAB & CO., INC.	SAN FRANCISCO	CA	5.48%
Fidelity MSCI Communication Services Index ETF	NATIONAL FINANCIAL SERVICES LLC	NEW YORK	NY	41.29%
Fidelity MSCI Communication Services Index ETF	CHARLES SCHWAB & CO., INC.	SAN FRANCISCO	CA	39.52%
Fidelity MSCI Communication Services Index ETF	PERSHING LLC	JERSEY CITY	NJ	6.42%
Fidelity MSCI Consumer Discretionary Index ETF	NATIONAL FINANCIAL SERVICES LLC	NEW YORK	NY	58.63%
Fidelity MSCI Consumer Discretionary Index ETF	CHARLES SCHWAB & CO., INC.	SAN FRANCISCO	CA	25.52%
Fidelity MSCI Consumer Staples Index ETF	NATIONAL FINANCIAL SERVICES LLC	NEW YORK	NY	59.71%
Fidelity MSCI Consumer Staples Index ETF	CHARLES SCHWAB & CO., INC.	SAN FRANCISCO	CA	23.37%
Fidelity MSCI Energy Index ETF	NATIONAL FINANCIAL SERVICES LLC	NEW YORK	NY	57.75%
Fidelity MSCI Energy Index ETF	CHARLES SCHWAB & CO., INC.	SAN FRANCISCO	CA	24.81%
Fidelity MSCI Financials Index ETF	NATIONAL FINANCIAL SERVICES LLC	NEW YORK	NY	56.56%
Fidelity MSCI Financials Index ETF	CHARLES SCHWAB & CO., INC.	SAN FRANCISCO	CA	27.49%
Fidelity MSCI Health Care Index ETF	NATIONAL FINANCIAL SERVICES LLC	NEW YORK	NY	55.24%
Fidelity MSCI Health Care Index ETF	CHARLES SCHWAB & CO., INC.	SAN FRANCISCO	CA	25.96%

FIDELITY COVINGTON TRUST

Class Name	Owner Name	City	State	Ownership%
Fidelity MSCI Industrials Index ETF	NATIONAL FINANCIAL SERVICES LLC	NEW YORK	NY	62.52%
Fidelity MSCI Industrials Index ETF	CHARLES SCHWAB & CO., INC.	SAN FRANCISCO	CA	16.36%
Fidelity MSCI Industrials Index ETF	PERSHING LLC	JERSEY CITY	NJ	5.17%
Fidelity MSCI Information Technology Index ETF	NATIONAL FINANCIAL SERVICES LLC	NEW YORK	NY	62.81%
Fidelity MSCI Information Technology Index ETF	CHARLES SCHWAB & CO., INC.	SAN FRANCISCO	CA	20.83%
Fidelity MSCI Materials Index ETF	NATIONAL FINANCIAL SERVICES LLC	NEW YORK	NY	50.48%
Fidelity MSCI Materials Index ETF	CHARLES SCHWAB & CO., INC.	SAN FRANCISCO	CA	20.97%
Fidelity MSCI Materials Index ETF	BNY MELLON	NEW YORK	NY	14.31%
Fidelity MSCI Real Estate Index ETF	NATIONAL FINANCIAL SERVICES LLC	NEW YORK	NY	59.28%
Fidelity MSCI Real Estate Index ETF	CHARLES SCHWAB & CO., INC.	SAN FRANCISCO	CA	19.45%
Fidelity MSCI Real Estate Index ETF	PNC BANK, N.A.	PITTSBURGH	PA	5.43%
Fidelity MSCI Utilities Index ETF	NATIONAL FINANCIAL SERVICES LLC	NEW YORK	NY	52.87%
Fidelity MSCI Utilities Index ETF	MERRILL LYNCH	NEW YORK	NY	18.51%
Fidelity MSCI Utilities Index ETF	CHARLES SCHWAB & CO., INC.	SAN FRANCISCO	CA	13.10%
Fidelity Preferred Securities & Income ETF	NATIONAL FINANCIAL SERVICES LLC	NEW YORK	NY	79.85%
Fidelity Preferred Securities & Income ETF	CHARLES SCHWAB & CO., INC.	SAN FRANCISCO	CA	9.47%
Fidelity Quality Factor ETF	NATIONAL FINANCIAL SERVICES LLC	NEW YORK	NY	76.22%
Fidelity Quality Factor ETF	PERSHING LLC	JERSEY CITY	NJ	15.02%
Fidelity Quality Factor ETF	CHARLES SCHWAB & CO., INC.	SAN FRANCISCO	CA	5.47%
Fidelity Real Estate Investment ETF	NATIONAL FINANCIAL SERVICES LLC	NEW YORK	NY	87.85%
Fidelity Small-Mid Multifactor ETF	NATIONAL FINANCIAL SERVICES LLC	NEW YORK	NY	71.00%
Fidelity Small-Mid Multifactor ETF	CHARLES SCHWAB & CO., INC.	SAN FRANCISCO	CA	7.99%
Fidelity Small-Mid Multifactor ETF	RAYMOND JAMES & ASSOCIATES, INC.	SAINT PETERSBURG	FL	5.36%
Fidelity Stocks for Inflation ETF	NATIONAL FINANCIAL SERVICES LLC	NEW YORK	NY	64.69%
Fidelity Stocks for Inflation ETF	CHARLES SCHWAB & CO., INC.	SAN FRANCISCO	CA	12.57%
Fidelity Stocks for Inflation ETF	MORGAN STANLEY	NEW YORK	NY	6.02%
Fidelity Sustainable High Yield ETF	NATIONAL FINANCIAL SERVICES LLC	NEW YORK	NY	83.96%
Fidelity Sustainable High Yield ETF	J.P. MORGAN SECURITIES LLC	BROOKLYN	NY	5.45%
Fidelity Sustainable High Yield ETF	CHARLES SCHWAB & CO., INC.	SAN FRANCISCO	CA	5.39%
Fidelity Sustainable U.S. Equity ETF	NATIONAL FINANCIAL SERVICES LLC	NEW YORK	NY	67.54%
Fidelity Sustainable U.S. Equity ETF	BNY MELLON	NEW YORK	NY	25.10%
Fidelity U.S. Multifactor ETF	NATIONAL FINANCIAL SERVICES LLC	NEW YORK	NY	87.42%
Fidelity Value Factor ETF	NATIONAL FINANCIAL SERVICES LLC	NEW YORK	NY	67.74%
Fidelity Value Factor ETF	CHARLES SCHWAB & CO., INC.	SAN FRANCISCO	CA	15.08%
Fidelity Value Factor ETF	PERSHING LLC	JERSEY CITY	NJ	5.89%
Fidelity Women's Leadership ETF	NATIONAL FINANCIAL SERVICES LLC	NEW YORK	NY	81.98%

FIDELITY DESTINY PORTFOLIOS

Class Name	Owner Name	City	State	Ownership%
Fidelity Advisor Capital Development Fund – Class C	PERSHING LLC	JERSEY CITY	NJ	22.77%
Fidelity Advisor Capital Development Fund – Class C	AMERIPRISE FINANCIAL SERVICES INC	MINNEAPOLIS	MN	8.34%
Fidelity Advisor Capital Development Fund – Class C	RAYMOND JAMES & ASSOCIATES INC	SAINT PETERSBURG	FL	8.30%
Fidelity Advisor Capital Development Fund – Class C	WELLS FARGO CLEARING SERVICES LLC	SAINT LOUIS	MO	8.24%
Fidelity Advisor Capital Development Fund – Class C	LPL FINANCIAL LLC	SAN DIEGO	CA	5.68%
Fidelity Advisor Capital Development Fund – Class I	RAYMOND JAMES & ASSOCIATES INC	SAINT PETERSBURG	FL	20.95%
Fidelity Advisor Capital Development Fund – Class I	CHARLES SCHWAB & CO INC	SAN FRANCISCO	CA	8.80%
Fidelity Advisor Capital Development Fund – Class I	WELLS FARGO CLEARING SERVICES LLC	SAINT LOUIS	MO	7.43%
Fidelity Advisor Diversified Stock Fund – Class A	JOHN HANCOCK LIFE INSURANCE	BOSTON	MA	8.10%
Fidelity Advisor Diversified Stock Fund – Class C	RAYMOND JAMES & ASSOCIATES INC	SAINT PETERSBURG	FL	23.86%
Fidelity Advisor Diversified Stock Fund – Class C	PERSHING LLC	JERSEY CITY	NJ	7.78%
Fidelity Advisor Diversified Stock Fund – Class C	WELLS FARGO CLEARING SERVICES LLC	SAINT LOUIS	MO	5.36%
Fidelity Advisor Diversified Stock Fund – Class C	LPL FINANCIAL LLC	SAN DIEGO	CA	5.28%
Fidelity Advisor Diversified Stock Fund – Class I	AMERIPRISE FINANCIAL SERVICES INC	MINNEAPOLIS	MN	19.56%
Fidelity Advisor Diversified Stock Fund – Class I	LPL FINANCIAL LLC	SAN DIEGO	CA	16.34%
Fidelity Advisor Diversified Stock Fund – Class I	PERSHING LLC	JERSEY CITY	NJ	9.62%
Fidelity Advisor Diversified Stock Fund – Class I	MERRILL LYNCH PIERCE FENNER SMITH INC	JACKSONVILLE	FL	8.81%
Fidelity Advisor Diversified Stock Fund – Class I	CHARLES SCHWAB & CO INC	SAN FRANCISCO	CA	6.67%
Fidelity Advisor Diversified Stock Fund – Class I	MID ATLANTIC CLEARING & SETTLEMENT	PITTSBURGH	PA	6.19%
Fidelity Advisor Diversified Stock Fund – Class M	VOYA RETIREMENT INSURANCE AND ANNUITY CO	WINDSOR	MA	13.98%
Fidelity Advisor Diversified Stock Fund – Class M	ADP BROKER-DEALER INC	BOSTON	MA	7.13%
Fidelity Advisor Diversified Stock Fund – Class Z	EDWARD D JONES & CO	MARYLAND HEIGHTS	MO	19.16%
Fidelity Advisor Diversified Stock Fund – Class Z	PRINCIPAL SECURITIES INC	DES MOINES	IA	15.62%
Fidelity Advisor Diversified Stock Fund – Class Z	CHARLES SCHWAB & CO INC	SAN FRANCISCO	CA	9.72%
Fidelity Advisor Diversified Stock Fund – Class Z	MERRILL LYNCH PIERCE FENNER SMITH INC	JACKSONVILLE	FL	6.27%

FIDELITY DEVONSHIRE TRUST

Class Name	Owner Name	City	State	Ownership%
Fidelity Advisor Mid Cap Value Fund – Class A	MGH ACADEMIC ANNUITY PLAN	BOSTON	MA	5.27%
Fidelity Advisor Mid Cap Value Fund – Class A	AMERIPRISE FINANCIAL SERVICES INC	MINNEAPOLIS	MN	10.88%
Fidelity Advisor Mid Cap Value Fund – Class A	EDWARD D JONES & CO	MARYLAND HEIGHTS	MO	8.58%
Fidelity Advisor Mid Cap Value Fund – Class A	PERSHING LLC	JERSEY CITY	NJ	8.18%
Fidelity Advisor Mid Cap Value Fund – Class C	PERSHING LLC	JERSEY CITY	NJ	11.80%
Fidelity Advisor Mid Cap Value Fund – Class C	WELLS FARGO CLEARING SERVICES LLC	SAINT LOUIS	MO	6.67%
Fidelity Advisor Mid Cap Value Fund – Class C	LPL FINANCIAL LLC	SAN DIEGO	CA	6.63%

FIDELITY DEVONSHIRE TRUST

Class Name	Owner Name	City	State	Ownership%
Fidelity Advisor Mid Cap Value Fund – Class C	RAYMOND JAMES & ASSOCIATES INC	SAINT PETERSBURG	FL	6.09%
Fidelity Advisor Mid Cap Value Fund – Class C	AMERIPRISE FINANCIAL SERVICES INC	MINNEAPOLIS	MN	5.94%
Fidelity Advisor Mid Cap Value Fund – Class I	PERSHING LLC	JERSEY CITY	NJ	23.03%
Fidelity Advisor Mid Cap Value Fund – Class I	CHARLES SCHWAB & CO INC	SAN FRANCISCO	CA	14.58%
Fidelity Advisor Mid Cap Value Fund – Class I	LPL FINANCIAL LLC	SAN DIEGO	CA	13.15%
Fidelity Advisor Mid Cap Value Fund – Class I	AMERIPRISE FINANCIAL SERVICES INC	MINNEAPOLIS	MN	12.01%
Fidelity Advisor Mid Cap Value Fund – Class I	WELLS FARGO CLEARING SERVICES LLC	SAINT LOUIS	MO	5.27%
Fidelity Advisor Mid Cap Value Fund – Class M	PERSHING LLC	JERSEY CITY	NJ	7.79%
Fidelity Mid Cap Value K6 Fund	ASCENSUS BROKER DEALER SERVICES LLC	FARGO	ND	10.54%
Fidelity Advisor Stock Selector Large Cap Value Fund – Class A	PERSHING LLC	JERSEY CITY	NJ	8.25%
Fidelity Advisor Stock Selector Large Cap Value Fund – Class A	WELLS FARGO CLEARING SERVICES LLC	SAINT LOUIS	MO	6.27%
Fidelity Advisor Stock Selector Large Cap Value Fund – Class A	AMERIPRISE FINANCIAL SERVICES INC	MINNEAPOLIS	MN	5.87%
Fidelity Advisor Stock Selector Large Cap Value Fund – Class C	RAYMOND JAMES & ASSOCIATES INC	SAINT PETERSBURG	FL	6.58%
Fidelity Advisor Stock Selector Large Cap Value Fund – Class C	AMERIPRISE FINANCIAL SERVICES INC	MINNEAPOLIS	MN	5.70%
Fidelity Advisor Stock Selector Large Cap Value Fund – Class C	LPL FINANCIAL LLC	SAN DIEGO	CA	5.66%
Fidelity Advisor Stock Selector Large Cap Value Fund – Class C	PERSHING LLC	JERSEY CITY	NJ	5.25%
Fidelity Advisor Stock Selector Large Cap Value Fund – Class I	AMERIPRISE FINANCIAL SERVICES INC	MINNEAPOLIS	MN	17.60%
Fidelity Advisor Stock Selector Large Cap Value Fund – Class I	PERSHING LLC	JERSEY CITY	NJ	13.39%
Fidelity Advisor Stock Selector Large Cap Value Fund – Class I	CHARLES SCHWAB & CO INC	SAN FRANCISCO	CA	9.20%
Fidelity Advisor Stock Selector Large Cap Value Fund – Class I	LPL FINANCIAL LLC	SAN DIEGO	CA	7.04%
Fidelity Advisor Stock Selector Large Cap Value Fund – Class I	WELLS FARGO CLEARING SERVICES LLC	SAINT LOUIS	MO	5.89%
Fidelity Advisor Stock Selector Large Cap Value Fund – Class M	PERSHING LLC	JERSEY CITY	NJ	7.22%
Fidelity Advisor Stock Selector Large Cap Value Fund – Class Z	FIDELITY CHARITABLE GIFT FUND – U.S. EQUITY POOL	BOSTON	MA	99.10%

FIDELITY FINANCIAL TRUST

Class Name	Owner Name	City	State	Ownership%
Fidelity Convertible Securities Fund	CHARLES SCHWAB & CO INC	SAN FRANCISCO	CA	6.65%
Fidelity Advisor Convertible Securities Fund – Class A	PERSHING LLC	JERSEY CITY	NJ	18.70%
Fidelity Advisor Convertible Securities Fund – Class A	WELLS FARGO CLEARING SERVICES LLC	SAINT LOUIS	MO	6.55%
Fidelity Advisor Convertible Securities Fund – Class A	EDWARD D JONES & CO	MARYLAND HEIGHTS	MO	5.88%
Fidelity Advisor Convertible Securities Fund – Class A	CHARLES SCHWAB & CO INC	SAN FRANCISCO	CA	5.43%

FIDELITY FINANCIAL TRUST

Class Name	Owner Name	City	State	Ownership%
Fidelity Advisor Convertible Securities Fund – Class C	PERSHING LLC	JERSEY CITY	NJ	16.27%
Fidelity Advisor Convertible Securities Fund – Class C	RAYMOND JAMES & ASSOCIATES INC	SAINT PETERSBURG	FL	10.76%
Fidelity Advisor Convertible Securities Fund – Class C	LPL FINANCIAL LLC	SAN DIEGO	CA	10.23%
Fidelity Advisor Convertible Securities Fund – Class C	WELLS FARGO CLEARING SERVICES LLC	SAINT LOUIS	MO	7.90%
Fidelity Advisor Convertible Securities Fund – Class C	RBC WEALTH MANAGEMENT	MINNEAPOLIS	MN	5.59%
Fidelity Advisor Convertible Securities Fund – Class I	PERSHING LLC	JERSEY CITY	NJ	18.82%
Fidelity Advisor Convertible Securities Fund – Class I	LPL FINANCIAL LLC	SAN DIEGO	CA	13.94%
Fidelity Advisor Convertible Securities Fund – Class I	WELLS FARGO CLEARING SERVICES LLC	SAINT LOUIS	MO	8.80%
Fidelity Advisor Convertible Securities Fund – Class I	RAYMOND JAMES & ASSOCIATES INC	SAINT PETERSBURG	FL	8.28%
Fidelity Advisor Convertible Securities Fund – Class I	CHARLES SCHWAB & CO INC	SAN FRANCISCO	CA	5.93%
Fidelity Advisor Convertible Securities Fund – Class I	SEI INVESTMENTS DISTRIBUTION CO	OAKS	PA	5.35%
Fidelity Advisor Convertible Securities Fund – Class I	RBC WEALTH MANAGEMENT	MINNEAPOLIS	MN	5.23%
Fidelity Advisor Convertible Securities Fund – Class M	PERSHING LLC	JERSEY CITY	NJ	11.45%
Fidelity Advisor Convertible Securities Fund – Class M	RAYMOND JAMES & ASSOCIATES INC	SAINT PETERSBURG	FL	5.14%
Fidelity Advisor Convertible Securities Fund – Class Z	CHARLES SCHWAB & CO INC	SAN FRANCISCO	CA	21.34%
Fidelity Advisor Convertible Securities Fund – Class Z	RELIANCE TRUST CO	ATLANTA	GA	7.53%

FIDELITY HASTINGS STREET TRUST

Class Name	Owner Name	City	State	Ownership%
Fidelity Growth Discovery Fund – Class K	CHARLES SCHWAB & CO INC	SAN FRANCISCO	CA	6.60%
Fidelity Advisor Mega Cap Stock Fund – Class A	AMERIPRISE FINANCIAL SERVICES INC	MINNEAPOLIS	MN	12.50%
Fidelity Advisor Mega Cap Stock Fund – Class A	WELLS FARGO CLEARING SERVICES LLC	SAINT LOUIS	MO	11.20%
Fidelity Advisor Mega Cap Stock Fund – Class A	PERSHING LLC	JERSEY CITY	NJ	10.03%
Fidelity Advisor Mega Cap Stock Fund – Class A	LPL FINANCIAL LLC	SAN DIEGO	CA	6.48%
Fidelity Advisor Mega Cap Stock Fund – Class A	CHARLES SCHWAB & CO INC	SAN FRANCISCO	CA	5.21%
Fidelity Advisor Mega Cap Stock Fund – Class C	PERSHING LLC	JERSEY CITY	NJ	19.28%
Fidelity Advisor Mega Cap Stock Fund – Class C	WELLS FARGO CLEARING SERVICES LLC	SAINT LOUIS	MO	18.36%
Fidelity Advisor Mega Cap Stock Fund – Class C	AMERIPRISE FINANCIAL SERVICES INC	MINNEAPOLIS	MN	12.18%
Fidelity Advisor Mega Cap Stock Fund – Class C	LPL FINANCIAL LLC	SAN DIEGO	CA	5.55%
Fidelity Advisor Mega Cap Stock Fund – Class I	AMERIPRISE FINANCIAL SERVICES INC	MINNEAPOLIS	MN	23.30%
Fidelity Advisor Mega Cap Stock Fund – Class I	LPL FINANCIAL LLC	SAN DIEGO	CA	19.09%
Fidelity Advisor Mega Cap Stock Fund – Class I	PERSHING LLC	JERSEY CITY	NJ	14.66%

FIDELITY HASTINGS STREET TRUST

Class Name	Owner Name	City	State	Ownership%
Fidelity Advisor Mega Cap Stock Fund – Class I	RAYMOND JAMES & ASSOCIATES INC	SAINT PETERSBURG	FL	13.68%
Fidelity Advisor Mega Cap Stock Fund – Class I	CHARLES SCHWAB & CO INC	SAN FRANCISCO	CA	6.80%
Fidelity Advisor Mega Cap Stock Fund – Class M	EMPOWER ANNUITY INSURANCE COMPANY	GREENWOOD VILLAGE	CO	44.76%

FIDELITY INVESTMENT TRUST

Class Name	Owner Name	City	State	Ownership%
Fidelity Canada Fund	VIP FUNDSMANAGER 60% PORTFOLIO	BOSTON	MA	5.71%
Fidelity Advisor Canada Fund – Class A	AMERIPRISE FINANCIAL SERVICES INC	MINNEAPOLIS	MN	14.22%
Fidelity Advisor Canada Fund – Class A	PERSHING LLC	JERSEY CITY	NJ	11.59%
Fidelity Advisor Canada Fund – Class A	WELLS FARGO CLEARING SERVICES LLC	SAINT LOUIS	MO	5.62%
Fidelity Advisor Canada Fund – Class C	POSHEDLEY	TWINSBURG	OH	11.01%
Fidelity Advisor Canada Fund – Class C	LPL FINANCIAL LLC	SAN DIEGO	CA	7.58%
Fidelity Advisor Canada Fund – Class C	AMERIPRISE FINANCIAL SERVICES INC	MINNEAPOLIS	MN	7.29%
Fidelity Advisor Canada Fund – Class C	RBC WEALTH MANAGEMENT	MINNEAPOLIS	MN	7.10%
Fidelity Advisor Canada Fund – Class C	UBS FINANCIAL SERVICES INC	WEEHAWKEN	NJ	6.85%
Fidelity Advisor Canada Fund – Class I	FMTC-UNITIZED	MERRIMACK	NH	17.54%
Fidelity Advisor Canada Fund – Class I	CHARLES SCHWAB & CO INC	SAN FRANCISCO	CA	11.15%
Fidelity Advisor Canada Fund – Class I	AMERIPRISE FINANCIAL SERVICES INC	MINNEAPOLIS	MN	10.31%
Fidelity Advisor Canada Fund – Class I	FIAM TOTAL ENDOWMENT FUND LP	SMITHFIELD	RI	9.80%
Fidelity Advisor Canada Fund – Class I	PERSHING LLC	JERSEY CITY	NJ	8.64%
Fidelity Advisor Canada Fund – Class I	WANG COMMUNITY HEALTH CTR	NEW YORK	NY	7.18%
Fidelity Advisor Canada Fund – Class I	DELAWARE ART MUSEUM	WILMINGTON	DE	6.22%
Fidelity Advisor Canada Fund – Class M	PERSHING LLC	JERSEY CITY	NJ	12.58%
Fidelity Advisor Canada Fund – Class Z	CHARLES SCHWAB & CO INC	SAN FRANCISCO	CA	18.72%
Fidelity Advisor Canada Fund – Class Z	YATES	SANTA FE	NM	9.29%
Fidelity Advisor Canada Fund – Class Z	PERSHING LLC	JERSEY CITY	NJ	9.11%
Fidelity Advisor China Region Fund – Class A	CHARLES SCHWAB & CO INC	SAN FRANCISCO	CA	12.24%
Fidelity Advisor China Region Fund – Class A	PERSHING LLC	JERSEY CITY	NJ	8.81%
Fidelity Advisor China Region Fund – Class A	AMERIPRISE FINANCIAL SERVICES INC	MINNEAPOLIS	MN	7.89%
Fidelity Advisor China Region Fund – Class A	MORGAN STANLEY SMITH BARNEY	NEW YORK	NY	7.70%
Fidelity Advisor China Region Fund – Class C	PERSHING LLC	JERSEY CITY	NJ	18.96%
Fidelity Advisor China Region Fund – Class C	MORGAN STANLEY SMITH BARNEY	NEW YORK	NY	11.37%
Fidelity Advisor China Region Fund – Class C	STIFEL NICOLAUS & CO INC	SAINT LOUIS	MO	10.60%
Fidelity Advisor China Region Fund – Class C	CHARLES SCHWAB & CO INC	SAN FRANCISCO	CA	6.06%
Fidelity Advisor China Region Fund – Class I	MERRILL LYNCH PIERCE FENNER SMITH INC	JACKSONVILLE	FL	17.76%
Fidelity Advisor China Region Fund – Class I	WELLS FARGO CLEARING SERVICES LLC	SAINT LOUIS	MO	12.11%
Fidelity Advisor China Region Fund – Class I	NATIONWIDE LIFE INSURANCE COMPANY	COLUMBUS	OH	9.87%
Fidelity Advisor China Region Fund – Class I	AMERIPRISE FINANCIAL SERVICES INC	MINNEAPOLIS	MN	8.73%
Fidelity Advisor China Region Fund – Class I	UBS FINANCIAL SERVICES INC	WEEHAWKEN	NJ	7.68%
Fidelity Advisor China Region Fund – Class I	LPL FINANCIAL LLC	SAN DIEGO	CA	6.44%

FIDELITY INVESTMENT TRUST

Class Name	Owner Name	City	State	Ownership%
Fidelity Advisor China Region Fund – Class I	CHARLES SCHWAB & CO INC	SAN FRANCISCO	CA	6.00%
Fidelity Advisor China Region Fund – Class I	PERSHING LLC	JERSEY CITY	NJ	5.53%
Fidelity Advisor China Region Fund – Class M	PERSHING LLC	JERSEY CITY	NJ	24.17%
Fidelity Advisor China Region Fund – Class Z	STRATEGIC ADVISERS FIDELITY EMERGING MARKETS FUND	BOSTON	MA	95.02%
Fidelity Diversified International Fund	STRATEGIC ADVISERS FIDELITY INTERNATIONAL FUND	BOSTON	MA	26.85%
Fidelity Diversified International Fund	STRATEGIC ADVISERS INTERNATIONAL FUND	BOSTON	MA	5.77%
Fidelity Diversified International K6 Fund	MSCS FINANCIAL SERVICES DIVISION	WASHINGTON	DC	5.42%
Fidelity Emerging Markets Discovery Fund	VIP FUNDSMANAGER 60% PORTFOLIO	BOSTON	MA	11.43%
Fidelity Emerging Markets Discovery Fund	VIP FUNDSMANAGER 50% PORTFOLIO	BOSTON	MA	10.00%
Fidelity Advisor Emerging Markets Discovery Fund – Class A	AMERIPRISE FINANCIAL SERVICES INC	MINNEAPOLIS	MN	16.48%
Fidelity Advisor Emerging Markets Discovery Fund – Class A	EDWARD D JONES & CO	MARYLAND HEIGHTS	MO	14.29%
Fidelity Advisor Emerging Markets Discovery Fund – Class A	PERSHING LLC	JERSEY CITY	NJ	9.42%
Fidelity Advisor Emerging Markets Discovery Fund – Class A	CHARLES SCHWAB & CO INC	SAN FRANCISCO	CA	9.12%
Fidelity Advisor Emerging Markets Discovery Fund – Class C	AMERIPRISE FINANCIAL SERVICES INC	MINNEAPOLIS	MN	20.61%
Fidelity Advisor Emerging Markets Discovery Fund – Class C	PERSHING LLC	JERSEY CITY	NJ	15.55%
Fidelity Advisor Emerging Markets Discovery Fund – Class C	RAYMOND JAMES & ASSOCIATES INC	SAINT PETERSBURG	FL	8.06%
Fidelity Advisor Emerging Markets Discovery Fund – Class C	LPL FINANCIAL LLC	SAN DIEGO	CA	7.74%
Fidelity Advisor Emerging Markets Discovery Fund – Class I	AMERIPRISE FINANCIAL SERVICES INC	MINNEAPOLIS	MN	40.66%
Fidelity Advisor Emerging Markets Discovery Fund – Class I	LPL FINANCIAL LLC	SAN DIEGO	CA	18.68%
Fidelity Advisor Emerging Markets Discovery Fund – Class I	PERSHING LLC	JERSEY CITY	NJ	10.92%
Fidelity Advisor Emerging Markets Discovery Fund – Class I	UBS FINANCIAL SERVICES INC	WEEHAWKEN	NJ	6.98%
Fidelity Advisor Emerging Markets Discovery Fund – Class M	PERSHING LLC	JERSEY CITY	NJ	20.98%
Fidelity Emerging Markets Fund	VIP FUNDSMANAGER 60% PORTFOLIO	BOSTON	MA	9.84%
Fidelity Emerging Markets Fund	CHARLES SCHWAB & CO INC	SAN FRANCISCO	CA	6.38%
Fidelity Emerging Markets Fund	VIP FUNDSMANAGER 50% PORTFOLIO	BOSTON	MA	5.43%
Fidelity Advisor Emerging Markets Fund – Class A	CHARLES SCHWAB & CO INC	SAN FRANCISCO	CA	48.46%
Fidelity Advisor Emerging Markets Fund – Class A	PERSHING LLC	JERSEY CITY	NJ	11.01%
Fidelity Advisor Emerging Markets Fund – Class C	PERSHING LLC	JERSEY CITY	NJ	23.29%
Fidelity Advisor Emerging Markets Fund – Class C	WELLS FARGO CLEARING SERVICES LLC	SAINT LOUIS	MO	13.26%
Fidelity Advisor Emerging Markets Fund – Class C	LPL FINANCIAL LLC	SAN DIEGO	CA	9.33%
Fidelity Advisor Emerging Markets Fund – Class C	RAYMOND JAMES & ASSOCIATES INC	SAINT PETERSBURG	FL	6.38%

FIDELITY INVESTMENT TRUST

Class Name	Owner Name	City	State	Ownership%
Fidelity Advisor Emerging Markets Fund – Class I	FIDELITY NON-PROFIT MGMT FNDTN	BOSTON	MA	51.28%
Fidelity Advisor Emerging Markets Fund – Class I	LPL FINANCIAL LLC	SAN DIEGO	CA	17.24%
Fidelity Advisor Emerging Markets Fund – Class I	WELLS FARGO CLEARING SERVICES LLC	SAINT LOUIS	MO	7.97%
Fidelity Advisor Emerging Markets Fund – Class I	CHARLES SCHWAB & CO INC	SAN FRANCISCO	CA	7.24%
Fidelity Advisor Emerging Markets Fund – Class M	USI SECURITIES INC	OAKS	PA	21.31%
Fidelity Advisor Emerging Markets Fund – Class Z	STRATEGIC ADVISERS FIDELITY EMERGING MARKETS FUND	BOSTON	MA	61.01%
Fidelity Advisor Emerging Markets Fund – Class Z	STRATEGIC ADVISERS EMERGING MARKETS FUND	BOSTON	MA	28.19%
Fidelity Enduring Opportunities Fund	FMR CAPITAL	BOSTON	MA	20.07%
Fidelity Advisor Europe Fund – Class A	PERSHING LLC	JERSEY CITY	NJ	8.92%
Fidelity Advisor Europe Fund – Class A	LPL FINANCIAL LLC	SAN DIEGO	CA	11.73%
Fidelity Advisor Europe Fund – Class C	LPL FINANCIAL LLC	SAN DIEGO	CA	11.73%
Fidelity Advisor Europe Fund – Class C	PERSHING LLC	JERSEY CITY	NJ	10.59%
Fidelity Advisor Europe Fund – Class C	CHARLES SCHWAB & CO INC	SAN FRANCISCO	CA	9.45%
Fidelity Advisor Europe Fund – Class C	J P MORGAN SECURITIES INC	BROOKLYN	NY	5.70%
Fidelity Advisor Europe Fund – Class I	LPL FINANCIAL LLC	SAN DIEGO	CA	30.03%
Fidelity Advisor Europe Fund – Class I	CHARLES SCHWAB & CO INC	SAN FRANCISCO	CA	12.77%
Fidelity Advisor Europe Fund – Class I	PERSHING LLC	JERSEY CITY	NJ	9.65%
Fidelity Advisor Europe Fund – Class I	UBS FINANCIAL SERVICES INC	WEEHAWKEN	NJ	9.64%
Fidelity Advisor Europe Fund – Class I	AMERIPRISE FINANCIAL SERVICES INC	MINNEAPOLIS	MN	7.07%
Fidelity Advisor Europe Fund – Class I	WELLS FARGO CLEARING SERVICES LLC	SAINT LOUIS	MO	6.12%
Fidelity Advisor Europe Fund – Class M	PERSHING LLC	JERSEY CITY	NJ	5.77%
Fidelity Advisor Europe Fund – Class M	BHUTA	CROTON	NY	5.53%
Fidelity Advisor Europe Fund – Class M	RAJDEO	CROTON	NY	5.22%
Fidelity Advisor Europe Fund – Class Z	OPPENHEIMER & CO INC	CEDAR CITY	UT	16.10%
Fidelity Advisor Europe Fund – Class Z	EMPOWER ANNUITY INSURANCE COMPANY	GREENWOOD VILLAGE	CO	5.95%
Fidelity Advisor Europe Fund – Class Z	GILCHRIST	STAFFORD	VA	5.62%
Fidelity Global Commodity Stock Fund	CHARLES SCHWAB & CO INC	SAN FRANCISCO	CA	5.49%
Fidelity Advisor Global Commodity Stock Fund – Class A	PERSHING LLC	JERSEY CITY	NJ	18.24%
Fidelity Advisor Global Commodity Stock Fund – Class A	AMERIPRISE FINANCIAL SERVICES INC	MINNEAPOLIS	MN	11.88%
Fidelity Advisor Global Commodity Stock Fund – Class A	LPL FINANCIAL LLC	SAN DIEGO	CA	6.07%
Fidelity Advisor Global Commodity Stock Fund – Class C	AMERIPRISE FINANCIAL SERVICES INC	MINNEAPOLIS	MN	22.88%
Fidelity Advisor Global Commodity Stock Fund – Class C	PERSHING LLC	JERSEY CITY	NJ	15.55%
Fidelity Advisor Global Commodity Stock Fund – Class C	WELLS FARGO CLEARING SERVICES LLC	SAINT LOUIS	MO	14.54%
Fidelity Advisor Global Commodity Stock Fund – Class C	LPL FINANCIAL LLC	SAN DIEGO	CA	10.38%
Fidelity Advisor Global Commodity Stock Fund – Class M	PERSHING LLC	JERSEY CITY	NJ	10.85%
Fidelity Advisor Global Commodity Stock Fund – Class M	LPL FINANCIAL LLC	SAN DIEGO	CA	6.59%
Fidelity Advisor Global Commodity Stock Fund – Class I	PERSHING LLC	JERSEY CITY	NJ	18.28%

FIDELITY INVESTMENT TRUST

Class Name	Owner Name	City	State	Ownership%
Fidelity Advisor Global Commodity Stock Fund – Class I	WELLS FARGO CLEARING SERVICES LLC	SAINT LOUIS	MO	18.04%
Fidelity Advisor Global Commodity Stock Fund – Class I	AMERIPRISE FINANCIAL SERVICES INC	MINNEAPOLIS	MN	17.88%
Fidelity Advisor Global Commodity Stock Fund – Class I	CHARLES SCHWAB & CO INC	SAN FRANCISCO	CA	14.27%
Fidelity Advisor Global Commodity Stock Fund – Class I	LPL FINANCIAL LLC	SAN DIEGO	CA	13.61%
Fidelity Advisor Global Commodity Stock Fund – Class I	RAYMOND JAMES & ASSOCIATES INC	SAINT PETERSBURG	FL	7.78%
Fidelity Global Equity Income Fund	RAYMOND JAMES & ASSOCIATES INC	SAINT PETERSBURG	FL	7.92%
Fidelity Infrastructure Fund	VIP FUNDSMANAGER 60% PORTFOLIO	BOSTON	MA	14.07%
Fidelity Infrastructure Fund	VIP FUNDSMANAGER 50% PORTFOLIO	BOSTON	MA	9.44%
Fidelity International Capital Appreciation Fund	STRATEGIC ADVISERS FIDELITY INTERNATIONAL FUND	BOSTON	MA	37.61%
Fidelity International Capital Appreciation K6 Fund	EMPOWER ANNUITY INSURANCE COMPANY	GREENWOOD VILLAGE	CO	12.62%
Fidelity International Capital Appreciation K6 Fund	RELIANCE TRUST CO	ATLANTA	GA	5.06%
Fidelity International Discovery Fund	FIDELITY NON-PROFIT MGMT FNDTN	BOSTON	MA	7.47%
Fidelity International Discovery Fund	EMPOWER ANNUITY INSURANCE COMPANY	GREENWOOD VILLAGE	CO	7.24%
Fidelity International Discovery Fund	THE NORTHERN TRUST COMPANY	CHICAGO	IL	6.30%
Fidelity International Discovery Fund	FIDELITY NON-PROFIT MGMT FNDTN	BOSTON	MA	5.69%
Fidelity Advisor International Discovery Fund – Class A	PERSHING LLC	JERSEY CITY	NJ	12.18%
Fidelity Advisor International Discovery Fund – Class C	LINCOLN INVESTMENT PLANNING LLC	FORT WASHINGTON	PA	12.91%
Fidelity Advisor International Discovery Fund – Class C	PERSHING LLC	JERSEY CITY	NJ	12.81%
Fidelity Advisor International Discovery Fund – Class C	AMERIPRISE FINANCIAL SERVICES INC	MINNEAPOLIS	MN	6.41%
Fidelity Advisor International Discovery Fund – Class M	PERSHING LLC	JERSEY CITY	NJ	8.49%
Fidelity Advisor International Discovery Fund – Class Z	STRATEGIC ADVISERS FIDELITY INTERNATIONAL FUND	BOSTON	MA	73.83%
Fidelity Advisor International Discovery Fund – Class Z	STRATEGIC ADVISERS INTERNATIONAL FUND	BOSTON	MA	23.85%
Fidelity International Growth Fund	CHARLES SCHWAB & CO INC	SAN FRANCISCO	CA	8.28%
Fidelity Advisor International Growth Fund – Class A	PERSHING LLC	JERSEY CITY	NJ	14.99%
Fidelity Advisor International Growth Fund – Class A	AMERIPRISE FINANCIAL SERVICES INC	MINNEAPOLIS	MN	13.33%
Fidelity Advisor International Growth Fund – Class A	EDWARD D JONES & CO	MARYLAND HEIGHTS	MO	5.25%
Fidelity Advisor International Growth Fund – Class C	PERSHING LLC	JERSEY CITY	NJ	17.49%
Fidelity Advisor International Growth Fund – Class C	AMERIPRISE FINANCIAL SERVICES INC	MINNEAPOLIS	MN	12.93%
Fidelity Advisor International Growth Fund – Class C	WELLS FARGO CLEARING SERVICES LLC	SAINT LOUIS	MO	7.11%

FIDELITY INVESTMENT TRUST

Class Name	Owner Name	City	State	Ownership%
Fidelity Advisor International Growth Fund – Class C	LPL FINANCIAL LLC	SAN DIEGO	CA	5.78%
Fidelity Advisor International Growth Fund – Class I	PERSHING LLC	JERSEY CITY	NJ	44.03%
Fidelity Advisor International Growth Fund – Class I	AMERIPRISE FINANCIAL SERVICES INC	MINNEAPOLIS	MN	18.56%
Fidelity Advisor International Growth Fund – Class I	CHARLES SCHWAB & CO INC	SAN FRANCISCO	CA	6.89%
Fidelity Advisor International Growth Fund – Class M	PERSHING LLC	JERSEY CITY	NJ	8.86%
Fidelity International Small Cap Fund	CHARLES SCHWAB & CO INC	SAN FRANCISCO	CA	12.15%
Fidelity Advisor International Small Cap Fund – Class A	EMPOWER ANNUITY INSURANCE COMPANY	GREENWOOD VILLAGE	CO	9.36%
Fidelity Advisor International Small Cap Fund – Class A	CHARLES SCHWAB & CO INC	SAN FRANCISCO	CA	35.50%
Fidelity Advisor International Small Cap Fund – Class A	EDWARD D JONES & CO	MARYLAND HEIGHTS	MO	11.09%
Fidelity Advisor International Small Cap Fund – Class C	PERSHING LLC	JERSEY CITY	NJ	14.43%
Fidelity Advisor International Small Cap Fund – Class C	WELLS FARGO CLEARING SERVICES LLC	SAINT LOUIS	MO	10.64%
Fidelity Advisor International Small Cap Fund – Class C	AMERIPRISE FINANCIAL SERVICES INC	MINNEAPOLIS	MN	8.89%
Fidelity Advisor International Small Cap Fund – Class C	MORGAN STANLEY SMITH BARNEY	NEW YORK	NY	7.49%
Fidelity Advisor International Small Cap Fund – Class C	LPL FINANCIAL LLC	SAN DIEGO	CA	7.36%
Fidelity Advisor International Small Cap Fund – Class C	RAYMOND JAMES & ASSOCIATES INC	SAINT PETERSBURG	FL	5.83%
Fidelity Advisor International Small Cap Fund – Class I	AMERIPRISE FINANCIAL SERVICES INC	MINNEAPOLIS	MN	17.72%
Fidelity Advisor International Small Cap Fund – Class I	LPL FINANCIAL LLC	SAN DIEGO	CA	17.16%
Fidelity Advisor International Small Cap Fund – Class I	PERSHING LLC	JERSEY CITY	NJ	15.40%
Fidelity Advisor International Small Cap Fund – Class I	CHARLES SCHWAB & CO INC	SAN FRANCISCO	CA	12.98%
Fidelity Advisor International Small Cap Fund – Class I	MORGAN STANLEY SMITH BARNEY	NEW YORK	NY	6.56%
Fidelity Advisor International Small Cap Fund – Class I	RAYMOND JAMES & ASSOCIATES INC	SAINT PETERSBURG	FL	6.54%
Fidelity Advisor International Small Cap Fund – Class I	UBS FINANCIAL SERVICES INC	WEEHAWKEN	NJ	5.84%
Fidelity Advisor International Small Cap Fund – Class M	SAMMONS FINANCIAL NETWORK LLC	WEST DES MOINES	IA	14.05%
Fidelity Advisor International Small Cap Fund – Class Z	SEI INVESTMENTS DISTRIBUTION CO	OAKS	PA	25.82%
Fidelity Advisor International Small Cap Fund – Class Z	CHARLES SCHWAB & CO INC	SAN FRANCISCO	CA	17.75%
Fidelity International Small Cap Opportunities Fund	VIP FUNDSMANAGER 60% PORTFOLIO	BOSTON	MA	9.88%
Fidelity International Small Cap Opportunities Fund	VIP FUNDSMANAGER 50% PORTFOLIO	BOSTON	MA	6.79%
Fidelity Advisor International Small Cap Opportunities Fund – Class A	AMERIPRISE FINANCIAL SERVICES INC	MINNEAPOLIS	MN	8.94%

FIDELITY INVESTMENT TRUST

Class Name	Owner Name	City	State	Ownership%
Fidelity Advisor International Small Cap Opportunities Fund – Class A	PERSHING LLC	JERSEY CITY	NJ	7.33%
Fidelity Advisor International Small Cap Opportunities Fund – Class A	NORTHWESTERN MUTUAL INVESTMENT	ADEL	IA	6.91%
Fidelity Advisor International Small Cap Opportunities Fund – Class A	LPL FINANCIAL LLC	SAN DIEGO	CA	6.59%
Fidelity Advisor International Small Cap Opportunities Fund – Class A	CHARLES SCHWAB & CO INC	SAN FRANCISCO	CA	5.94%
Fidelity Advisor International Small Cap Opportunities Fund – Class C	WELLS FARGO CLEARING SERVICES LLC	SAINT LOUIS	MO	10.83%
Fidelity Advisor International Small Cap Opportunities Fund – Class C	RAYMOND JAMES & ASSOCIATES INC	SAINT PETERSBURG	FL	7.54%
Fidelity Advisor International Small Cap Opportunities Fund – Class C	AMERIPRISE FINANCIAL SERVICES INC	MINNEAPOLIS	MN	6.39%
Fidelity Advisor International Small Cap Opportunities Fund – Class C	AMERICAN PORTFOLIOS FINANCIAL	KNOXVILLE	TN	5.47%
Fidelity Advisor International Small Cap Opportunities Fund – Class I	FIDELITY NON-PROFIT MGMT FNDTN	BOSTON	MA	53.75%
Fidelity Advisor International Small Cap Opportunities Fund – Class I	PERSHING LLC	JERSEY CITY	NJ	7.41%
Fidelity Advisor International Small Cap Opportunities Fund – Class M	CETERA ADVISOR NETWORKS LLC	NEW YORK	NY	8.22%
Fidelity Advisor International Small Cap Opportunities Fund – Class M	CETERA ADVISOR NETWORKS LLC	NEW YORK	NY	7.52%
Fidelity Advisor International Small Cap Opportunities Fund – Class Z	STRATEGIC ADVISERS FIDELITY INTERNATIONAL FUND	BOSTON	MA	41.01%
Fidelity Advisor International Small Cap Opportunities Fund – Class Z	STRATEGIC ADVISERS INTERNATIONAL FUND	BOSTON	MA	17.98%
Fidelity Advisor International Small Cap Opportunities Fund – Class Z	CHARLES SCHWAB & CO INC	SAN FRANCISCO	CA	5.27%
Fidelity International Value Fund	VIP FUNDSMANAGER 60% PORTFOLIO	BOSTON	MA	12.34%
Fidelity International Value Fund	RATHJENS	WEST NEWTON	MA	9.67%
Fidelity International Value Fund	VIP FUNDSMANAGER 50% PORTFOLIO	BOSTON	MA	7.85%
Fidelity Advisor International Value Fund – Class A	PERSHING LLC	JERSEY CITY	NJ	17.54
Fidelity Advisor International Value Fund – Class A	AMERIPRISE FINANCIAL SERVICES INC	MINNEAPOLIS	MN	14.82%
Fidelity Advisor International Value Fund – Class A	LPL FINANCIAL LLC	SAN DIEGO	CA	8.25%
Fidelity Advisor International Value Fund – Class C	STIFEL NICOLAUS & CO INC	SAINT LOUIS	MO	11.89%
Fidelity Advisor International Value Fund – Class C	AMERIPRISE FINANCIAL SERVICES INC	MINNEAPOLIS	MN	8.70%
Fidelity Advisor International Value Fund – Class C	LPL FINANCIAL LLC	SAN DIEGO	CA	7.29%
Fidelity Advisor International Value Fund – Class I	PERSHING LLC	JERSEY CITY	NJ	35.89%
Fidelity Advisor International Value Fund – Class I	CHARLES SCHWAB & CO INC	SAN FRANCISCO	CA	19.47%
Fidelity Advisor International Value Fund – Class I	LPL FINANCIAL LLC	SAN DIEGO	CA	18.13%
Fidelity Advisor International Value Fund – Class M	PERSHING LLC	JERSEY CITY	NJ	10.34%
Fidelity Advisor International Value Fund – Class M	LINCOLN INVESTMENT PLANNING LLC	FORT WASHINGTON	PA	9.02%
Fidelity Japan Fund	CHARLES SCHWAB & CO INC	SAN FRANCISCO	CA	12.24%
Fidelity Advisor Japan Fund – Class A	MORGAN STANLEY SMITH BARNEY	NEW YORK	NY	37.35%
Fidelity Advisor Japan Fund – Class A	WELLS FARGO CLEARING SERVICES LLC	SAINT LOUIS	MO	6.03%
Fidelity Advisor Japan Fund – Class A	PERSHING LLC	JERSEY CITY	NJ	5.87%

FIDELITY INVESTMENT TRUST

Class Name	Owner Name	City	State	Ownership%
Fidelity Advisor Japan Fund – Class C	MORGAN STANLEY SMITH BARNEY	NEW YORK	NY	32.71%
Fidelity Advisor Japan Fund – Class C	PERSHING LLC	JERSEY CITY	NJ	16.71%
Fidelity Advisor Japan Fund – Class C	CHARLES SCHWAB & CO INC	SAN FRANCISCO	CA	10.06%
Fidelity Advisor Japan Fund – Class C	J P MORGAN SECURITIES INC	BROOKLYN	NY	9.27%
Fidelity Advisor Japan Fund – Class C	WELLS FARGO CLEARING SERVICES LLC	SAINT LOUIS	MO	5.28%
Fidelity Advisor Japan Fund – Class I	MORGAN STANLEY SMITH BARNEY	NEW YORK	NY	37.55%
Fidelity Advisor Japan Fund – Class I	LPL FINANCIAL LLC	SAN DIEGO	CA	7.93%
Fidelity Advisor Japan Fund – Class I	CHARLES SCHWAB & CO INC	SAN FRANCISCO	CA	5.99%
Fidelity Advisor Japan Fund – Class Z	STRATEGIC ADVISERS INTERNATIONAL FUND	BOSTON	MA	59.77%
Fidelity Advisor Japan Fund – Class Z	STRATEGIC ADVISERS FIDELITY INTERNATIONAL FUND	BOSTON	MA	37.36%
Fidelity Japan Smaller Companies Fund	STRATEGIC ADVISERS INTERNATIONAL FUND	BOSTON	MA	19.49%
Fidelity Japan Smaller Companies Fund	VIP FUNDSMANAGER 60% PORTFOLIO	BOSTON	MA	10.26%
Fidelity Japan Smaller Companies Fund	STRATEGIC ADVISERS FIDELITY INTERNATIONAL FUND	BOSTON	MA	10.21%
Fidelity Japan Smaller Companies Fund	VIP FUNDSMANAGER 50% PORTFOLIO	BOSTON	MA	7.55%
Fidelity Advisor Latin America Fund – Class A	PERSHING LLC	JERSEY CITY	NJ	8.71%
Fidelity Advisor Latin America Fund – Class A	BURKS	NEW PALESTINE	IN	6.12%
Fidelity Advisor Latin America Fund – Class C	STAEHELY	HOUSTON	TX	5.71%
Fidelity Advisor Latin America Fund – Class I	CHARLES SCHWAB & CO INC	SAN FRANCISCO	CA	53.39%
Fidelity Advisor Latin America Fund – Class I	PERSHING LLC	JERSEY CITY	NJ	28.08%
Fidelity Advisor Latin America Fund – Class M	CHARLES SCHWAB & CO INC	SAN FRANCISCO	CA	5.54%
Fidelity Advisor Latin America Fund – Class Z	SEACORP LLC 401K PROFIT SHARING PLAN	TAFTVILLE	CT	12.33%
Fidelity Advisor Latin America Fund – Class Z	ASCENSUS BROKER DEALER SERVICES LLC	FARGO	ND	10.50%
Fidelity Advisor Latin America Fund – Class Z	SEACORP LLC 401K PROFIT SHARING PLAN	TIVERTON	RI	10.40%
Fidelity Advisor Latin America Fund – Class Z	SEACORP LLC 401K PROFIT SHARING PLAN	JOHNSTON	RI	8.01%
Fidelity Advisor Latin America Fund – Class Z	SEACORP LLC 401K PROFIT SHARING PLAN	WESTERLY	RI	7.93%
Fidelity Advisor Latin America Fund – Class Z	SEACORP LLC 401K PROFIT SHARING PLAN	AYER	MA	7.34%
Fidelity Nordic Fund	PERSHING LLC	JERSEY CITY	NJ	5.16%
Fidelity Overseas Fund	STRATEGIC ADVISERS FIDELITY INTERNATIONAL FUND	BOSTON	MA	36.91%
Fidelity Overseas Fund	STRATEGIC ADVISERS INTERNATIONAL FUND	BOSTON	MA	8.16%
Fidelity Overseas Fund	VIP FUNDSMANAGER 60% PORTFOLIO	BOSTON	MA	5.14%
Fidelity Pacific Basin Fund	STRATEGIC ADVISERS FIDELITY INTERNATIONAL FUND	BOSTON	MA	16.08%
Fidelity SAI Sustainable Emerging Markets Equity Fund	FMR CAPITAL	BOSTON	MA	9.72%
Fidelity SAI Sustainable International Equity Fund	FMR CAPITAL	BOSTON	MA	7.01%
Fidelity Sustainable Emerging Markets Equity Fund	FIDELITY SUSTAINABLE MULTI-ASSET FUND	BOSTON	MA	25.17%

FIDELITY INVESTMENT TRUST

Class Name	Owner Name	City	State	Ownership%
Fidelity Sustainable Emerging Markets Equity Fund	FMR CAPITAL	BOSTON	MA	11.81%
Fidelity Sustainable Emerging Markets Equity Fund	NIA COMMUNITY FOUNDATION	PIEDMONT	CA	11.34%
Fidelity Sustainable Emerging Markets Equity Fund	CHOW	NEWTON	MA	10.43%
Fidelity Advisor Sustainable Emerging Markets Equity Fund – Class A	FMR CAPITAL	BOSTON	MA	76.84%
Fidelity Advisor Sustainable Emerging Markets Equity Fund – Class A	PERSHING LLC	JERSEY CITY	NJ	17.63%
Fidelity Advisor Sustainable Emerging Markets Equity Fund – Class C	FMR CAPITAL	BOSTON	MA	98.57%
Fidelity Advisor Sustainable Emerging Markets Equity Fund – Class I	FMR CAPITAL	BOSTON	MA	95.22%
Fidelity Advisor Sustainable Emerging Markets Equity Fund – Class M	FMR CAPITAL	BOSTON	MA	99.93%
Fidelity Advisor Sustainable Emerging Markets Equity Fund – Class Z	FMR CAPITAL	BOSTON	MA	48.19%
Fidelity Advisor Sustainable Emerging Markets Equity Fund – Class Z	JONES	NEW LONDON	OH	31.88%
Fidelity Advisor Sustainable Emerging Markets Equity Fund – Class Z	SEROTKIN	LEXINGTON	MA	11.55%
Fidelity Sustainable International Equity Fund	FIDELITY SUSTAINABLE MULTI-ASSET FUND	BOSTON	MA	38.81%
Fidelity Sustainable International Equity Fund	KENNEDY	BROOKLYN	NY	17.91%
Fidelity Sustainable International Equity Fund	FMR CAPITAL	BOSTON	MA	6.27%
Fidelity Sustainable International Equity Fund	NIA COMMUNITY FOUNDATION	PIEDMONT	CA	5.93%
Fidelity Advisor Sustainable International Equity Fund – Class A	FMR CAPITAL	BOSTON	MA	84.34%
Fidelity Advisor Sustainable International Equity Fund – Class A	SECURITIES AMERICA INC	MINNEAPOLIS	MN	10.56%
Fidelity Advisor Sustainable International Equity Fund – Class C	FMR CAPITAL	BOSTON	MA	90.58%
Fidelity Advisor Sustainable International Equity Fund – Class I	FMR CAPITAL	BOSTON	MA	100.00%
Fidelity Advisor Sustainable International Equity Fund – Class M	FMR CAPITAL	BOSTON	MA	99.95%
Fidelity Advisor Sustainable International Equity Fund – Class Z	FMR CAPITAL	BOSTON	MA	82.60%
Fidelity Advisor Sustainable International Equity Fund – Class Z	IHRIG	IOWA CITY	IA	17.40%
Fidelity Advisor Total Emerging Markets Fund – Class A	PERSHING LLC	JERSEY CITY	NJ	27.82%
Fidelity Advisor Total Emerging Markets Fund – Class A	AMERIPRISE FINANCIAL SERVICES INC	MINNEAPOLIS	MN	10.41%
Fidelity Advisor Total Emerging Markets Fund – Class A	MORGAN STANLEY SMITH BARNEY	NEW YORK	NY	7.80%
Fidelity Advisor Total Emerging Markets Fund – Class A	EDWARD D JONES & CO	MARYLAND HEIGHTS	MO	7.63%
Fidelity Advisor Total Emerging Markets Fund – Class A	LPL FINANCIAL LLC	SAN DIEGO	CA	6.99%
Fidelity Advisor Total Emerging Markets Fund – Class C	AMERIPRISE FINANCIAL SERVICES INC	MINNEAPOLIS	MN	21.01%
Fidelity Advisor Total Emerging Markets Fund – Class C	PERSHING LLC	JERSEY CITY	NJ	17.05%

FIDELITY INVESTMENT TRUST

Class Name	Owner Name	City	State	Ownership%
Fidelity Advisor Total Emerging Markets Fund – Class C	LPL FINANCIAL LLC	SAN DIEGO	CA	13.19%
Fidelity Advisor Total Emerging Markets Fund – Class C	J P MORGAN SECURITIES INC	BROOKLYN	NY	10.56%
Fidelity Advisor Total Emerging Markets Fund – Class I	AMERIPRISE FINANCIAL SERVICES INC	MINNEAPOLIS	MN	25.54%
Fidelity Advisor Total Emerging Markets Fund – Class I	PERSHING LLC	JERSEY CITY	NJ	18.98%
Fidelity Advisor Total Emerging Markets Fund – Class I	LPL FINANCIAL LLC	SAN DIEGO	CA	15.36%
Fidelity Advisor Total Emerging Markets Fund – Class I	MORGAN STANLEY SMITH BARNEY	NEW YORK	NY	11.49%
Fidelity Advisor Total Emerging Markets Fund – Class I	UBS FINANCIAL SERVICES INC	WEEHAWKEN	NJ	5.98%
Fidelity Advisor Total Emerging Markets Fund – Class I	STIFEL NICOLAUS & CO INC	SAINT LOUIS	MO	5.09%
Fidelity Advisor Total Emerging Markets Fund – Class M	LPL FINANCIAL LLC	SAN DIEGO	CA	15.71%
Fidelity Advisor Total Emerging Markets Fund – Class M	WELLS FARGO CLEARING SERVICES LLC	SAINT LOUIS	MO	11.02%
Fidelity Advisor Total Emerging Markets Fund – Class M	PERSHING LLC	JERSEY CITY	NJ	5.52%
Fidelity Advisor Total Emerging Markets Fund – Class Z	EDWARD D JONES & CO	MARYLAND HEIGHTS	MO	20.31%
Fidelity Advisor Total International Equity Fund – Class A	MSCS FINANCIAL SERVICES DIVISION	OAK BROOK	IL	26.59%
Fidelity Advisor Total International Equity Fund – Class A	PERSHING LLC	JERSEY CITY	NJ	7.02%
Fidelity Advisor Total International Equity Fund – Class A	LPL FINANCIAL LLC	SAN DIEGO	CA	6.43%
Fidelity Advisor Total International Equity Fund – Class C	RAYMOND JAMES & ASSOCIATES INC	SAINT PETERSBURG	FL	22.46%
Fidelity Advisor Total International Equity Fund – Class C	PERSHING LLC	JERSEY CITY	NJ	17.67%
Fidelity Advisor Total International Equity Fund – Class C	LPL FINANCIAL LLC	SAN DIEGO	CA	7.19%
Fidelity Advisor Total International Equity Fund – Class I	LPL FINANCIAL LLC	SAN DIEGO	CA	30.83%
Fidelity Advisor Total International Equity Fund – Class I	PERSHING LLC	JERSEY CITY	NJ	22.77%
Fidelity Advisor Total International Equity Fund – Class I	RAYMOND JAMES & ASSOCIATES INC	SAINT PETERSBURG	FL	10.02%
Fidelity Advisor Total International Equity Fund – Class I	CHARLES SCHWAB & CO INC	SAN FRANCISCO	CA	8.71%
Fidelity Advisor Total International Equity Fund – Class I	EMPOWER ANNUITY INSURANCE COMPANY	GREENWOOD VILLAGE	CO	7.20%
Fidelity Advisor Total International Equity Fund – Class M	EMPOWER ANNUITY INSURANCE COMPANY	GREENWOOD VILLAGE	CO	52.29%
Fidelity Advisor Total International Equity Fund – Class Z	CHARLES SCHWAB & CO INC	SAN FRANCISCO	CA	11.11%
Fidelity Advisor Total International Equity Fund – Class Z	EMPOWER ANNUITY INSURANCE COMPANY	GREENWOOD VILLAGE	CO	9.77%
Fidelity Advisor Worldwide Fund – Class A	PERSHING LLC	JERSEY CITY	NJ	20.60%
Fidelity Advisor Worldwide Fund – Class A	AMERIPRISE FINANCIAL SERVICES INC	MINNEAPOLIS	MN	15.44%

FIDELITY INVESTMENT TRUST

Class Name	Owner Name	City	State	Ownership%
Fidelity Advisor Worldwide Fund – Class A	CHARLES SCHWAB & CO INC	SAN FRANCISCO	CA	9.43%
Fidelity Advisor Worldwide Fund – Class A	LPL FINANCIAL LLC	SAN DIEGO	CA	5.41%
Fidelity Advisor Worldwide Fund – Class C	PERSHING LLC	JERSEY CITY	NJ	11.11%
Fidelity Advisor Worldwide Fund – Class C	AMERIPRISE FINANCIAL SERVICES INC	MINNEAPOLIS	MN	9.15%
Fidelity Advisor Worldwide Fund – Class C	J P MORGAN SECURITIES INC	BROOKLYN	NY	6.32%
Fidelity Advisor Worldwide Fund – Class I	NATIONWIDE LIFE INSURANCE COMPANY	COLUMBUS	OH	28.68%
Fidelity Advisor Worldwide Fund – Class I	LPL FINANCIAL LLC	SAN DIEGO	CA	8.45%
Fidelity Advisor Worldwide Fund – Class I	AMERIPRISE FINANCIAL SERVICES INC	MINNEAPOLIS	MN	8.27%
Fidelity Advisor Worldwide Fund – Class I	CHARLES SCHWAB & CO INC	SAN FRANCISCO	CA	6.42%
Fidelity Advisor Worldwide Fund – Class I	PERSHING LLC	JERSEY CITY	NJ	5.87%
Fidelity Advisor Worldwide Fund – Class M	PERSHING LLC	JERSEY CITY	NJ	5.37%
Fidelity Advisor Worldwide Fund – Class M	PRINCIPAL SECURITIES INC	DES MOINES	IA	5.26%
Fidelity Advisor Worldwide Fund – Class Z	STATE STREET BANK TRUST CO	HARRISON	NY	7.79%
Fidelity Advisor Worldwide Fund – Class Z	PERSHING LLC	JERSEY CITY	NJ	5.37%

FIDELITY MAGELLAN FUND

Class Name	Owner Name	City	State	Ownership%
Fidelity Magellan Fund	STRATEGIC ADVISERS FIDELITY U.S. TOTAL STOCK FUND	BOSTON	MA	21.40%

FIDELITY MT. VERNON STREET TRUST

Class Name	Owner Name	City	State	Ownership%
Fidelity Equity Growth K6 Fund	EMPOWER ANNUITY INSURANCE COMPANY	GREENWOOD VILLAGE	CO	30.03%
Fidelity Equity Growth K6 Fund	MSCS FINANCIAL SERVICES DIVISION	DENVER	CO	19.72%
Fidelity Growth Company Fund	STRATEGIC ADVISERS FIDELITY U.S. TOTAL STOCK FUND	BOSTON	MA	22.45%
Fidelity Growth Company Fund	STRATEGIC ADVISERS LARGE CAP FUND	BOSTON	MA	6.44%
Fidelity Growth Strategies K6 Fund	EMPOWER ANNUITY INSURANCE COMPANY	GREENWOOD VILLAGE	CO	6.72%

FIDELITY PURITAN TRUST

Class Name	Owner Name	City	State	Ownership%
Fidelity Balanced Fund – Class K	TOYOTA SAVINGS PLAN	ERLANGER	KY	6.72%
Fidelity Balanced K6 Fund	MERRILL LYNCH PIERCE FENNER SMITH INC	JACKSONVILLE	FL	13.01%
Fidelity Balanced K6 Fund	EMPOWER ANNUITY INSURANCE COMPANY	GREENWOOD VILLAGE	CO	8.40%
Fidelity Value Discovery Fund	FIDELITY NON-PROFIT MGMT FNDTN	BOSTON	MA	11.70%
Fidelity Value Discovery Fund	FIDELITY NON-PROFIT MGMT FNDTN	BOSTON	MA	11.28%

FIDELITY SECURITIES FUND

Class Name	Owner Name	City	State	Ownership%
Fidelity OTC K6 Portfolio	EMPOWER ANNUITY INSURANCE COMPANY	GREENWOOD VILLAGE	CO	23.85%
Fidelity OTC Portfolio – Class K	MELLON BANK	PITTSBURGH	PA	76.94%
Fidelity Real Estate Income Fund	CHARLES SCHWAB & CO INC	SAN FRANCISCO	CA	9.14%

FIDELITY SECURITIES FUND

Class Name	Owner Name	City	State	Ownership%
Fidelity Advisor Real Estate Income Fund – Class A	MERRILL LYNCH PIERCE FENNER SMITH INC	JACKSONVILLE	FL	27.55%
Fidelity Advisor Real Estate Income Fund – Class A	PERSHING LLC	JERSEY CITY	NJ	8.70%
Fidelity Advisor Real Estate Income Fund – Class A	AMERIPRISE FINANCIAL SERVICES INC	MINNEAPOLIS	MN	8.56%
Fidelity Advisor Real Estate Income Fund – Class A	CHARLES SCHWAB & CO INC	SAN FRANCISCO	CA	8.08%
Fidelity Advisor Real Estate Income Fund – Class A	LPL FINANCIAL LLC	SAN DIEGO	CA	7.55%
Fidelity Advisor Real Estate Income Fund – Class A	WELLS FARGO CLEARING SERVICES LLC	SAINT LOUIS	MO	5.83%
Fidelity Advisor Real Estate Income Fund – Class C	AMERIPRISE FINANCIAL SERVICES INC	MINNEAPOLIS	MN	19.47%
Fidelity Advisor Real Estate Income Fund – Class C	WELLS FARGO CLEARING SERVICES LLC	SAINT LOUIS	MO	11.10%
Fidelity Advisor Real Estate Income Fund – Class C	PERSHING LLC	JERSEY CITY	NJ	8.18%
Fidelity Advisor Real Estate Income Fund – Class C	LPL FINANCIAL LLC	SAN DIEGO	CA	8.12%
Fidelity Advisor Real Estate Income Fund – Class C	RAYMOND JAMES & ASSOCIATES INC	SAINT PETERSBURG	FL	6.71%
Fidelity Advisor Real Estate Income Fund – Class C	MORGAN STANLEY SMITH BARNEY	NEW YORK	NY	5.60%
Fidelity Advisor Real Estate Income Fund – Class I	PERSHING LLC	JERSEY CITY	NJ	17.05%
Fidelity Advisor Real Estate Income Fund – Class I	AMERIPRISE FINANCIAL SERVICES INC	MINNEAPOLIS	MN	14.97%
Fidelity Advisor Real Estate Income Fund – Class I	CHARLES SCHWAB & CO INC	SAN FRANCISCO	CA	14.24%
Fidelity Advisor Real Estate Income Fund – Class I	MORGAN STANLEY SMITH BARNEY	NEW YORK	NY	8.11%
Fidelity Advisor Real Estate Income Fund – Class I	LPL FINANCIAL LLC	SAN DIEGO	CA	7.91%
Fidelity Advisor Real Estate Income Fund – Class I	WELLS FARGO CLEARING SERVICES LLC	SAINT LOUIS	MO	6.20%
Fidelity Advisor Real Estate Income Fund – Class I	FIDELITY NON-PROFIT MGMT FNDTN	BOSTON	MA	5.94%
Fidelity Advisor Real Estate Income Fund – Class I	RAYMOND JAMES & ASSOCIATES INC	SAINT PETERSBURG	FL	5.64%
Fidelity Advisor Real Estate Income Fund – Class M	LPL FINANCIAL LLC	SAN DIEGO	CA	14.06%
Fidelity Advisor Real Estate Income Fund – Class M	PERSHING LLC	JERSEY CITY	NJ	7.68%
Fidelity Advisor Real Estate Income Fund – Class Z	STRATEGIC ADVISERS FIDELITY CORE INCOME FUND	BOSTON	MA	64.74%
Fidelity Advisor Real Estate Income Fund – Class Z	J P MORGAN SECURITIES INC	BROOKLYN	NY	6.43%
Fidelity Advisor Small Cap Growth Fund – Class A	PERSHING LLC	JERSEY CITY	NJ	10.81%
Fidelity Advisor Small Cap Growth Fund – Class A	AMERIPRISE FINANCIAL SERVICES INC	MINNEAPOLIS	MN	7.56%
Fidelity Advisor Small Cap Growth Fund – Class A	LPL FINANCIAL LLC	SAN DIEGO	CA	5.20%
Fidelity Advisor Small Cap Growth Fund – Class C	PERSHING LLC	JERSEY CITY	NJ	14.63%
Fidelity Advisor Small Cap Growth Fund – Class C	AMERIPRISE FINANCIAL SERVICES INC	MINNEAPOLIS	MN	12.05%
Fidelity Advisor Small Cap Growth Fund – Class C	WELLS FARGO CLEARING SERVICES LLC	SAINT LOUIS	MO	9.57%
Fidelity Advisor Small Cap Growth Fund – Class C	LPL FINANCIAL LLC	SAN DIEGO	CA	7.27%

FIDELITY SECURITIES FUND

Class Name	Owner Name	City	State	Ownership%
Fidelity Advisor Small Cap Growth Fund – Class C	MORGAN STANLEY SMITH BARNEY	NEW YORK	NY	5.10%
Fidelity Advisor Small Cap Growth Fund – Class I	MERRILL LYNCH PIERCE FENNER SMITH INC	JACKSONVILLE	FL	29.93%
Fidelity Advisor Small Cap Growth Fund – Class I	AMERIPRISE FINANCIAL SERVICES INC	MINNEAPOLIS	MN	9.55%
Fidelity Advisor Small Cap Growth Fund – Class I	LPL FINANCIAL LLC	SAN DIEGO	CA	6.79%
Fidelity Advisor Small Cap Growth Fund – Class I	CHARLES SCHWAB & CO INC	SAN FRANCISCO	CA	6.38%
Fidelity Advisor Small Cap Growth Fund – Class I	PERSHING LLC	JERSEY CITY	NJ	5.14%
Fidelity Advisor Small Cap Growth Fund – Class M	VOYA RETIREMENT INSURANCE AND ANNUITY CO	WINDSOR	MA	14.63%
Fidelity Advisor Small Cap Growth Fund – Class M	EMPOWER ANNUITY INSURANCE COMPANY	GREENWOOD VILLAGE	CO	13.14%
Fidelity Advisor Small Cap Growth Fund – Class Z	STRATEGIC ADVISERS FIDELITY U.S. TOTAL STOCK FUND	BOSTON	MA	49.98%
Fidelity Advisor Small Cap Growth Fund – Class Z	STRATEGIC ADVISERS SMALL-MID CAP FUND	BOSTON	MA	25.92%
Fidelity Small Cap Growth K6 Fund	EMPOWER ANNUITY INSURANCE COMPANY	GREENWOOD VILLAGE	CO	13.25%
Fidelity Small Cap Growth K6 Fund	CHARLES SCHWAB & CO INC	SAN FRANCISCO	CA	5.45%
Fidelity Advisor Small Cap Value Fund – Class A	AMERIPRISE FINANCIAL SERVICES INC	MINNEAPOLIS	MN	11.13%
Fidelity Advisor Small Cap Value Fund – Class A	PERSHING LLC	JERSEY CITY	NJ	9.40%
Fidelity Advisor Small Cap Value Fund – Class A	CHARLES SCHWAB & CO INC	SAN FRANCISCO	CA	7.99%
Fidelity Advisor Small Cap Value Fund – Class A	LPL FINANCIAL LLC	SAN DIEGO	CA	7.57%
Fidelity Advisor Small Cap Value Fund – Class C	AMERIPRISE FINANCIAL SERVICES INC	MINNEAPOLIS	MN	15.55%
Fidelity Advisor Small Cap Value Fund – Class C	PERSHING LLC	JERSEY CITY	NJ	13.46%
Fidelity Advisor Small Cap Value Fund – Class C	LPL FINANCIAL LLC	SAN DIEGO	CA	10.70%
Fidelity Advisor Small Cap Value Fund – Class C	STIFEL NICOLAUS & CO INC	SAINT LOUIS	MO	7.31%
Fidelity Advisor Small Cap Value Fund – Class C	RAYMOND JAMES & ASSOCIATES INC	SAINT PETERSBURG	FL	6.81%
Fidelity Advisor Small Cap Value Fund – Class C	MERRILL LYNCH PIERCE FENNER SMITH INC	JACKSONVILLE	FL	5.65%
Fidelity Advisor Small Cap Value Fund – Class C	WELLS FARGO CLEARING SERVICES LLC	SAINT LOUIS	MO	5.40%
Fidelity Advisor Small Cap Value Fund – Class I	AMERIPRISE FINANCIAL SERVICES INC	MINNEAPOLIS	MN	21.30%
Fidelity Advisor Small Cap Value Fund – Class I	LPL FINANCIAL LLC	SAN DIEGO	CA	17.88%
Fidelity Advisor Small Cap Value Fund – Class I	PERSHING LLC	JERSEY CITY	NJ	8.84%
Fidelity Advisor Small Cap Value Fund – Class I	CHARLES SCHWAB & CO INC	SAN FRANCISCO	CA	8.03%
Fidelity Advisor Small Cap Value Fund – Class M	SAMMONS FINANCIAL NETWORK LLC	WEST DES MOINES	IA	16.66%
Fidelity Advisor Small Cap Value Fund – Class M	EMPOWER ANNUITY INSURANCE COMPANY	GREENWOOD VILLAGE	CO	13.91%
Fidelity Advisor Small Cap Value Fund – Class M	ADP BROKER-DEALER INC	BOSTON	MA	11.22%
Fidelity Advisor Small Cap Value Fund – Class M	VOYA RETIREMENT INSURANCE AND ANNUITY CO	WINDSOR	MA	10.18%
Fidelity Advisor Small Cap Value Fund – Class Z	CHARLES SCHWAB & CO INC	SAN FRANCISCO	CA	12.46%
Fidelity Advisor Small Cap Value Fund – Class Z	EMPOWER ANNUITY INSURANCE COMPANY	GREENWOOD VILLAGE	CO	11.64%
Fidelity Advisor Small Cap Value Fund – Class Z	PRINCIPAL SECURITIES INC	DES MOINES	IA	6.00%
Fidelity Advisor Small Cap Value Fund – Class Z	CHARLES SCHWAB & CO INC	SAN FRANCISCO	CA	12.46%

FIDELITY SELECT PORTFOLIOS

Class Name	Owner Name	City	State	Ownership%
Fidelity Advisor Communication Services Fund – Class A	PERSHING LLC	JERSEY CITY	NJ	10.84%
Fidelity Advisor Communication Services Fund – Class A	LPL FINANCIAL LLC	SAN DIEGO	CA	6.27%
Fidelity Advisor Communication Services Fund – Class A	CHARLES SCHWAB & CO INC	SAN FRANCISCO	CA	5.99%
Fidelity Advisor Communication Services Fund – Class C	PERSHING LLC	JERSEY CITY	NJ	38.17%
Fidelity Advisor Communication Services Fund – Class C	LPL FINANCIAL LLC	SAN DIEGO	CA	9.47%
Fidelity Advisor Communication Services Fund – Class C	STIFEL NICOLAUS & CO INC	SAINT LOUIS	MO	9.35%
Fidelity Advisor Communication Services Fund – Class C	AMERIPRISE FINANCIAL SERVICES INC	MINNEAPOLIS	MN	6.20%
Fidelity Advisor Communication Services Fund – Class I	LPL FINANCIAL LLC	SAN DIEGO	CA	42.33%
Fidelity Advisor Communication Services Fund – Class I	AMERIPRISE FINANCIAL SERVICES INC	MINNEAPOLIS	MN	19.11%
Fidelity Advisor Communication Services Fund – Class I	RAYMOND JAMES & ASSOCIATES INC	SAINT PETERSBURG	FL	10.60%
Fidelity Advisor Communication Services Fund – Class I	PERSHING LLC	JERSEY CITY	NJ	10.57%
Fidelity Advisor Communication Services Fund – Class M	PERSHING LLC	JERSEY CITY	NJ	35.08%
Fidelity Advisor Communication Services Fund – Class Z	PFG FIDELITY INSTITUTIONAL AM EQUITY SECTOR STRATEGY FUND	BELLEVUE	WA	59.13%
Fidelity Advisor Consumer Staples Fund – Class A	PERSHING LLC	JERSEY CITY	NJ	16.85%
Fidelity Advisor Consumer Staples Fund – Class A	LPL FINANCIAL LLC	SAN DIEGO	CA	8.40%
Fidelity Advisor Consumer Staples Fund – Class A	AMERIPRISE FINANCIAL SERVICES INC	MINNEAPOLIS	MN	6.47%
Fidelity Advisor Consumer Staples Fund – Class C	PERSHING LLC	JERSEY CITY	NJ	14.98%
Fidelity Advisor Consumer Staples Fund – Class C	LPL FINANCIAL LLC	SAN DIEGO	CA	13.54%
Fidelity Advisor Consumer Staples Fund – Class C	WELLS FARGO CLEARING SERVICES LLC	SAINT LOUIS	MO	8.95%
Fidelity Advisor Consumer Staples Fund – Class C	RAYMOND JAMES & ASSOCIATES INC	SAINT PETERSBURG	FL	8.66%
Fidelity Advisor Consumer Staples Fund – Class I	LPL FINANCIAL LLC	SAN DIEGO	CA	38.38%
Fidelity Advisor Consumer Staples Fund – Class I	WELLS FARGO CLEARING SERVICES LLC	SAINT LOUIS	MO	11.25%
Fidelity Advisor Consumer Staples Fund – Class I	PERSHING LLC	JERSEY CITY	NJ	8.86%
Fidelity Advisor Consumer Staples Fund – Class I	CHARLES SCHWAB & CO INC	SAN FRANCISCO	CA	5.20%
Fidelity Advisor Consumer Staples Fund – Class M	PERSHING LLC	JERSEY CITY	NJ	11.15%
Fidelity Advisor Consumer Staples Fund – Class M	LPL FINANCIAL LLC	SAN DIEGO	CA	6.55%
Fidelity Advisor Consumer Staples Fund – Class M	RBC WEALTH MANAGEMENT	MINNEAPOLIS	MN	5.97%
Fidelity Advisor Consumer Staples Fund – Class Z	PERSHING LLC	JERSEY CITY	NJ	7.32%
Fidelity Advisor Consumer Staples Fund – Class Z	CHARLES SCHWAB & CO INC	SAN FRANCISCO	CA	5.95%
Fidelity Advisor Consumer Staples Fund – Class Z	EDWARD D JONES & CO	MARYLAND HEIGHTS	MO	5.17%
Environment and Alternative Energy Fund	CHARLES SCHWAB & CO INC	SAN FRANCISCO	CA	5.02%
Fidelity Advisor Gold Fund – Class A	PERSHING LLC	JERSEY CITY	NJ	10.92%
Fidelity Advisor Gold Fund – Class A	LPL FINANCIAL LLC	SAN DIEGO	CA	7.97%
Fidelity Advisor Gold Fund – Class A	AMERIPRISE FINANCIAL SERVICES INC	MINNEAPOLIS	MN	7.40%
Fidelity Advisor Gold Fund – Class C	LPL FINANCIAL LLC	SAN DIEGO	CA	44.65%

FIDELITY SELECT PORTFOLIOS

Class Name	Owner Name	City	State	Ownership%
Fidelity Advisor Gold Fund – Class C	PERSHING LLC	JERSEY CITY	NJ	9.06%
Fidelity Advisor Gold Fund – Class C	WELLS FARGO CLEARING SERVICES LLC	SAINT LOUIS	MO	5.19%
Fidelity Advisor Gold Fund – Class I	LPL FINANCIAL LLC	SAN DIEGO	CA	29.48%
Fidelity Advisor Gold Fund – Class I	PERSHING LLC	JERSEY CITY	NJ	24.56%
Fidelity Advisor Gold Fund – Class I	CHARLES SCHWAB & CO INC	SAN FRANCISCO	CA	9.82%
Fidelity Advisor Gold Fund – Class Z	EMPOWER ANNUITY INSURANCE COMPANY	GREENWOOD VILLAGE	CO	10.54%
Fidelity Health Care Portfolio	CHARLES SCHWAB & CO INC	SAN FRANCISCO	CA	5.27%
Fidelity International Real Estate Fund	CHARLES SCHWAB & CO INC	SAN FRANCISCO	CA	19.64%
Fidelity International Real Estate Fund	UMB BANK	KANSAS CITY	MO	5.80%
Fidelity Advisor International Real Estate Fund – Class A	PERSHING LLC	JERSEY CITY	NJ	38.21%
Fidelity Advisor International Real Estate Fund – Class A	AMERIPRISE FINANCIAL SERVICES INC	MINNEAPOLIS	MN	8.55%
Fidelity Advisor International Real Estate Fund – Class A	LPL FINANCIAL LLC	SAN DIEGO	CA	5.36%
Fidelity Advisor International Real Estate Fund – Class C	PERSHING LLC	JERSEY CITY	NJ	24.94%
Fidelity Advisor International Real Estate Fund – Class C	LPL FINANCIAL LLC	SAN DIEGO	CA	19.15%
Fidelity Advisor International Real Estate Fund – Class I	CHARLES SCHWAB & CO INC	SAN FRANCISCO	CA	39.56%
Fidelity Advisor International Real Estate Fund – Class I	PERSHING LLC	JERSEY CITY	NJ	12.08%
Fidelity Advisor International Real Estate Fund – Class I	SUN	IRVINE	CA	9.13%
Fidelity Advisor International Real Estate Fund – Class I	WELLS FARGO CLEARING SERVICES LLC	SAINT LOUIS	MO	5.49%
Fidelity Advisor International Real Estate Fund – Class I	AMERIPRISE FINANCIAL SERVICES INC	MINNEAPOLIS	MN	5.19%
Fidelity Advisor International Real Estate Fund – Class M	PERSHING LLC	JERSEY CITY	NJ	11.55%
Fidelity Advisor International Real Estate Fund – Class M	CAMBRIDGE INVESTMENT RESEARCH	WINTER GARDEN	FL	7.17%
Fidelity Advisor International Real Estate Fund – Class Z	PERSHING LLC	JERSEY CITY	NJ	44.89%
Fidelity Advisor International Real Estate Fund – Class Z	STRATEGIC ADVISERS FIDELITY INTERNATIONAL FUND	BOSTON	MA	29.96%
Fidelity Advisor International Real Estate Fund – Class Z	FIDELITY CHARITABLE GIFT FUND – CHARITABLE LEGACY POOL	BOSTON	MA	5.61%
Fidelity Advisor Materials Fund – Class A	PERSHING LLC	JERSEY CITY	NJ	10.45%
Fidelity Advisor Materials Fund – Class A	AMERIPRISE FINANCIAL SERVICES INC	MINNEAPOLIS	MN	10.02%
Fidelity Advisor Materials Fund – Class A	CHARLES SCHWAB & CO INC	SAN FRANCISCO	CA	6.55%
Fidelity Advisor Materials Fund – Class A	LPL FINANCIAL LLC	SAN DIEGO	CA	5.74%
Fidelity Advisor Materials Fund – Class A	WELLS FARGO CLEARING SERVICES LLC	SAINT LOUIS	MO	5.01%
Fidelity Advisor Materials Fund – Class C	PERSHING LLC	JERSEY CITY	NJ	20.03%
Fidelity Advisor Materials Fund – Class C	WELLS FARGO CLEARING SERVICES LLC	SAINT LOUIS	MO	19.89%
Fidelity Advisor Materials Fund – Class C	LPL FINANCIAL LLC	SAN DIEGO	CA	11.24%
Fidelity Advisor Materials Fund – Class I	PERSHING LLC	JERSEY CITY	NJ	12.93%

FIDELITY SELECT PORTFOLIOS

Class Name	Owner Name	City	State	Ownership%
Fidelity Advisor Materials Fund – Class I	WELLS FARGO CLEARING SERVICES LLC	SAINT LOUIS	MO	11.08%
Fidelity Advisor Materials Fund – Class I	AMERIPRISE FINANCIAL SERVICES INC	MINNEAPOLIS	MN	10.74%
Fidelity Advisor Materials Fund – Class I	LPL FINANCIAL LLC	SAN DIEGO	CA	9.30%
Fidelity Advisor Materials Fund – Class I	RAYMOND JAMES & ASSOCIATES INC	SAINT PETERSBURG	FL	6.09%
Fidelity Advisor Materials Fund – Class I	CHARLES SCHWAB & CO INC	SAN FRANCISCO	CA	5.68%
Fidelity Advisor Materials Fund – Class M	SAMMONS FINANCIAL NETWORK LLC	WEST DES MOINES	IA	14.57%
Fidelity Advisor Materials Fund – Class M	VOYA RETIREMENT INSURANCE AND ANNUITY CO	WINDSOR	MA	13.20%
Fidelity Advisor Materials Fund – Class M	PERSHING LLC	JERSEY CITY	NJ	6.25%
Fidelity Advisor Materials Fund – Class M	CHARLES SCHWAB & CO INC	SAN FRANCISCO	CA	5.07%
Fidelity Advisor Materials Fund – Class Z	CHARLES SCHWAB & CO INC	SAN FRANCISCO	CA	8.98%
Medical Technology and Devices Portfolio	CHARLES SCHWAB & CO INC	SAN FRANCISCO	CA	5.16%
Software and IT Services Portfolio	CHARLES SCHWAB & CO INC	SAN FRANCISCO	CA	5.31%
Telecommunications Portfolio	J P MORGAN SECURITIES INC	BROOKLYN	NY	5.71%
Fidelity Advisor Telecommunications Fund – Class A	PERSHING LLC	JERSEY CITY	NJ	10.56%
Fidelity Advisor Telecommunications Fund – Class C	WELLS FARGO CLEARING SERVICES LLC	SAINT LOUIS	MO	11.33%
Fidelity Advisor Telecommunications Fund – Class C	LPL FINANCIAL LLC	SAN DIEGO	CA	8.42%
Fidelity Advisor Telecommunications Fund – Class C	MORGAN STANLEY SMITH BARNEY	NEW YORK	NY	7.86%
Fidelity Advisor Telecommunications Fund – Class C	AMERIPRISE FINANCIAL SERVICES INC	MINNEAPOLIS	MN	7.70%
Fidelity Advisor Telecommunications Fund – Class C	PERSHING LLC	JERSEY CITY	NJ	7.54%
Fidelity Advisor Telecommunications Fund – Class I	WELLS FARGO CLEARING SERVICES LLC	SAINT LOUIS	MO	19.63%
Fidelity Advisor Telecommunications Fund – Class I	UBS FINANCIAL SERVICES INC	WEEHAWKEN	NJ	13.62%
Fidelity Advisor Telecommunications Fund – Class I	AMERIPRISE FINANCIAL SERVICES INC	MINNEAPOLIS	MN	12.14%
Fidelity Advisor Telecommunications Fund – Class I	LPL FINANCIAL LLC	SAN DIEGO	CA	12.01%
Fidelity Advisor Telecommunications Fund – Class I	RBC WEALTH MANAGEMENT	MINNEAPOLIS	MN	5.30%
Fidelity Advisor Telecommunications Fund – Class I	PERSHING LLC	JERSEY CITY	NJ	5.11%
Fidelity Advisor Telecommunications Fund – Class M	SAMMONS FINANCIAL NETWORK LLC	WEST DES MOINES	IA	37.26%
	PERSHING LLC	JERSEY CITY	NJ	5.43%

FIDELITY SUMMER STREET TRUST

Class Name	Owner Name	City	State	Ownership%
Fidelity Advisor Climate Action Fund – Class A	MURPHY	MINNEAPOLIS	MN	14.42%
Fidelity Advisor Climate Action Fund – Class A	PERSHING LLC	JERSEY CITY	NJ	12.97%
Fidelity Advisor Climate Action Fund – Class A	SECURITIES AMERICA INC	MINNEAPOLIS	MN	10.91%
Fidelity Advisor Climate Action Fund – Class C	FMR CAPITAL	BOSTON	MA	28.42%
Fidelity Advisor Climate Action Fund – Class C	WELLS FARGO CLEARING SERVICES LLC	SAINT LOUIS	MO	22.64%
Fidelity Advisor Climate Action Fund – Class C	VALIC FINANCIAL ADVISORS INC	WESTMINSTER	CO	20.37%

FIDELITY SUMMER STREET TRUST

Class Name	Owner Name	City	State	Ownership%
Fidelity Advisor Climate Action Fund – Class C	AMERIPRISE FINANCIAL SERVICES INC	CRESCENT CITY	CA	7.77%
Fidelity Advisor Climate Action Fund – Class C	PAYCHEX SECURITIES CORP	CRESCENT CITY	CA	7.22%
Fidelity Advisor Climate Action Fund – Class C	KOVACK SECURITIES INC	DETROIT	MI	6.64%
Fidelity Advisor Climate Action Fund – Class I	CHARLES SCHWAB & CO INC	SAN FRANCISCO	CA	84.64%
Fidelity Advisor Climate Action Fund – Class I	FMR CAPITAL	BOSTON	MA	11.43%
Fidelity Advisor Climate Action Fund – Class M	GARDEN STATE SECURITIES, INC	STATEN ISLAND	NY	29.52%
Fidelity Advisor Climate Action Fund – Class M	GARDEN STATE SECURITIES, INC	STATEN ISLAND	NY	14.54%
Fidelity Advisor Climate Action Fund – Class M	GARDEN STATE SECURITIES, INC	MORGANVILLE	NJ	12.62%
Fidelity Advisor Climate Action Fund – Class M	GARDEN STATE SECURITIES, INC	COLTS NECK	NJ	12.48%
Fidelity Advisor Climate Action Fund – Class M	GARDEN STATE SECURITIES, INC	STATEN ISLAND	NY	9.07%
Fidelity Advisor Climate Action Fund – Class M	GARDEN STATE SECURITIES, INC	COLTS NECK	NJ	6.24%
Fidelity Advisor Climate Action Fund – Class M	FMR CAPITAL	BOSTON	MA	5.47%
Fidelity Advisor Climate Action Fund – Class Z	DEGRAND	GRAFTON	MA	12.13%
Fidelity Advisor Climate Action Fund – Class Z	GAMBHIR	FRANKLIN PARK	NJ	10.88%
Fidelity Advisor Climate Action Fund – Class Z	KADIWAR	EDISON	NJ	10.88%
Fidelity Advisor Climate Action Fund – Class Z	FMR CAPITAL	BOSTON	MA	8.83%
Fidelity Advisor Climate Action Fund – Class Z	MCHUGH	GRAFTON	MA	7.49%
Fidelity Advisor Climate Action Fund – Class Z	MONTALTO	OAKHURST	CA	5.84%
Fidelity Advisor Climate Action Fund – Class Z	MSCS FINANCIAL SERVICES DIVISION	DENVER	CO	5.63%
Fidelity Advisor Global High Income Fund – Class A	HADLEY	BOULDER	CO	12.40%
Fidelity Advisor Global High Income Fund – Class A	LPL FINANCIAL LLC	SAN DIEGO	CA	7.91%
Fidelity Advisor Global High Income Fund – Class A	PERSHING LLC	JERSEY CITY	NJ	7.81%
Fidelity Advisor Global High Income Fund – Class C	PERSHING LLC	JERSEY CITY	NJ	11.62%
Fidelity Advisor Global High Income Fund – Class C	LPL FINANCIAL LLC	SAN DIEGO	CA	11.21%
Fidelity Advisor Global High Income Fund – Class C	AMERICAN PORTFOLIOS FINANCIAL	KNOXVILLE	TN	8.13%
Fidelity Advisor Global High Income Fund – Class C	CETERA ADVISORS LLC	HONOLULU	HI	7.26%
Fidelity Advisor Global High Income Fund – Class I	LPL FINANCIAL LLC	SAN DIEGO	CA	15.07%
Fidelity Advisor Global High Income Fund – Class I	UBS FINANCIAL SERVICES INC	WEEHAWKEN	NJ	6.18%
Fidelity Advisor Global High Income Fund – Class M	LPL FINANCIAL LLC	SAN DIEGO	CA	9.86%
Fidelity Advisor Global High Income Fund – Class M	GLP INVESTMENT SERVICES LLC	GROSSE POINTE PARK	MI	8.74%
Fidelity Healthy Future Fund	FMR CAPITAL	BOSTON	MA	9.31%
Fidelity Advisor Healthy Future Fund – Class A	PERSHING LLC	JERSEY CITY	NJ	17.51%
Fidelity Advisor Healthy Future Fund – Class A	FMR CAPITAL	BOSTON	MA	14.27%
Fidelity Advisor Healthy Future Fund – Class A	CADARET GRANT & CO INC	ERIE	CO	10.13%
Fidelity Advisor Healthy Future Fund – Class A	LPL FINANCIAL LLC	DEERFIELD BEACH	FL	6.68%
Fidelity Advisor Healthy Future Fund – Class A	CNS SECURITIES LLC	GARLAND	TX	6.21%
Fidelity Advisor Healthy Future Fund – Class A	CONCOURSE FINANCIAL GROUP SECURITIES INC	TUCKER	GA	5.70%
Fidelity Advisor Healthy Future Fund – Class A	CADARET GRANT & CO INC	CRANFORD	NJ	5.39%
Fidelity Advisor Healthy Future Fund – Class C	FMR CAPITAL	BOSTON	MA	45.51%

FIDELITY SUMMER STREET TRUST

Class Name	Owner Name	City	State	Ownership%
Fidelity Advisor Healthy Future Fund – Class C	AMERICAN PORTFOLIOS FINANCIAL	COLORADO SPRINGS	CO	23.53%
Fidelity Advisor Healthy Future Fund – Class I	FMR CAPITAL	BOSTON	MA	77.79%
Fidelity Advisor Healthy Future Fund – Class I	PERSHING LLC	JERSEY CITY	NJ	17.87%
Fidelity Advisor Healthy Future Fund – Class M	PERSHING LLC	JERSEY CITY	NJ	44.27%
Fidelity Advisor Healthy Future Fund – Class M	FMR CAPITAL	BOSTON	MA	7.89%
Fidelity Advisor Healthy Future Fund – Class M	AMERICAN PORTFOLIOS FINANCIAL	SYRACUSE	NY	6.72%
Fidelity Advisor Healthy Future Fund – Class M	AMERICAN PORTFOLIOS FINANCIAL	PALM HARBOR	FL	6.52%
Fidelity Advisor Healthy Future Fund – Class M	AMERICAN PORTFOLIOS FINANCIAL	TAMPA	FL	5.93%
Fidelity Advisor Healthy Future Fund – Class Z	FMR CAPITAL	BOSTON	MA	98.81%
Fidelity Advisor High Income Fund – Class A	AMERIPRISE FINANCIAL SERVICES INC	MINNEAPOLIS	MN	8.82%
Fidelity Advisor High Income Fund – Class A	PERSHING LLC	JERSEY CITY	NJ	7.16%
Fidelity Advisor High Income Fund – Class A	LPL FINANCIAL LLC	SAN DIEGO	CA	5.44%
Fidelity Advisor High Income Fund – Class C	AMERIPRISE FINANCIAL SERVICES INC	MINNEAPOLIS	MN	12.65%
Fidelity Advisor High Income Fund – Class C	LPL FINANCIAL LLC	SAN DIEGO	CA	9.80%
Fidelity Advisor High Income Fund – Class C	WELLS FARGO CLEARING SERVICES LLC	SAINT LOUIS	MO	6.55%
Fidelity Advisor High Income Fund – Class C	PERSHING LLC	JERSEY CITY	NJ	6.42%
Fidelity Advisor High Income Fund – Class C	RAYMOND JAMES & ASSOCIATES INC	SAINT PETERSBURG	FL	6.07%
Fidelity Advisor High Income Fund – Class I	CHARLES SCHWAB & CO INC	SAN FRANCISCO	CA	29.91%
Fidelity Advisor High Income Fund – Class I	NEW HAMPSHIRE HIGHER EDUCATION SAVINGS PLAN TRUST	MERRIMACK	NH	16.06%
Fidelity Advisor High Income Fund – Class I	LPL FINANCIAL LLC	SAN DIEGO	CA	10.56%
Fidelity Advisor High Income Fund – Class I	AMERIPRISE FINANCIAL SERVICES INC	MINNEAPOLIS	MN	9.49%
Fidelity Advisor High Income Fund – Class I	PERSHING LLC	JERSEY CITY	NJ	6.32%
Fidelity Advisor High Income Fund – Class M	PERSHING LLC	JERSEY CITY	NJ	8.31%
Fidelity Advisor High Income Fund – Class Z	PERSHING LLC	JERSEY CITY	NJ	8.31%
Fidelity New Markets Income Fund	CHARLES SCHWAB & CO INC	SAN FRANCISCO	CA	7.47%
Fidelity Advisor New Markets Income Fund – Class A	WELLS FARGO CLEARING SERVICES LLC	SAINT LOUIS	MO	10.34%
Fidelity Advisor New Markets Income Fund – Class A	PERSHING LLC	JERSEY CITY	NJ	8.94%
Fidelity Advisor New Markets Income Fund – Class A	AMERIPRISE FINANCIAL SERVICES INC	MINNEAPOLIS	MN	7.81%
Fidelity Advisor New Markets Income Fund – Class A	MORGAN STANLEY SMITH BARNEY	NEW YORK	NY	5.84%
Fidelity Advisor New Markets Income Fund – Class C	WELLS FARGO CLEARING SERVICES LLC	SAINT LOUIS	MO	33.92%
Fidelity Advisor New Markets Income Fund – Class C	AMERIPRISE FINANCIAL SERVICES INC	MINNEAPOLIS	MN	10.97%
Fidelity Advisor New Markets Income Fund – Class C	RAYMOND JAMES & ASSOCIATES INC	SAINT PETERSBURG	FL	7.37%
Fidelity Advisor New Markets Income Fund – Class C	PERSHING LLC	JERSEY CITY	NJ	6.98%
Fidelity Advisor New Markets Income Fund – Class C	LPL FINANCIAL LLC	SAN DIEGO	CA	6.97%

FIDELITY SUMMER STREET TRUST

Class Name	Owner Name	City	State	Ownership%
Fidelity Advisor New Markets Income Fund – Class C	UBS FINANCIAL SERVICES INC	WEEHAWKEN	NJ	5.20%
Fidelity Advisor New Markets Income Fund – Class I	PERSHING LLC	JERSEY CITY	NJ	71.66%
Fidelity Advisor New Markets Income Fund – Class I	WELLS FARGO CLEARING SERVICES LLC	SAINT LOUIS	MO	8.80%
Fidelity Advisor New Markets Income Fund – Class M	VOYA RETIREMENT INSURANCE AND ANNUITY CO	WINDSOR	MA	11.56%
Fidelity Advisor New Markets Income Fund – Class M	CHARLES SCHWAB & CO INC	SAN FRANCISCO	CA	9.13%
Fidelity Advisor New Markets Income Fund – Class M	PERSHING LLC	JERSEY CITY	NJ	5.74%
Fidelity Advisor New Markets Income Fund – Class Z	STRATEGIC ADVISERS FIDELITY CORE INCOME FUND	BOSTON	MA	68.73%
Fidelity Advisor New Markets Income Fund – Class Z	WELLS FARGO BANK MN N.A.	MINNEAPOLIS	MN	12.02%
Fidelity SAI High Income Fund	STRATEGIC ADVISERS FIDELITY CORE INCOME FUND	BOSTON	MA	15.61%
Fidelity Advisor Short Duration High Income Fund – Class A	LPL FINANCIAL LLC	SAN DIEGO	CA	37.85%
	PERSHING LLC	JERSEY CITY	NJ	10.27%
Fidelity Advisor Short Duration High Income Fund – Class C	LPL FINANCIAL LLC	SAN DIEGO	CA	19.92%
Fidelity Advisor Short Duration High Income Fund – Class I	PERSHING LLC	JERSEY CITY	NJ	37.00%
Fidelity Advisor Short Duration High Income Fund – Class I	LPL FINANCIAL LLC	SAN DIEGO	CA	25.13%
Fidelity Advisor Short Duration High Income Fund – Class I	CHARLES SCHWAB & CO INC	SAN FRANCISCO	CA	10.37%
Fidelity Advisor Short Duration High Income Fund – Class I	DICK B DAVENPORT DDS RETIREMENT PLAN	LAREDO	TX	5.27%
Fidelity Advisor Short Duration High Income Fund – Class M	PERSHING LLC	JERSEY CITY	NJ	13.42%
Fidelity Advisor Short Duration High Income Fund – Class M	KATCHEN	DENVER	CO	5.38%
Fidelity Advisor Sustainable U.S. Equity Fund – Class A	MURPHY	MINNEAPOLIS	MN	13.79%
Fidelity Advisor Sustainable U.S. Equity Fund – Class A	PERSHING LLC	JERSEY CITY	NJ	9.90%
Fidelity Advisor Sustainable U.S. Equity Fund – Class A	WELLS FARGO CLEARING SERVICES LLC	SAINT LOUIS	MO	9.30%
Fidelity Advisor Sustainable U.S. Equity Fund – Class A	FMR CAPITAL	BOSTON	MA	8.58%
Fidelity Advisor Sustainable U.S. Equity Fund – Class A	LPL FINANCIAL LLC	SAN DIEGO	CA	7.52%
Fidelity Advisor Sustainable U.S. Equity Fund – Class C	FMR CAPITAL	BOSTON	MA	21.67%
Fidelity Advisor Sustainable U.S. Equity Fund – Class C	CETERA ADVISOR NETWORKS LLC	PLAINVIEW	NY	19.96%
Fidelity Advisor Sustainable U.S. Equity Fund – Class C	COMMONWEALTH FINANCIAL NETWORK	STAMFORD	CT	11.76%
Fidelity Advisor Sustainable U.S. Equity Fund – Class C	LA SALLE STREET SECURITIES, LLC	BEDFORD	MA	8.27%

FIDELITY SUMMER STREET TRUST

Class Name	Owner Name	City	State	Ownership%
Fidelity Advisor Sustainable U.S. Equity Fund – Class C	LPL FINANCIAL LLC	CANTON	MS	5.25%
Fidelity Advisor Sustainable U.S. Equity Fund – Class I	FMR CAPITAL	BOSTON	MA	61.14%
Fidelity Advisor Sustainable U.S. Equity Fund – Class I	PERSHING LLC	JERSEY CITY	NJ	27.10%
Fidelity Advisor Sustainable U.S. Equity Fund – Class I	RAYMOND JAMES & ASSOCIATES INC	SAINT PETERSBURG	FL	6.42%
Fidelity Advisor Sustainable U.S. Equity Fund – Class M	FMR CAPITAL	BOSTON	MA	26.67%
Fidelity Advisor Sustainable U.S. Equity Fund – Class M	OSAIC WEALTH INC	QUINCY	MA	19.38%
Fidelity Advisor Sustainable U.S. Equity Fund – Class M	NELSEN	MILWAUKEE	WI	12.72%
Fidelity Advisor Sustainable U.S. Equity Fund – Class M	ONEAMERICA SECURITIES INC	LOUISVILLE	KY	7.35%
Fidelity Advisor Sustainable U.S. Equity Fund – Class M	PERSHING LLC	JERSEY CITY	NJ	5.36%
Fidelity Advisor Sustainable U.S. Equity Fund – Class Z	FMR CAPITAL	BOSTON	MA	35.10%
Fidelity Advisor Sustainable U.S. Equity Fund – Class Z	ANDERSON	BRUNSWICK	ME	19.94%
Fidelity Advisor Sustainable U.S. Equity Fund – Class Z	SOMMERFIELD	MILWAUKEE	WI	19.28%
Fidelity Advisor Sustainable U.S. Equity Fund – Class Z	NORMAN	MINNEAPOLIS	MN	9.38%
Fidelity Advisor Sustainable U.S. Equity Fund – Class Z	FIRST COMMAND BROKERAGE SERVICES	MARIETTA	GA	9.33%
Fidelity U.S. Low Volatility Equity Fund	MSCS FINANCIAL SERVICES DIVISION	PITTSBURGH	PA	36.33%
Fidelity Advisor Women’s Leadership Fund – Class A	AMERIPRISE FINANCIAL SERVICES INC	MINNEAPOLIS	MN	12.21%
Fidelity Advisor Women’s Leadership Fund – Class A	EDWARD D JONES & CO	MARYLAND HEIGHTS	MO	8.48%
Fidelity Advisor Women’s Leadership Fund – Class A	PERSHING LLC	JERSEY CITY	NJ	5.62%
Fidelity Advisor Women’s Leadership Fund – Class A	LPL FINANCIAL LLC	SAN DIEGO	CA	5.15%
Fidelity Advisor Women’s Leadership Fund – Class C	STIFEL NICOLAUS & CO INC	SAINT LOUIS	MO	22.01%
Fidelity Advisor Women’s Leadership Fund – Class C	AMERIPRISE FINANCIAL SERVICES INC	MINNEAPOLIS	MN	17.31%
Fidelity Advisor Women’s Leadership Fund – Class C	PERSHING LLC	JERSEY CITY	NJ	8.53%
Fidelity Advisor Women’s Leadership Fund – Class C	LPL FINANCIAL LLC	SAN DIEGO	CA	5.34%
Fidelity Advisor Women’s Leadership Fund – Class I	AMERIPRISE FINANCIAL SERVICES INC	MINNEAPOLIS	MN	53.58%
Fidelity Advisor Women’s Leadership Fund – Class I	LPL FINANCIAL LLC	SAN DIEGO	CA	29.24%
Fidelity Advisor Women’s Leadership Fund – Class M	GARDEN STATE SECURITIES, INC	STATEN ISLAND	NY	8.57%
Fidelity Advisor Women’s Leadership Fund – Class M	PERSHING LLC	JERSEY CITY	NJ	7.51%

FIDELITY SUMMER STREET TRUST

Class Name	Owner Name	City	State	Ownership%
Fidelity Advisor Women's Leadership Fund – Class M	GARDEN STATE SECURITIES, INC	MORGANVILLE	NJ	6.41%
	STOKES	TRUMBULL	CT	6.23%
	WU	LAKE OSWEGO	OR	5.13%
Fidelity Advisor Women's Leadership Fund – Class Z	BLAKELY	ATLANTA	GA	21.58%
Fidelity Advisor Women's Leadership Fund – Class Z	EDWARD D JONES & CO	MARYLAND HEIGHTS	MO	18.32%
Fidelity Advisor Women's Leadership Fund – Class Z	PERSHING LLC	JERSEY CITY	NJ	5.02%

* The ownership information shown above is for a class of shares of the fund.

To the knowledge of the trusts, no other shareholder owned of record or beneficially more than 5% of the outstanding shares of each class of the funds on that date.

As of March 31, 2024 (and April 16, 2024 for ETFs), the following owned of record and/or beneficially 25% or more of the outstanding shares:

FIDELITY ADVISOR SERIES I

Class Name	Owner Name	City	State	Ownership%
Fidelity Real Estate High Income Fund	MONTANA BOARD OF INVESTMENTS	HELENA	MT	31.31%
Fidelity Real Estate High Income Fund	STATE OF ALASKA RETIREMENT MGMT	JUNEAU	AK	29.22%

FIDELITY ADVISOR SERIES VII

Class Name	Owner Name	City	State	Ownership%
Fidelity Advisor Global Real Estate Fund	FMR CAPITAL	BOSTON	MA	45.86%

FIDELITY ADVISOR SERIES VIII

Class Name	Owner Name	City	State	Ownership%
Fidelity Advisor Focused Emerging Markets Fund	PERSHING LLC	JERSEY CITY	NJ	28.62%
Fidelity Advisor Overseas Fund	PAYCHEX SECURITIES CORP	WEST HENRIETTA	NY	27.63%
Fidelity International Capital Appreciation Fund	STRATEGIC ADVISERS FIDELITY INTERNATIONAL FUND	BOSTON	MA	37.61%

FIDELITY CAPITAL TRUST

Class Name	Owner Name	City	State	Ownership%
Fidelity Stock Selector All Cap Fund	FIDELITY CHARITABLE GIFT FUND – U.S. EQUITY POOL	BOSTON	MA	60.66%

FIDELITY CONCORD STREET TRUST

Class Name	Owner Name	City	State	Ownership%
Fidelity SAI International Small Cap Index Fund	STRATEGIC ADVISERS FIDELITY INTERNATIONAL FUND	BOSTON	MA	68.64%
Fidelity SAI Japan Stock Index Fund	STRATEGIC ADVISERS INTERNATIONAL FUND	BOSTON	MA	86.75%

FIDELITY INVESTMENT TRUST

Class Name	Owner Name	City	State	Ownership%
Fidelity International Discovery Fund	STRATEGIC ADVISERS FIDELITY INTERNATIONAL FUND	BOSTON	MA	30.71%
Fidelity Japan Fund	STRATEGIC ADVISERS INTERNATIONAL FUND	BOSTON	MA	38.20%
Fidelity Overseas Fund	STRATEGIC ADVISERS FIDELITY INTERNATIONAL FUND	BOSTON	MA	33.18%

FIDELITY INVESTMENT TRUST

Class Name	Owner Name	City	State	Ownership%
Fidelity Sustainable Emerging Markets Equity Fund	FMR CAPITAL	BOSTON	MA	28.93%
Fidelity Sustainable International Equity Fund	FIDELITY SUSTAINABLE MULTI-ASSET FUND	BOSTON	MA	33.34%

FIDELITY MT. VERNON STREET TRUST

Class Name	Owner Name	City	State	Ownership%
Fidelity Equity Growth K6 Fund	EMPOWER ANNUITY INSURANCE COMPANY	GREENWOOD VILLAGE	CO	30.03%

FIDELITY SELECT PORTFOLIOS

Class Name	Owner Name	City	State	Ownership%
Fidelity International Real Estate Fund	PERSHING LLC	JERSEY CITY	NJ	25.41%

FIDELITY SUMMER STREET TRUST

Class Name	Owner Name	City	State	Ownership%
Fidelity New Markets Income Fund	STRATEGIC ADVISERS FIDELITY CORE INCOME FUND	BOSTON	MA	27.81%
Fidelity U.S. Low Volatility Equity Fund	MSCS FINANCIAL SERVICES DIVISION	PITTSBURGH	PA	36.33%

A shareholder owning of record or beneficially more than 25% of a fund's outstanding shares may be considered a controlling person. That shareholder's vote could have a more significant effect on matters presented at a shareholders' meeting than votes of other shareholders.

Fidelity, the Fidelity Investments Logo and all other Fidelity trademarks or service marks used herein are trademarks or service marks of FMR LLC. Any third-party marks that are used herein are trademarks or service marks of their respective owners. © 2024 FMR LLC. All rights reserved.